



US00D614254S

(12) **United States Design Patent**
Langenfeld et al.

(10) **Patent No.:** **US D614,254 S**

(45) **Date of Patent:** **** Apr. 20, 2010**

(54) **PROPULSOR DEVICE**

(75) Inventors: **Christopher C. Langenfeld**, Nashua, NH (US); **Ryan K. LaRocque**, Pepperell, MA (US); **Thomas S. Schnellinger**, North Andover, MA (US)

(73) Assignee: **DEKA Products Limited Partnership**, Manchester, NH (US)

(**) Term: **14 Years**

(21) Appl. No.: **29/322,481**

(22) Filed: **Aug. 6, 2008**

(51) **LOC (9) Cl.** **21-01**

(52) **U.S. Cl.** **D21/806**

(58) **Field of Classification Search** D21/769-770, D21/801, 803, 804, 806, 807, 810; D2/731, D2/732; 472/55, 56, 58, 60-66, 69, 72-75, 472/79; D12/319

See application file for complete search history.

(56) **References Cited**

U.S. PATENT DOCUMENTS

2,948,251	A *	8/1960	Replogle	114/245
3,426,722	A *	2/1969	Dragich	441/55
4,624,207	A *	11/1986	King	114/315
5,154,370	A *	10/1992	Cox et al.	244/3.27
5,322,243	A *	6/1994	Stoy	244/45 A
5,649,845	A *	7/1997	Fechtner	441/56
D388,392	S *	12/1997	McGinnis et al.	D12/333

D437,284	S *	2/2001	Knutson et al.	D12/319
D446,182	S *	8/2001	Adam et al.	D12/331
6,375,530	B1 *	4/2002	Earl	441/55

* cited by examiner

Primary Examiner—Janice E Seeger

Assistant Examiner—Zenia I Bennett

(74) *Attorney, Agent, or Firm*—Michelle Saquet Temple

(57) **CLAIM**

The ornamental design for a propulsor device, as shown and described.

DESCRIPTION

This invention was made with Government support under Contract Number W911NF-05- 9-0002 awarded by the U.S. Army RDECOM ACQ CTR. The Government has certain rights in the invention.

FIG. 1 is a front-bottom perspective view of a propulsor device showing the claimed design;

FIG. 2 is a bottom view thereof;

FIG. 3 is a front view thereof;

FIG. 4 is a rear view thereof

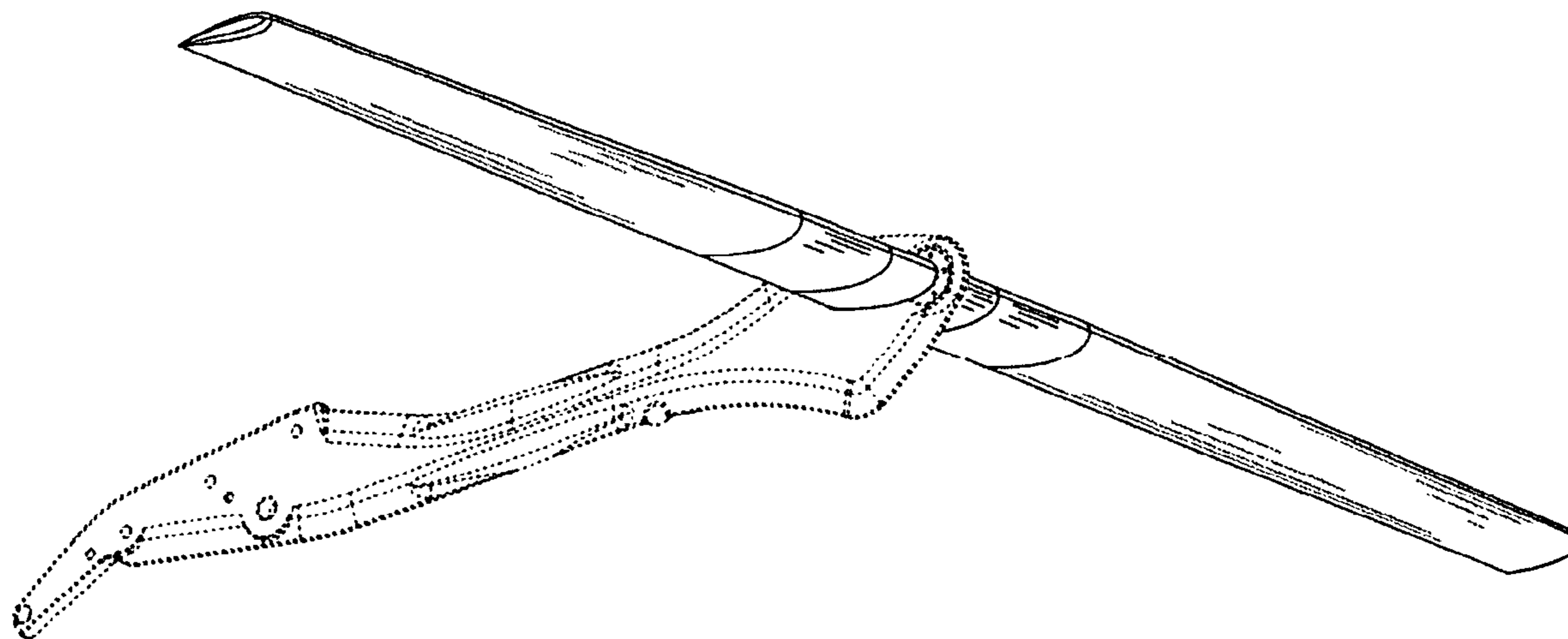
FIG. 5 is a right side view thereof;

FIG. 6 is a front-top perspective view thereof; and,

FIG. 7 is a top view thereof.

The broken lines in the drawing are for illustrative purposes only and form no part of the claimed design.

1 Claim, 7 Drawing Sheets



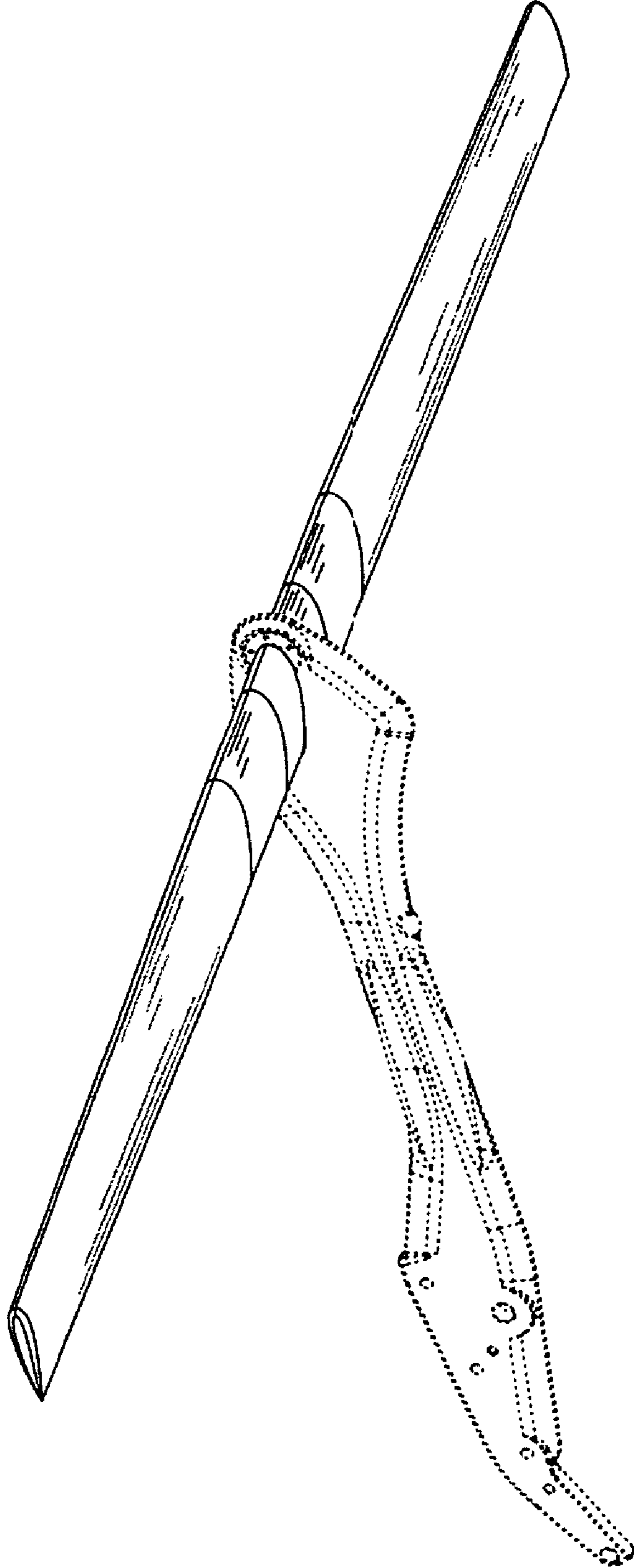


FIG. 1

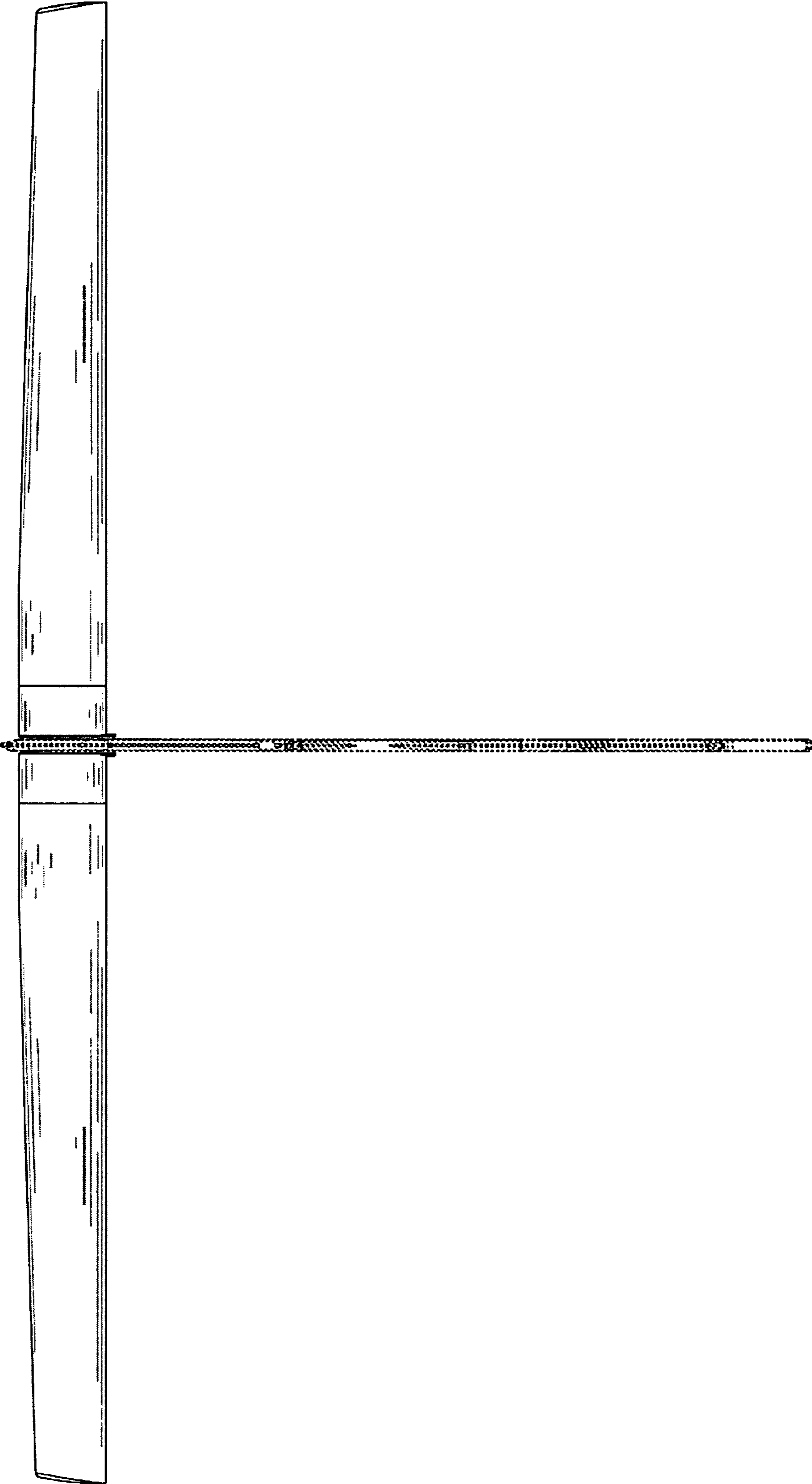


FIG. 2

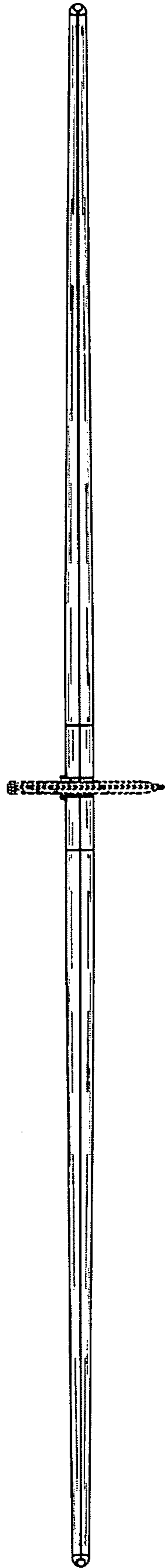


FIG. 3

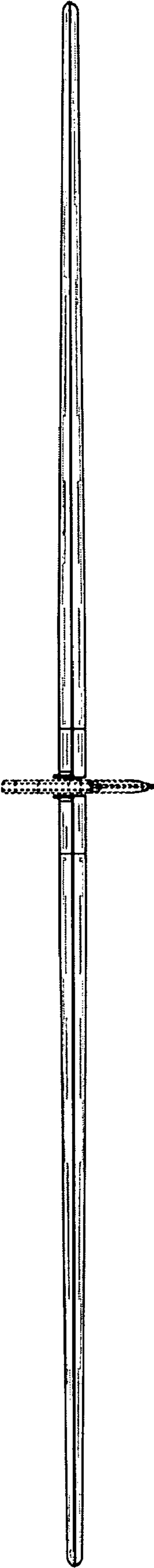


FIG. 4

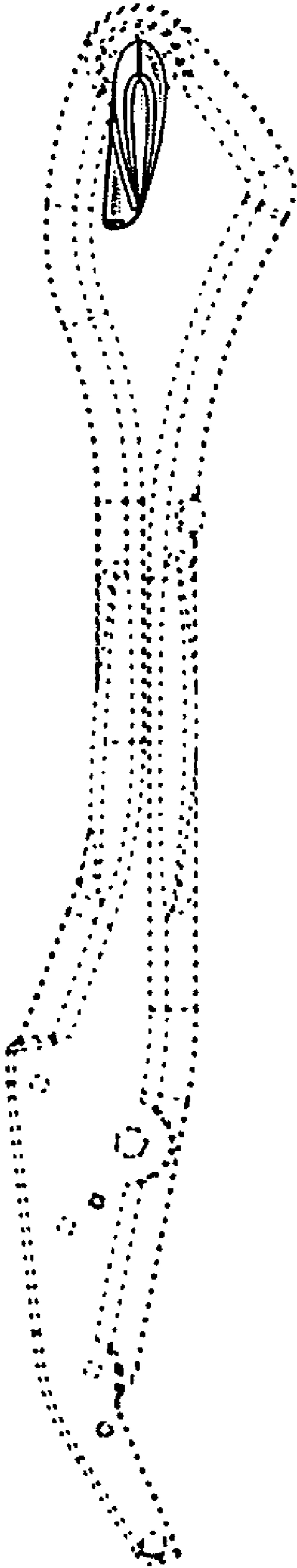


FIG. 5

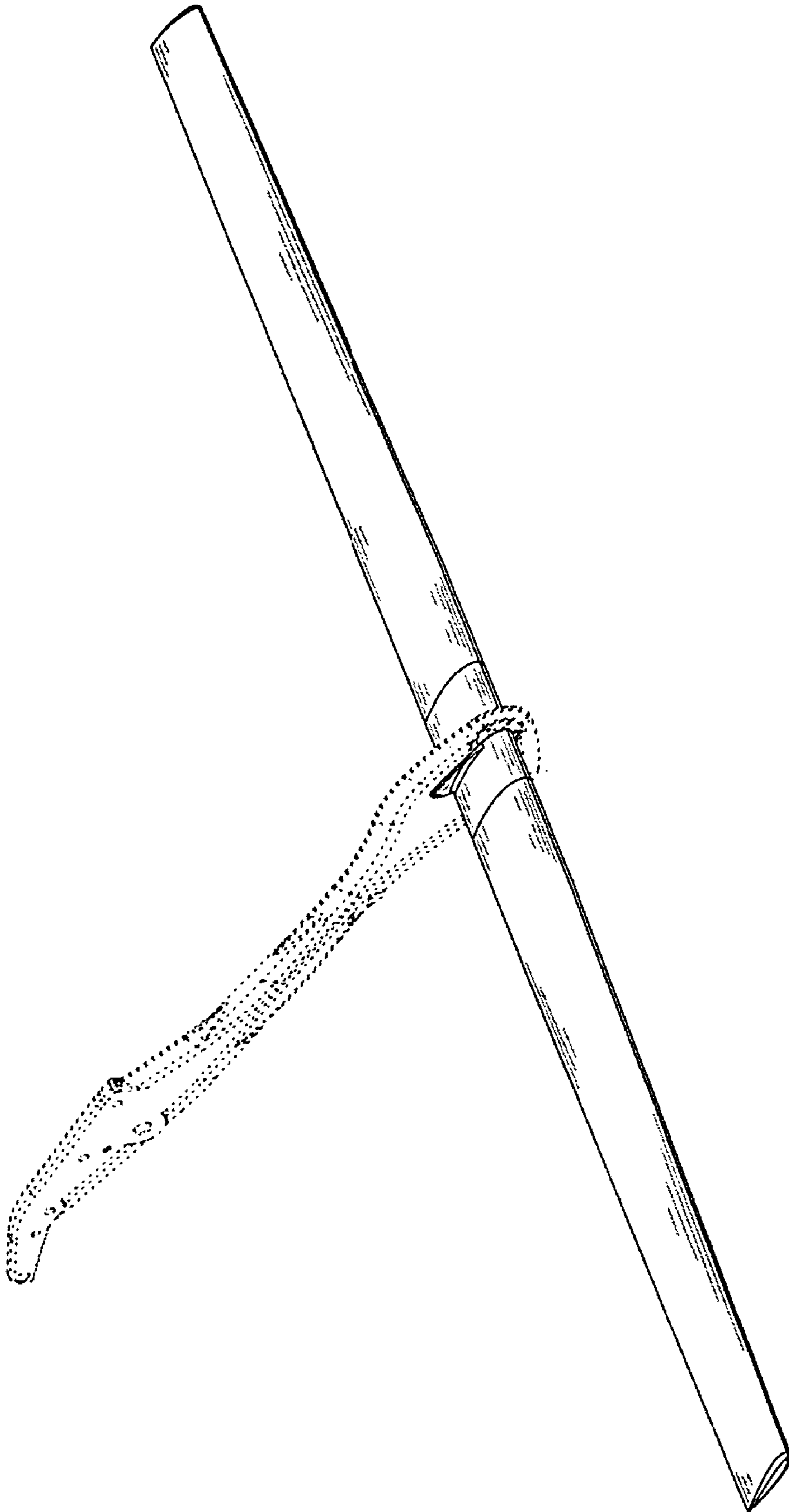


FIG. 6

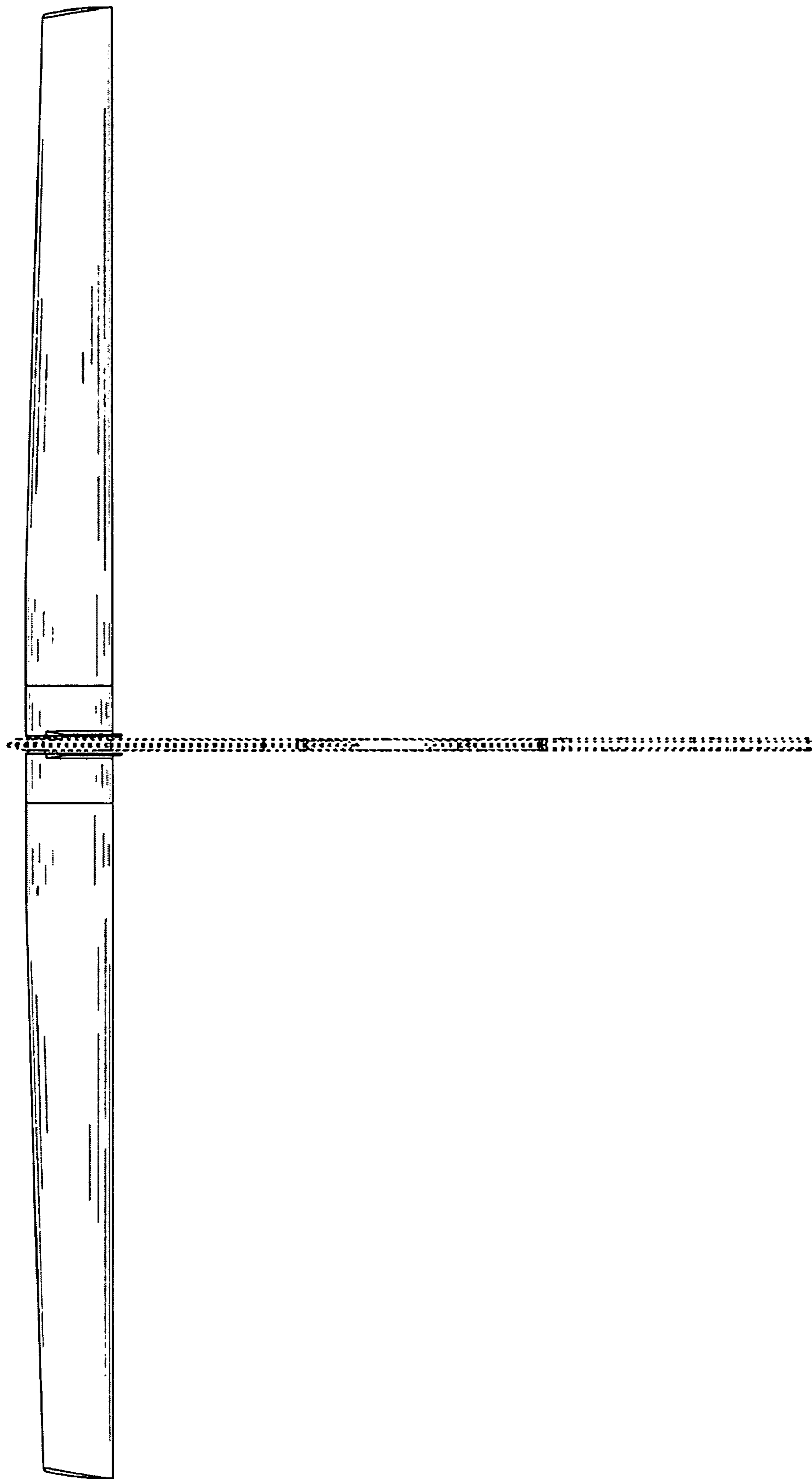


FIG. 7