



US00D614252S

(12) **United States Design Patent**
Pilgaard

(10) **Patent No.:** **US D614,252 S**

(45) **Date of Patent:** **** Apr. 20, 2010**

(54) **TOY FIGURE**

(75) Inventor: **Pia Pilgaard**, Abyhoj (DK)

(73) Assignee: **LEGO A/S**, Billund (DK)

(**) Term: **14 Years**

(21) Appl. No.: **29/315,808**

(22) Filed: **Jul. 24, 2009**

(30) **Foreign Application Priority Data**

Jan. 27, 2009 (EM) 001076293

(51) **LOC (9) Cl.** **21-01**

(52) **U.S. Cl.** **D21/621**

(58) **Field of Classification Search** D21/578–583,
D21/621, 622; 446/268, 360, 361, 376, 379,
446/382–384

See application file for complete search history.

(56) **References Cited**

U.S. PATENT DOCUMENTS

- 3,768,197 A * 10/1973 Shimamura 446/98
- D239,846 S * 5/1976 Knudsen D21/621
- D253,711 S * 12/1979 Christiansen et al. D21/621
- D255,813 S * 7/1980 Pape et al. D21/621
- D278,735 S * 5/1985 Nielsen D21/631
- D317,796 S * 6/1991 Laursen D21/621

- D344,111 S * 2/1994 Israel D21/621
- D352,078 S * 11/1994 Bertrand D21/621
- D366,076 S * 1/1996 Pedersen D21/621
- D496,076 S * 9/2004 Klaus et al. D21/621
- D541,353 S * 4/2007 Takahashi D21/578
- D569,454 S * 5/2008 Wilk et al. D21/621

* cited by examiner

Primary Examiner—Janice E Seeger

Assistant Examiner—Zenia I Bennett

(74) *Attorney, Agent, or Firm*—Day Pitney LLP

(57) **CLAIM**

The ornamental design for a toy figure, as shown and described.

DESCRIPTION

FIG. 1 is a front view of my ornamental design for a toy figure;

FIG. 2 is a rear view thereof;

FIG. 3 is a right side view thereof;

FIG. 4 is a left side view thereof;



FIG. 5 is a top plan view thereof;

FIG. 6 is a top front perspective view thereof; and,

FIG. 7 is a bottom view thereof.

The broken lines are for environmental purpose and form no part of the claimed design.

1 Claim, 7 Drawing Sheets






FIG. 1

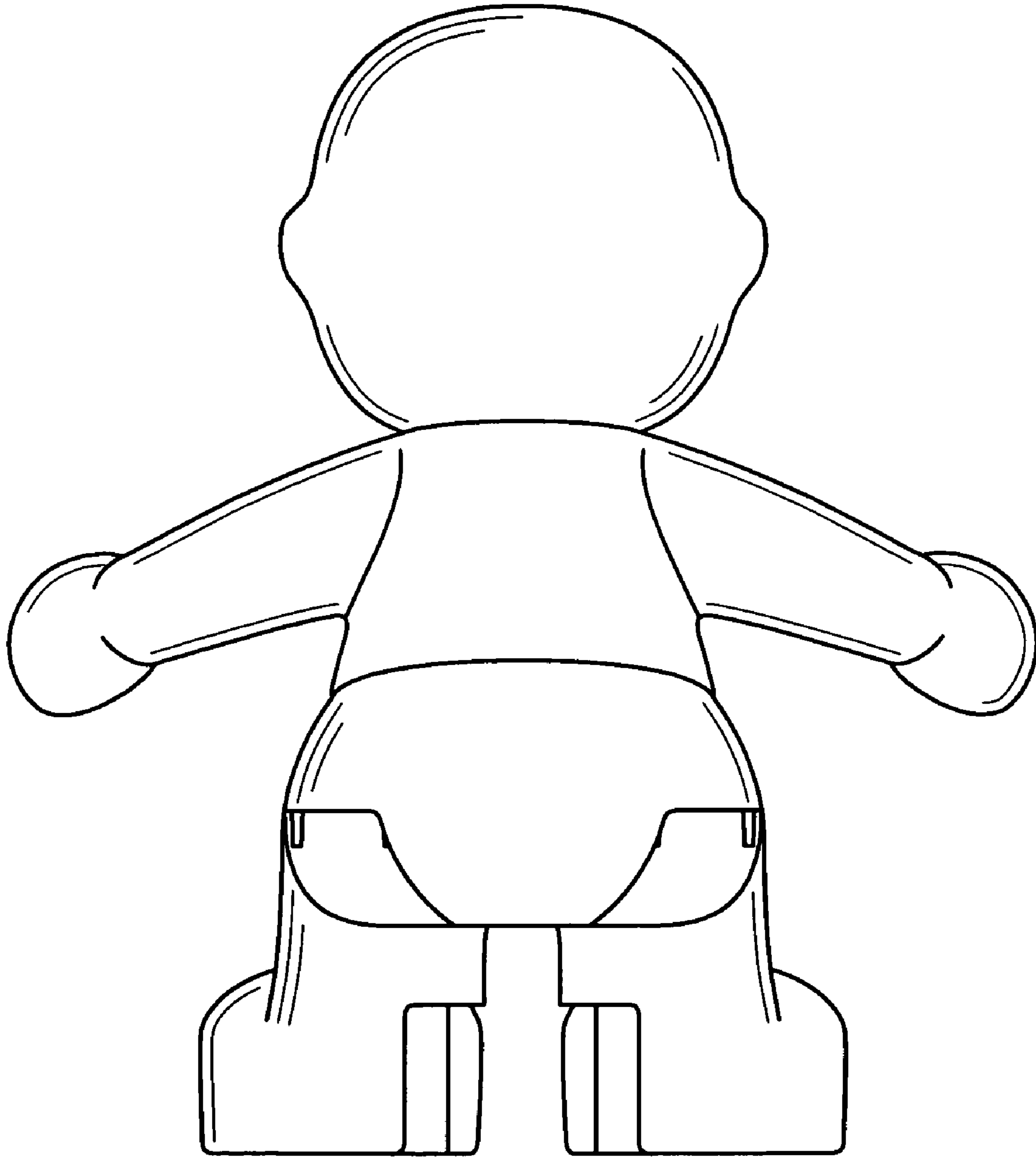


FIG. 2

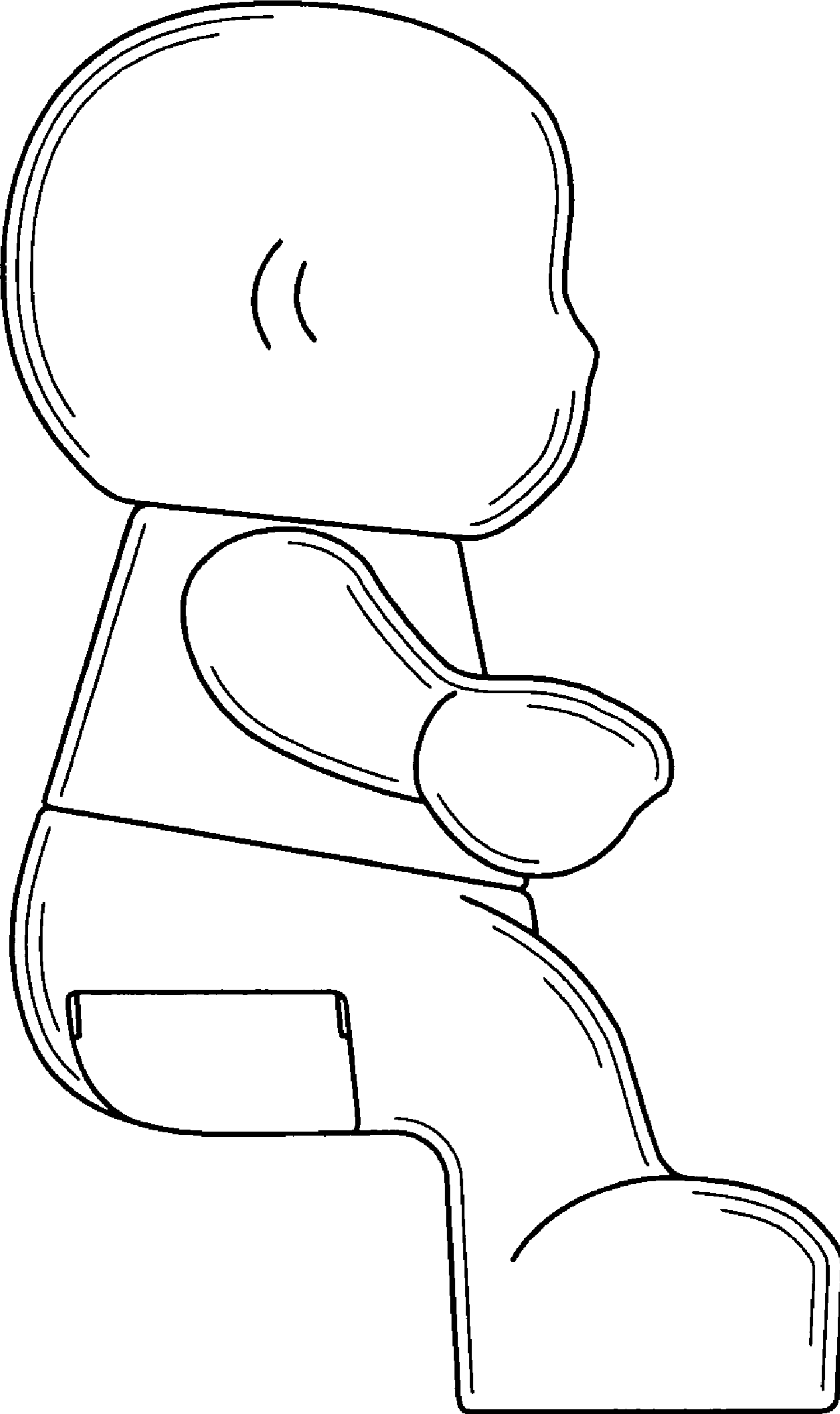


FIG. 3

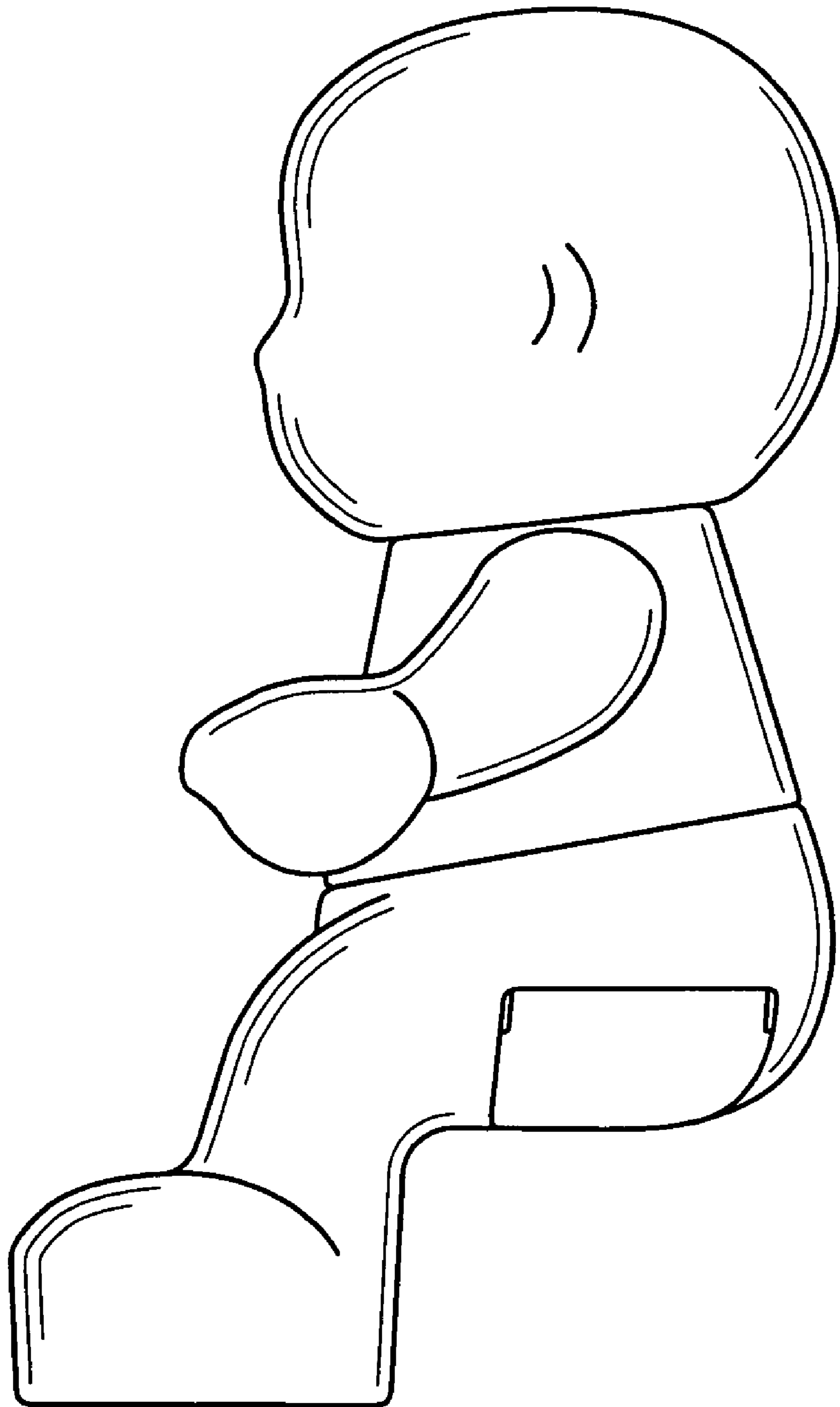


FIG. 4




FIG. 5




FIG. 6

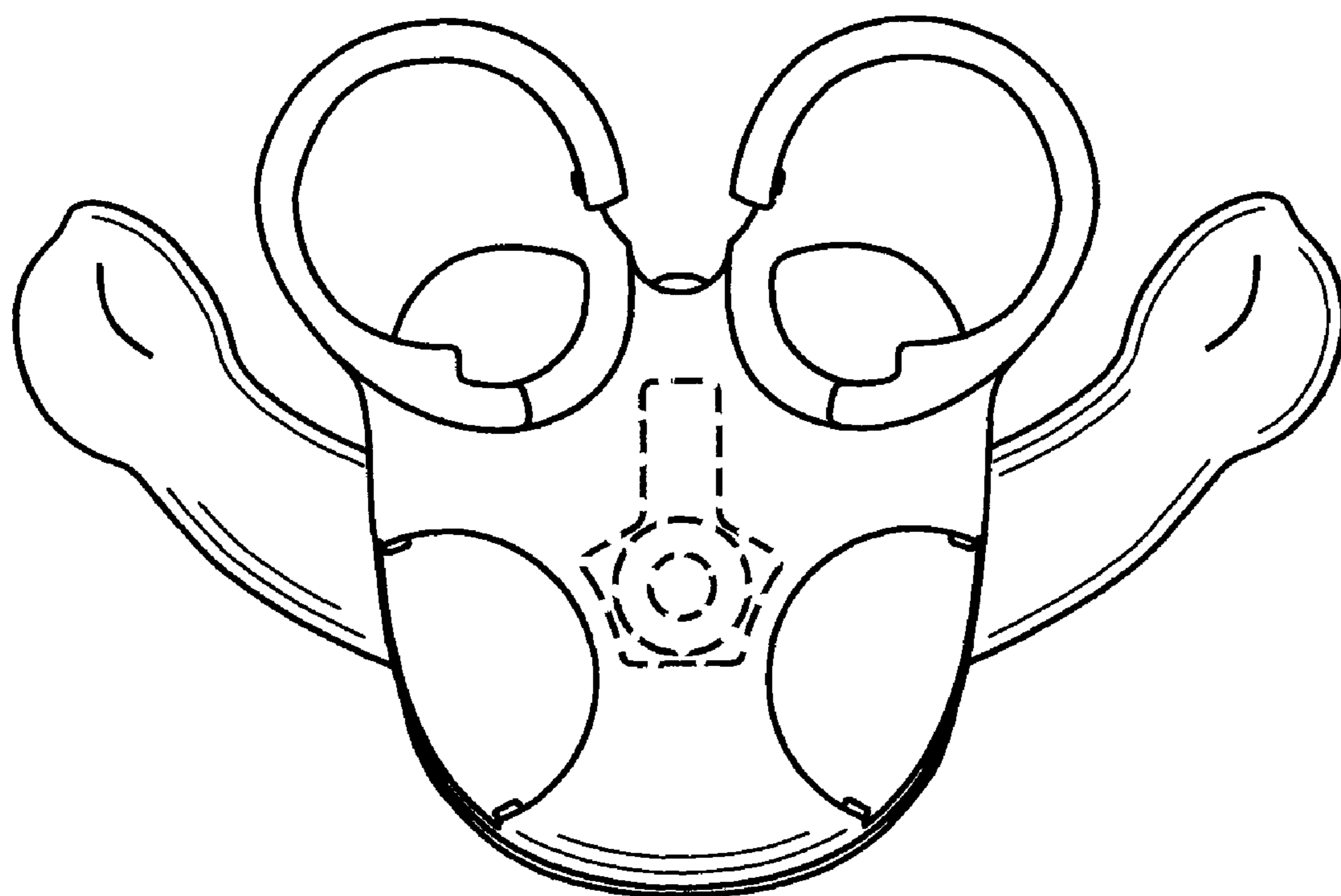


FIG. 7