



US00D614234S

(12) **United States Design Patent**  
**Ishikawa et al.**

(10) **Patent No.:** **US D614,234 S**  
(45) **Date of Patent:** **\*\* Apr. 20, 2010**

(54) **MULTI FUNCTION PRINTER**  
(75) Inventors: **Takaaki Ishikawa**, Matsumoto (JP);  
**Kenji Yanagisawa**, Azumino (JP);  
**Ichiro Yoshioka**, Matsumoto (JP);  
**Manabu Kawahara**, Matsumoto (JP);  
**Shinji Kitazawa**, Azumino (JP)

(73) Assignee: **Seiko Epson Corporation** (JP)

(\*\*) Term: **14 Years**

(21) Appl. No.: **29/312,233**

(22) Filed: **Oct. 7, 2008**

(30) **Foreign Application Priority Data**

Jul. 10, 2008 (JP) ..... 2008-017773

(51) **LOC (9) Cl.** ..... **14-02**

(52) **U.S. Cl.** ..... **D18/55**

(58) **Field of Classification Search** ..... D18/36-37,  
D18/50, 54, 54.1, 55, 19; D14/420-425,  
D14/463-470; 400/613, 613.1-613.4, 690.1-690.4,  
400/691-694

See application file for complete search history.

(56) **References Cited**

**U.S. PATENT DOCUMENTS**

D315,338 S \* 3/1991 Yoshihara ..... D14/464  
D315,574 S \* 3/1991 Komada et al. .... D18/37  
D340,708 S 10/1993 Ishibashi et al.  
D340,721 S \* 10/1993 Hirose et al. .... D14/464  
D362,456 S \* 9/1995 Ishibashi et al. .... D18/39  
D389,468 S 1/1998 Chang et al.  
D453,181 S \* 1/2002 Shimamura ..... D18/38  
D520,558 S \* 5/2006 Matsumoto et al. .... D18/50  
D522,047 S \* 5/2006 Ko et al. .... D18/55  
D528,154 S 9/2006 Hattori  
D528,155 S 9/2006 Katayama

D528,595 S \* 9/2006 Hattori ..... D18/54  
D531,175 S 10/2006 Moskaluk et al.  
D532,042 S \* 11/2006 Gant ..... D18/50  
D532,450 S 11/2006 Smith et al.  
D533,218 S 12/2006 Gant et al.  
D536,373 S \* 2/2007 Inoue et al. .... D18/55  
D550,768 S 9/2007 Hoshiya et al.  
D552,167 S \* 10/2007 Lee et al. .... D18/50  
D555,194 S 11/2007 Smith et al.  
D556,256 S 11/2007 Matsumoto  
D556,257 S 11/2007 Yamaguchi  
D561,250 S 2/2008 Smith et al.  
D561,251 S 2/2008 Tjin Wong Joe et al.  
D573,179 S \* 7/2008 Bae et al. .... D18/50  
D573,633 S 7/2008 Laidlaw et al.  
D581,976 S 12/2008 Park et al.  
D586,384 S 2/2009 Yamaguchi et al.

\* cited by examiner

*Primary Examiner*—Cathy Anne MacCormac

(74) *Attorney, Agent, or Firm*—Harness, Dickey & Pierce,  
P.L.C.

(57) **CLAIM**

The ornamental design for a multi function printer, as shown  
and described.

**DESCRIPTION**

FIG. 1 is a top, front and right side perspective view of a multi  
function printer embodying our new design;

FIG. 2 is a front view thereof;

FIG. 3 is a rear view thereof;

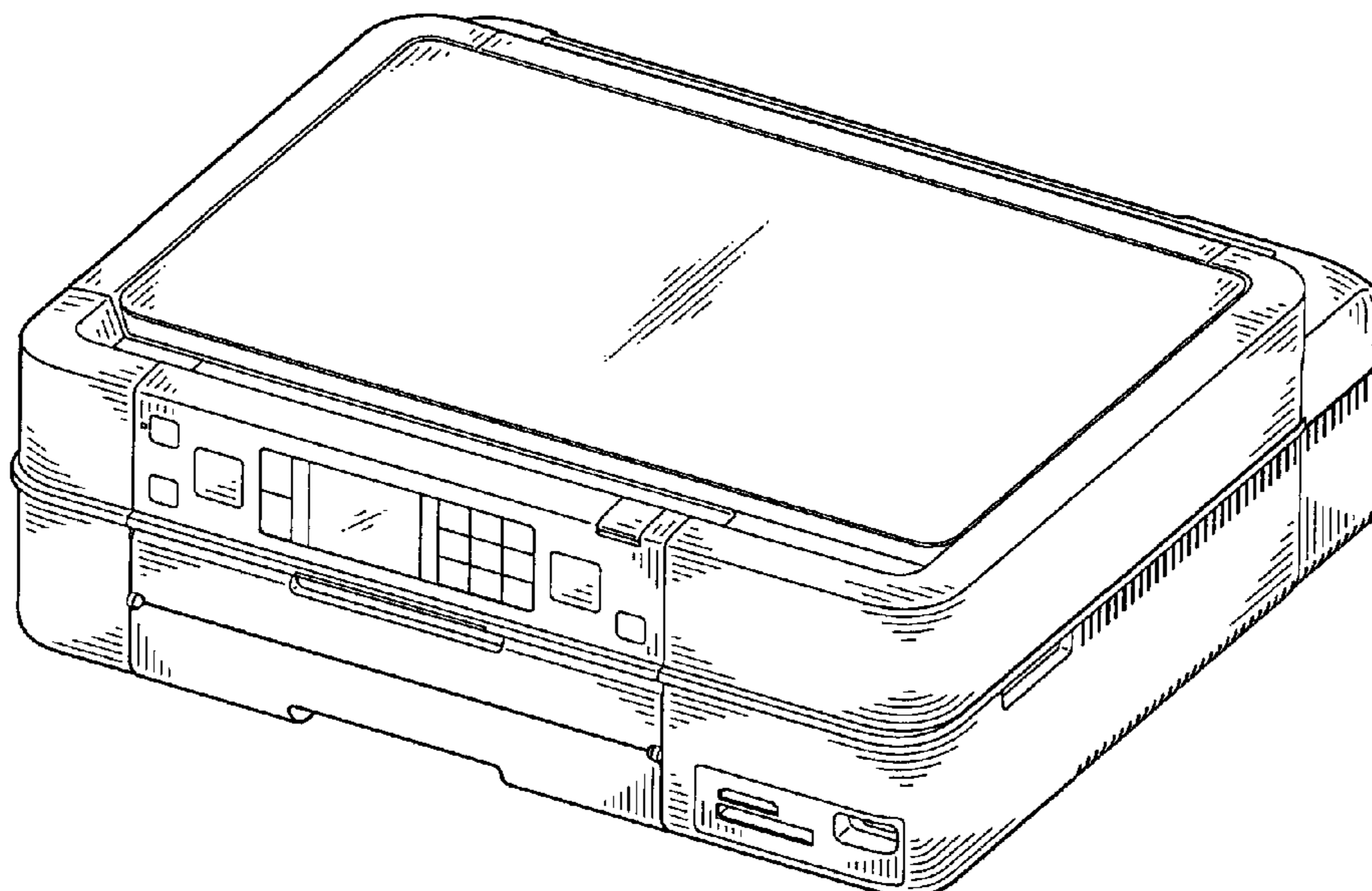
FIG. 4 is a left side view thereof;

FIG. 5 is a right side view thereof;

FIG. 6 is a top view thereof; and,

FIG. 7 is a bottom view thereof.

**1 Claim, 3 Drawing Sheets**



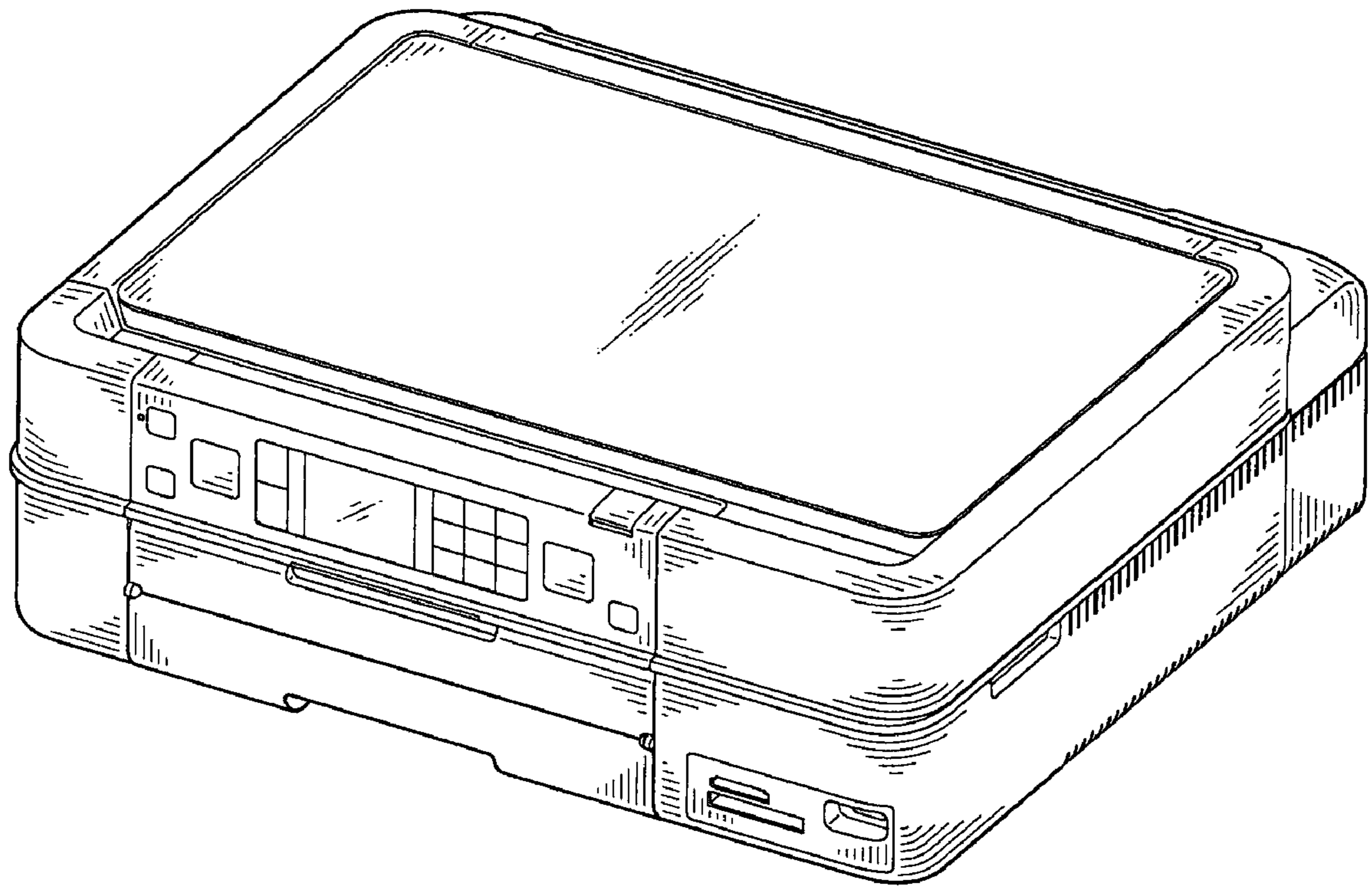


FIG. 1

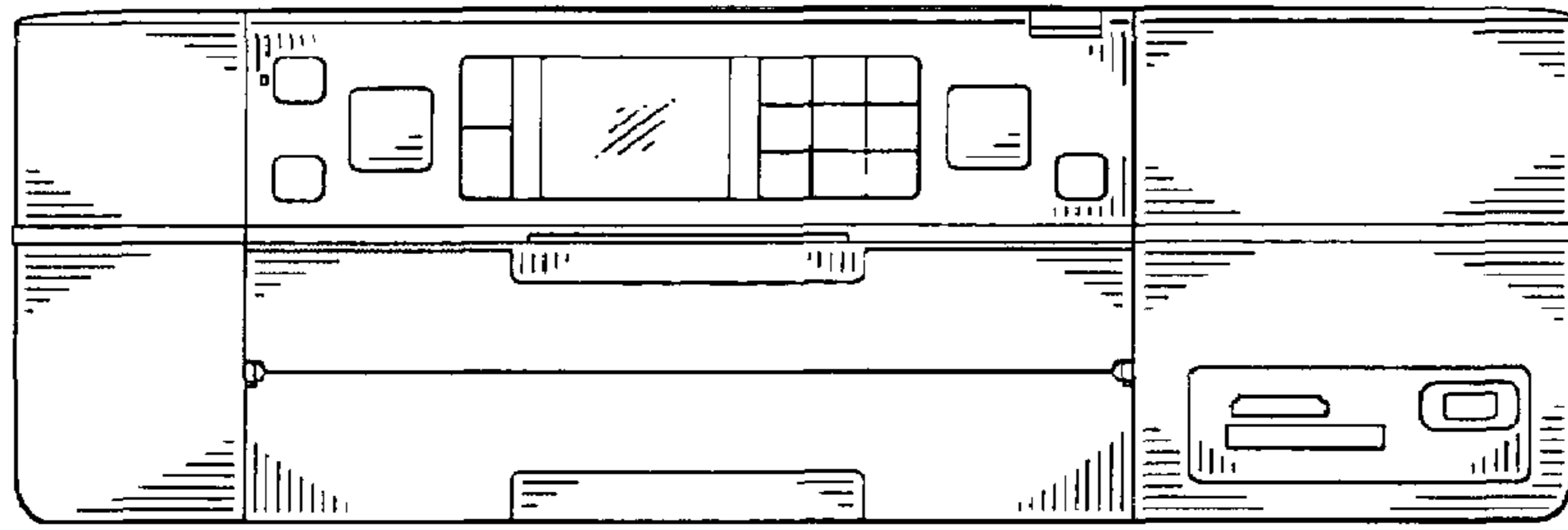


FIG. 2

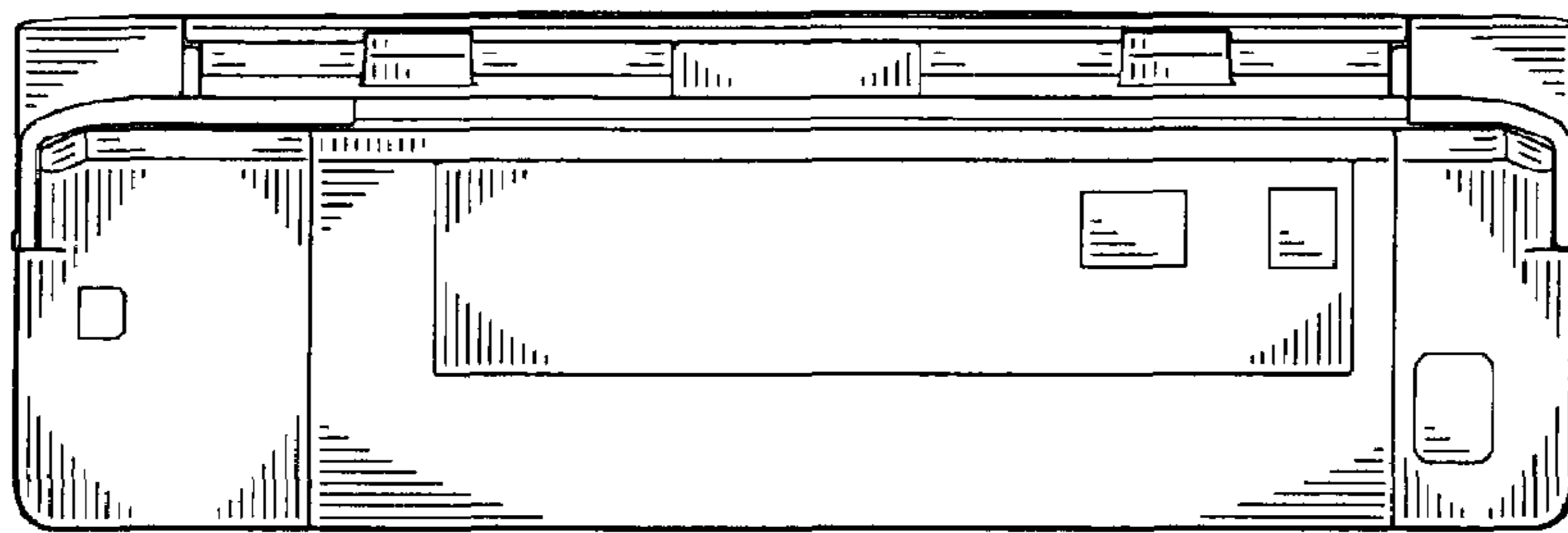


FIG. 3

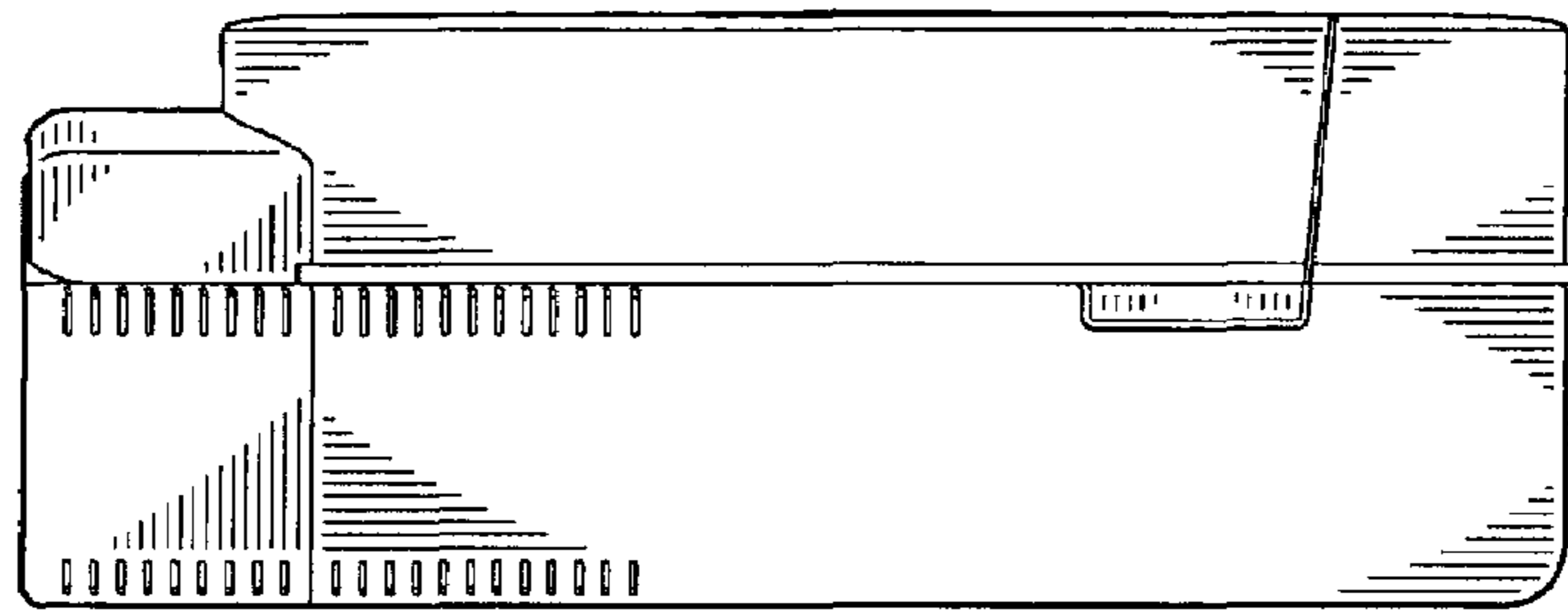


FIG. 4

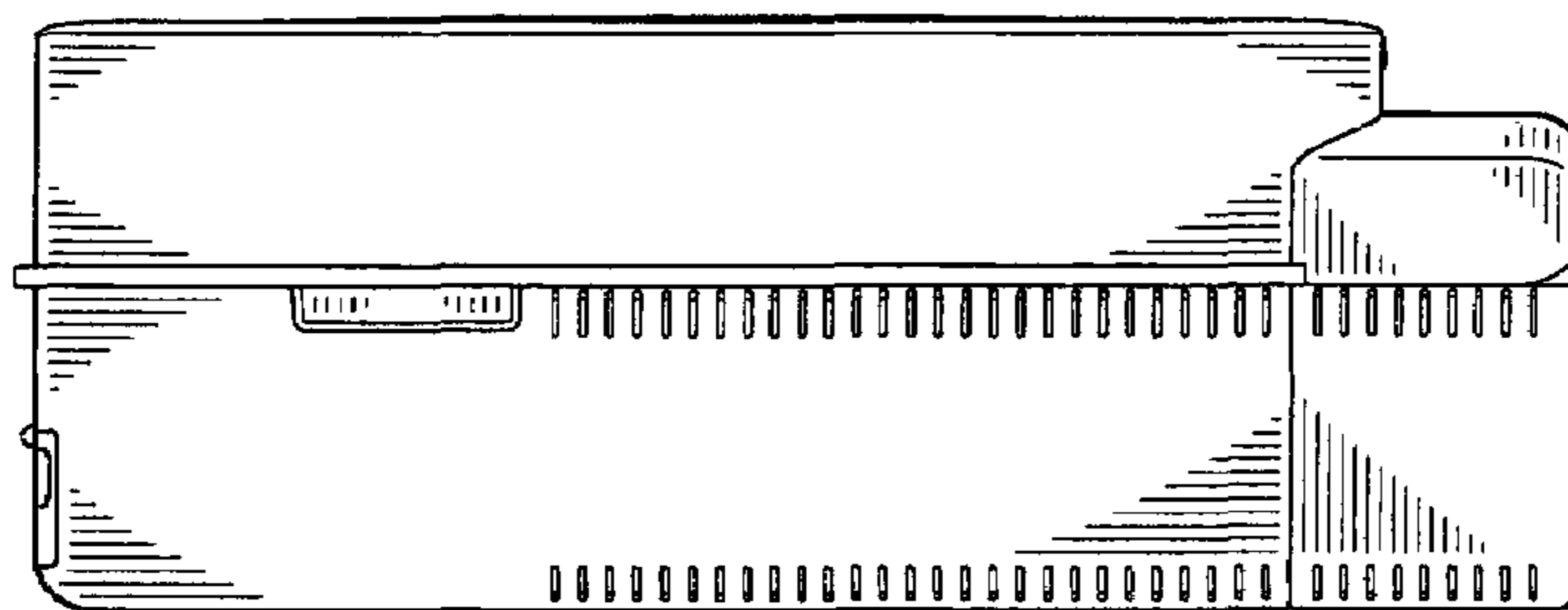


FIG. 5

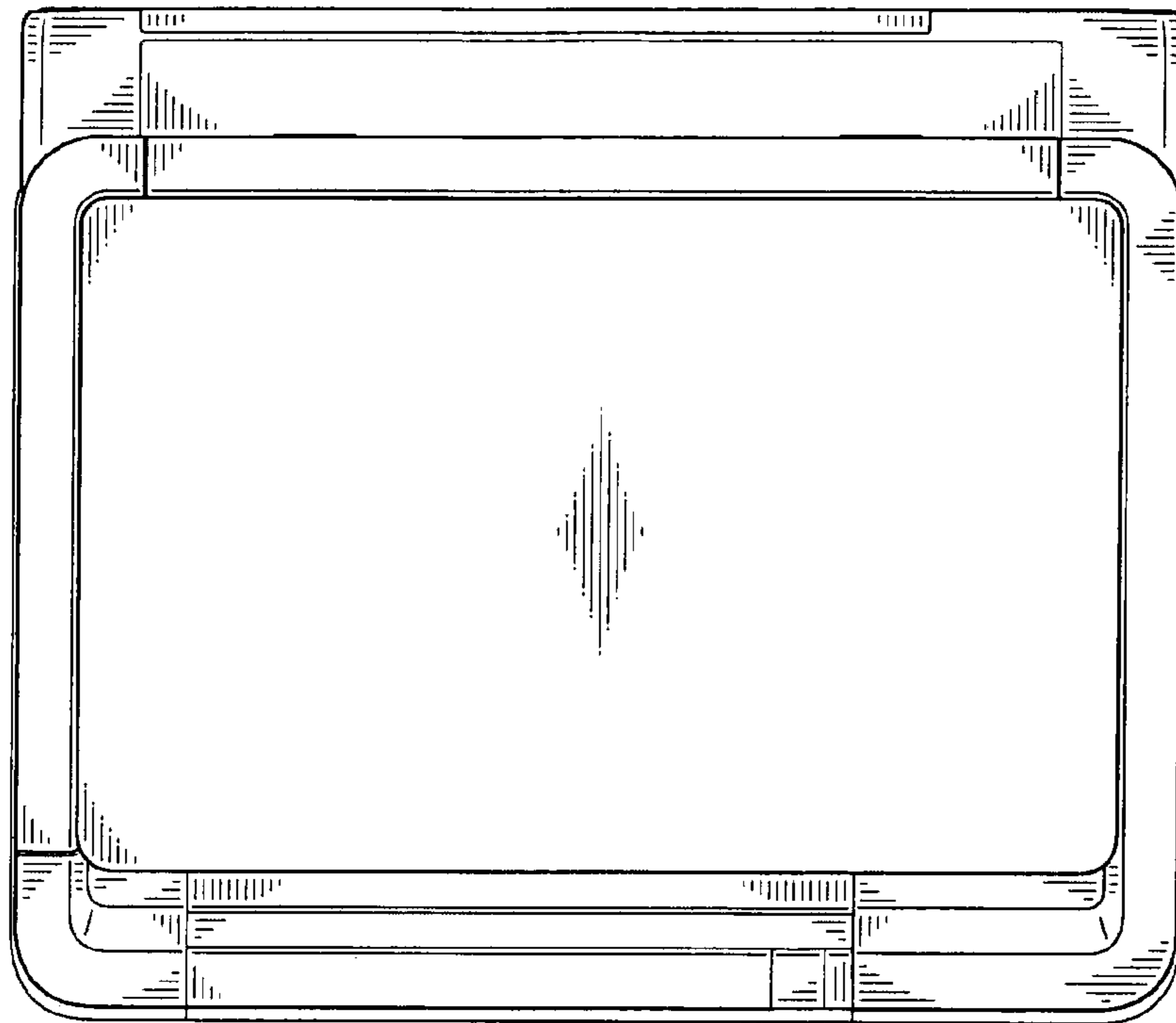


FIG. 6

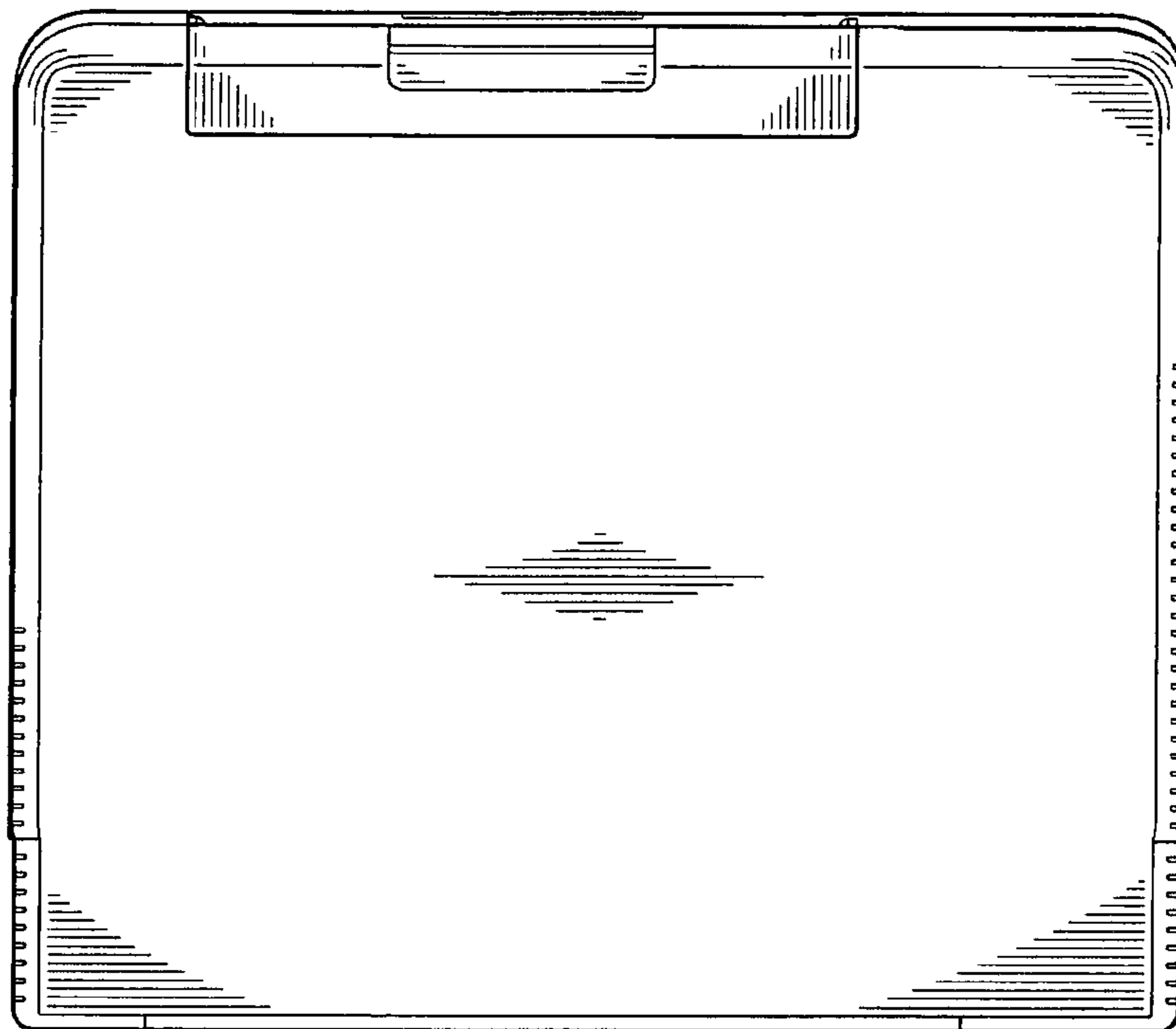


FIG. 7