



US00D614227S

(12) **United States Design Patent**
Muthsam

(10) **Patent No.:** **US D614,227 S**
(45) **Date of Patent:** **** Apr. 20, 2010**

(54) **SPECTACLES**

(75) Inventor: **Christina Muthsam**, Munich (DE)

(73) Assignee: **IC! Berlin Brillen GmbH** (DE)

(**) Term: **14 Years**

(21) Appl. No.: **29/336,618**

(22) Filed: **May 6, 2009**

(30) **Foreign Application Priority Data**

Nov. 7, 2008 (DE) 40 2008 005 447

(51) **LOC (9) Cl.** **16-06**

(52) **U.S. Cl.** **D16/321; D16/335; D16/329**

(58) **Field of Classification Search** D16/101,
D16/300-342; D29/109-110; D24/110.2;
351/41, 44, 51-52, 62, 158, 92, 103-123,
351/140, 153, 45-46, 157; 2/426-432, 447-449,
2/441, 434-437, 13, 15; D21/483, 659-661
See application file for complete search history.

(56) **References Cited**

U.S. PATENT DOCUMENTS

D243,330 S * 2/1977 Pichler D16/329
D253,478 S * 11/1979 Canavan, III D16/329

D253,480 S * 11/1979 Johnsen D16/329
D275,492 S * 9/1984 Levoy D16/329
D280,106 S * 8/1985 Haas D16/315
D354,067 S * 1/1995 Luzlbauer D16/315
D397,712 S * 9/1998 Simioni D16/321

* cited by examiner

Primary Examiner—Raphael Barkai

(74) *Attorney, Agent, or Firm*—Grossman Tucker Perreault & Pflieger PLLC

(57) **CLAIM**

The ornamental design for the spectacles, as shown and described.

DESCRIPTION

FIG. 1 is a perspective view of the spectacles of the present invention;

FIG. 2 is a front view of the spectacles of FIG. 1;

FIG. 3 is a rear view of the spectacles of FIG. 1;


FIG. 4 is a left side view of the spectacles of FIG. 1;

FIG. 5 is a right side view of the spectacles of FIG. 1;

FIG. 6 is a bottom view of the spectacles of FIG. 1; and,

FIG. 7 is a top view of the spectacles of FIG. 1.

1 Claim, 5 Drawing Sheets






FIG. 1




FIG. 2

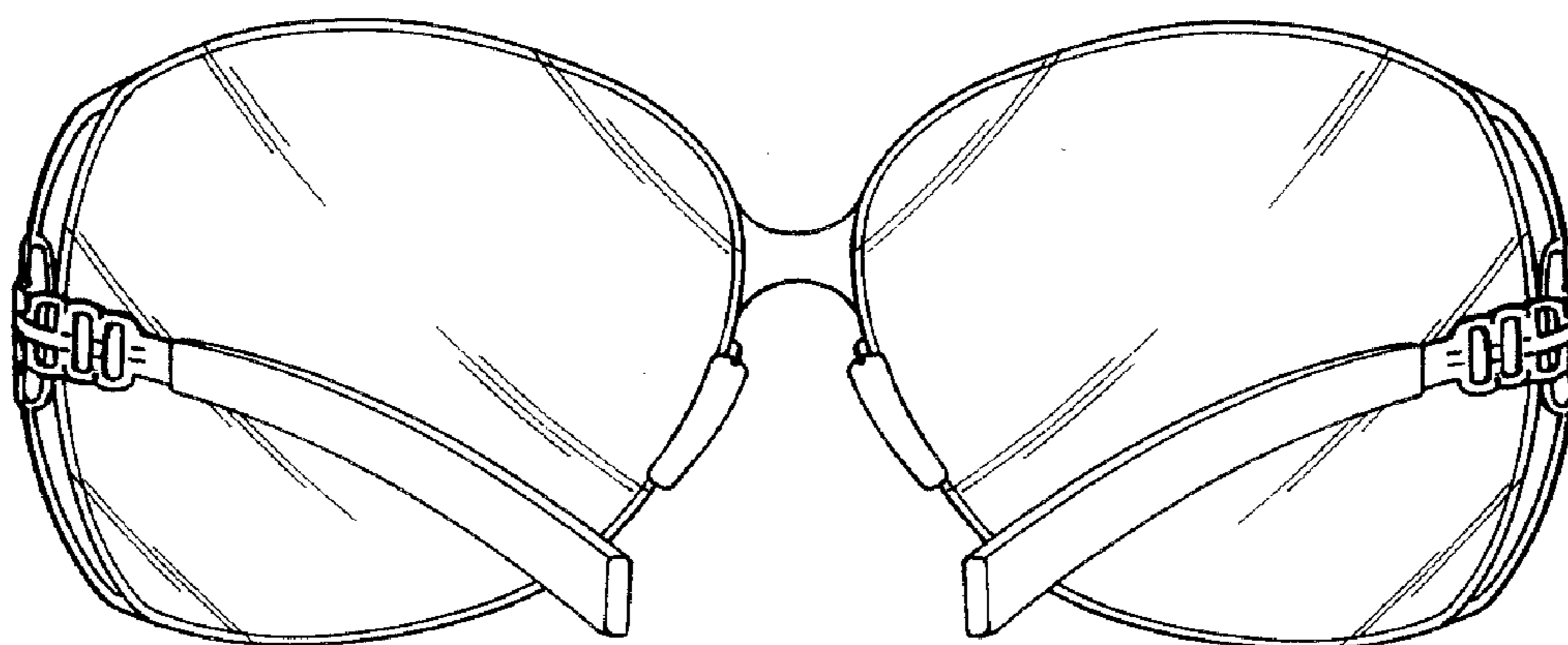


FIG. 3

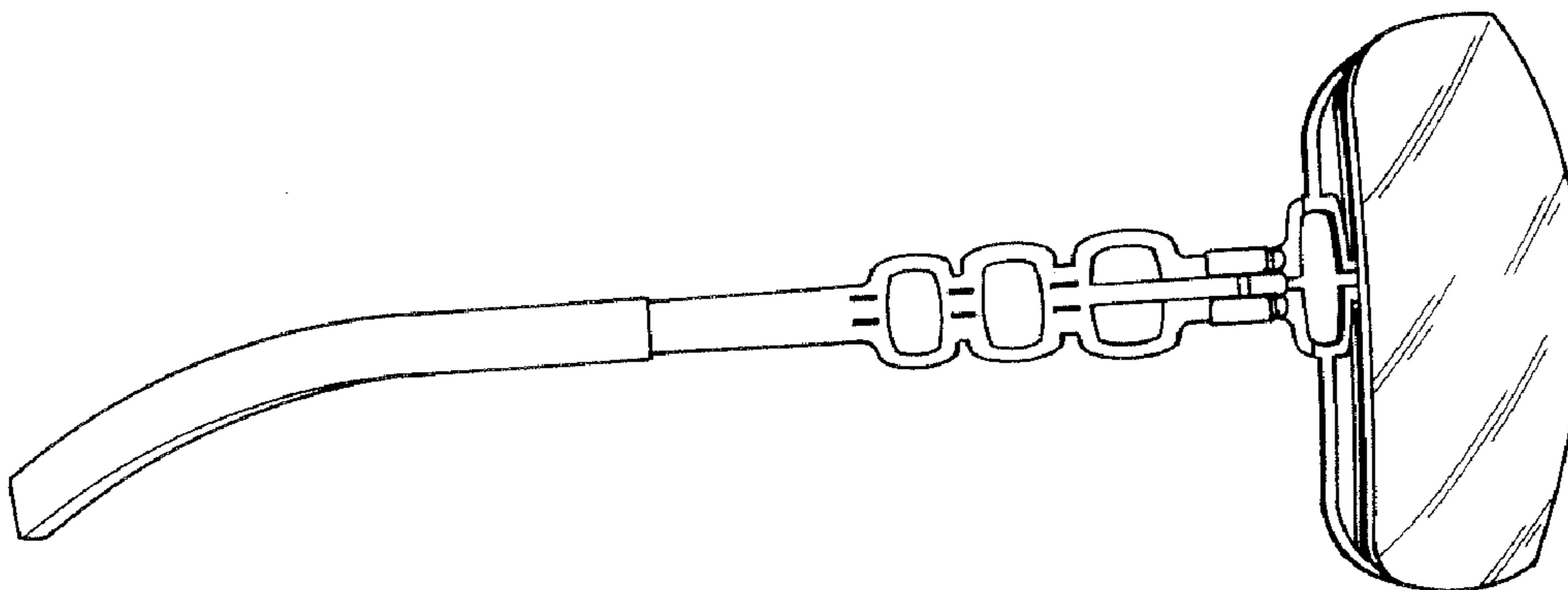


FIG. 4

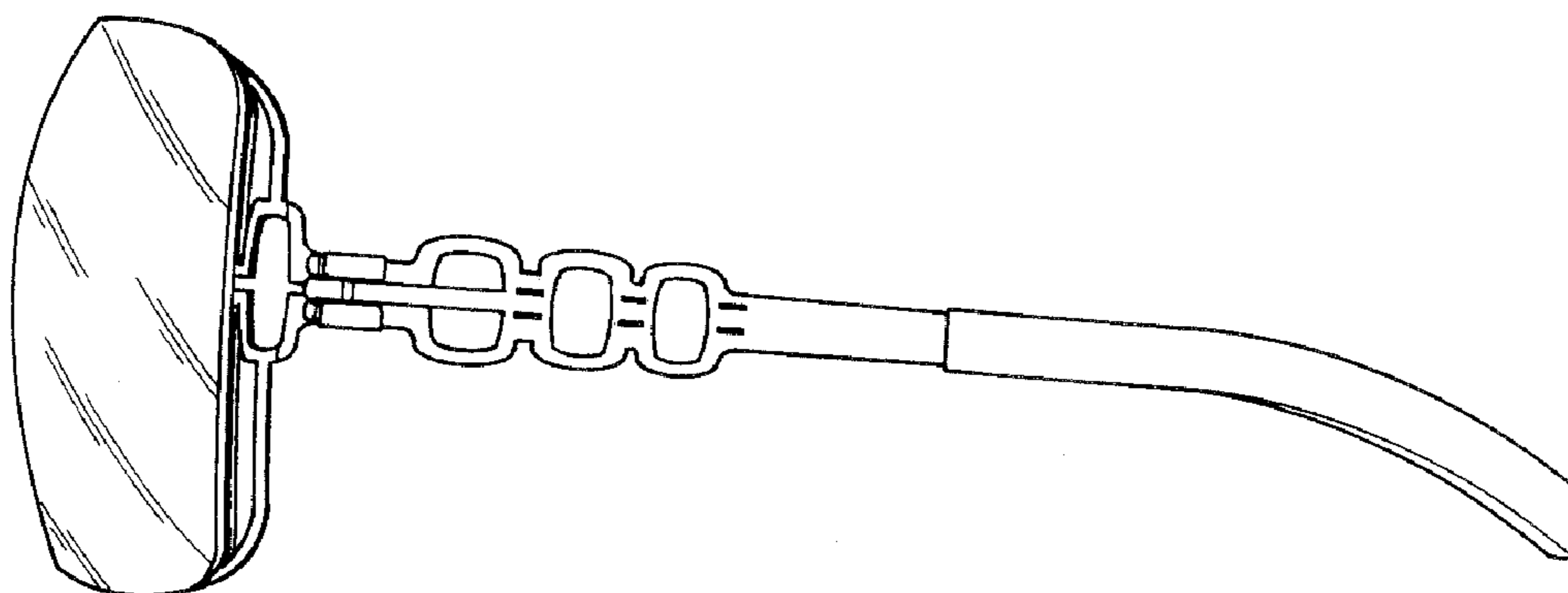


FIG. 5

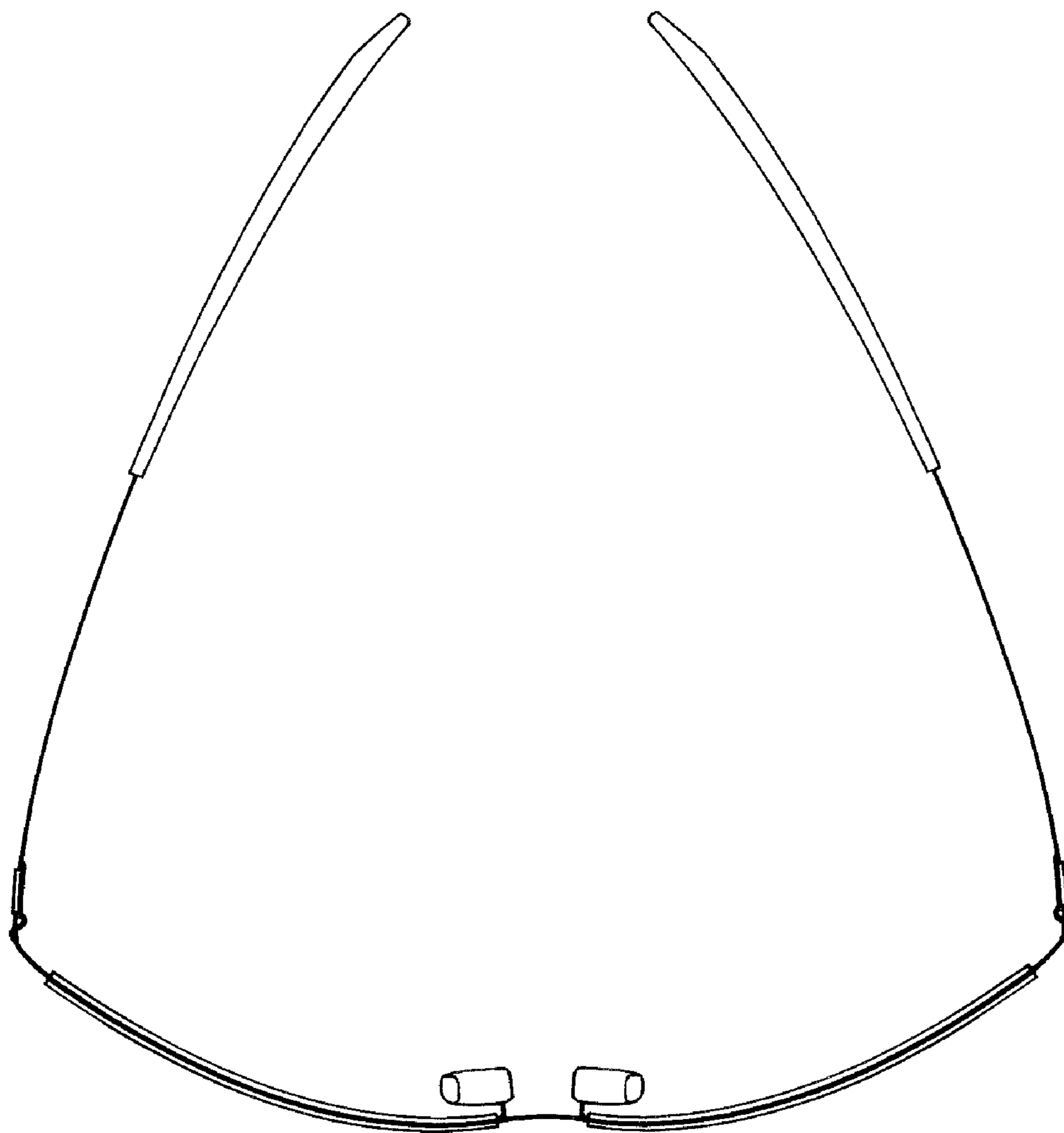


FIG. 6

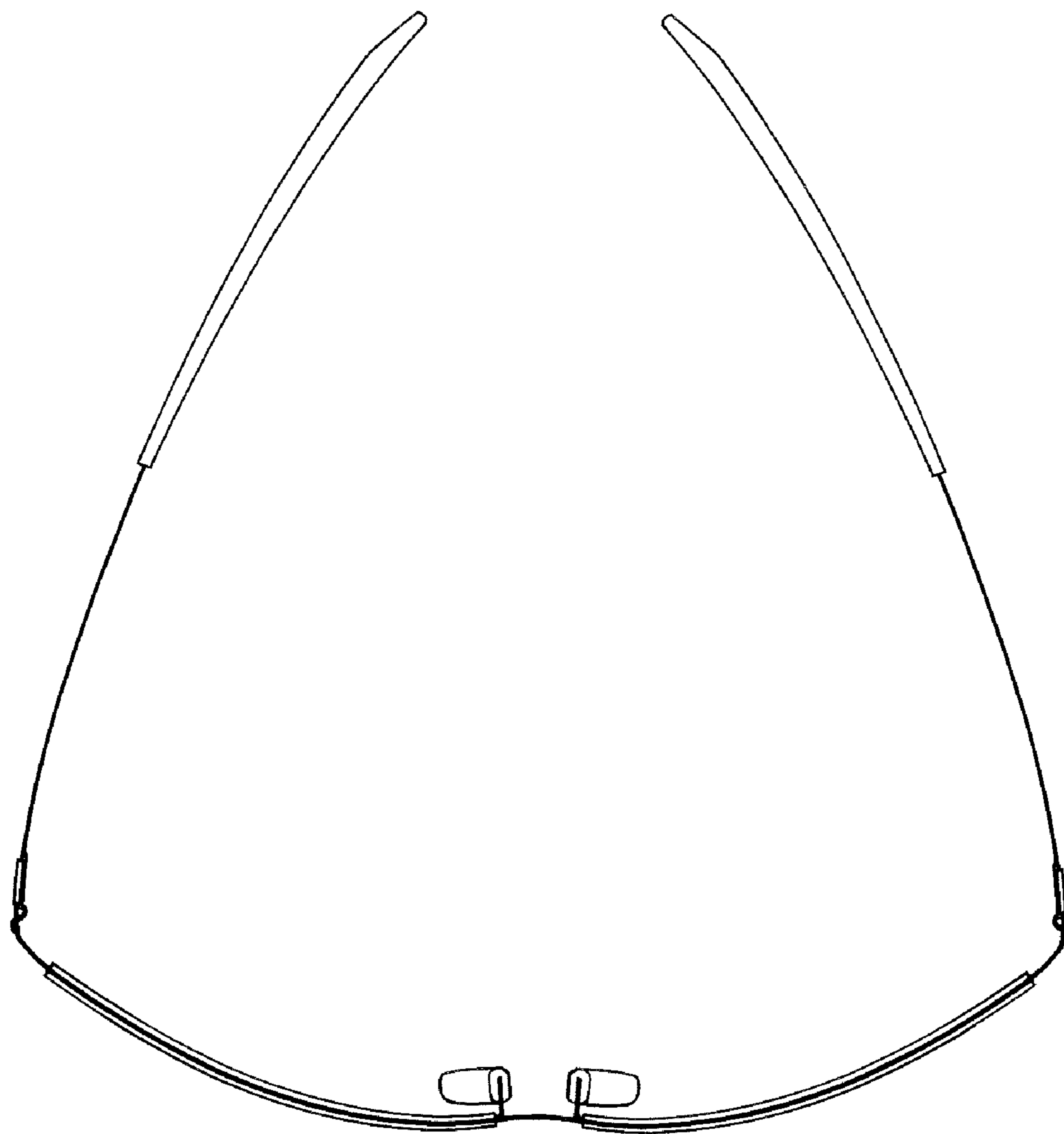


FIG. 7