



US00D614203S

(12) **United States Design Patent**
Distler

(10) **Patent No.:** **US D614,203 S**

(45) **Date of Patent:** **** Apr. 20, 2010**

(54) **VACUUM PUMP**

(75) Inventor: **Lukas Distler**, Moerfelden-Walldorf
(DE)

(73) Assignee: **Kessel Marketing & Vertriebs GmbH**,
Moerfelden-Walldorf (DE)

(**) Term: **14 Years**

(21) Appl. No.: **29/291,535**

(22) Filed: **Sep. 4, 2007**

(30) **Foreign Application Priority Data**

Mar. 1, 2007 (EP) 000689989-0002

(51) **LOC (9) Cl.** **15-02**

(52) **U.S. Cl.** **D15/7**

(58) **Field of Classification Search** D15/7-9;
D23/231, 232, 225; 417/410.1, 359, 415-416,
417/234, 321, 265, 405; D24/143
See application file for complete search history.

(56) **References Cited**

U.S. PATENT DOCUMENTS

D356,800 S * 3/1995 Chen D15/9
D401,943 S * 12/1998 Prosper et al. D15/7

D482,699 S * 11/2003 Graf et al. D15/7
D498,768 S * 11/2004 Romandy et al. D15/9
D499,425 S * 12/2004 Pirzada D15/7
D516,090 S * 2/2006 Gist et al. D15/9
D565,600 S * 4/2008 Tazioli D15/7

* cited by examiner

Primary Examiner—Ralf Seifert

(74) *Attorney, Agent, or Firm*—Butzel Long

(57) **CLAIM**

I claim the ornamental design for a vacuum pump, as shown and described.

DESCRIPTION

FIG. 1 is a front elevational view of the vacuum pump showing my design;

FIG. 2 is a rear elevational view thereof;

FIG. 3 is a left side elevational view thereof;


FIG. 4 is a right side elevational view thereof;

FIG. 5 is a top view thereof; and,

FIG. 6 is a bottom view thereof.

The areas that include the + and – sign and small circle shown in FIGS. 1 and 5 are slightly recessed from the overall surface.

1 Claim, 3 Drawing Sheets






FIG - 1




FIG - 2


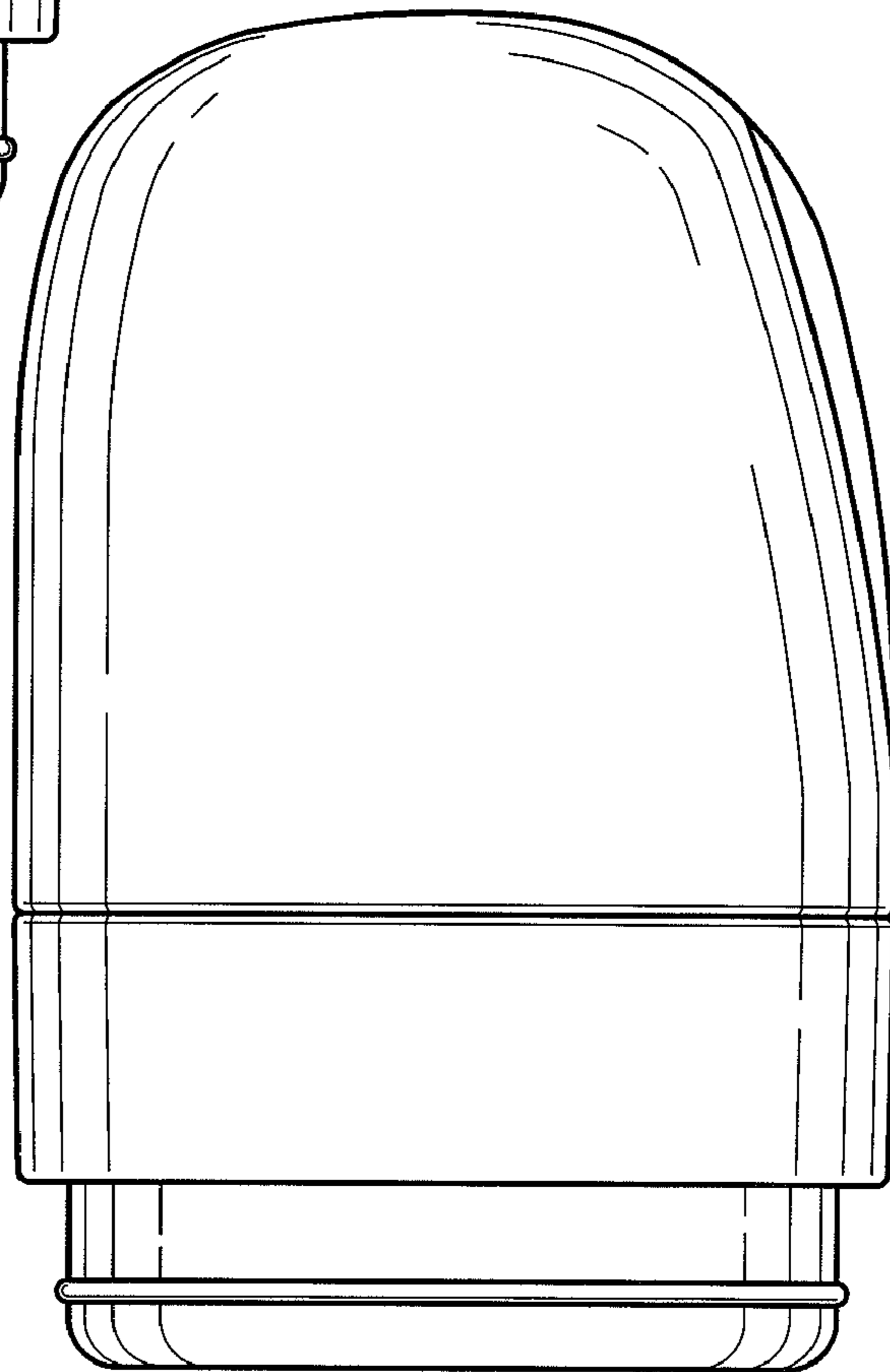


FIG - 4

FIG - 3



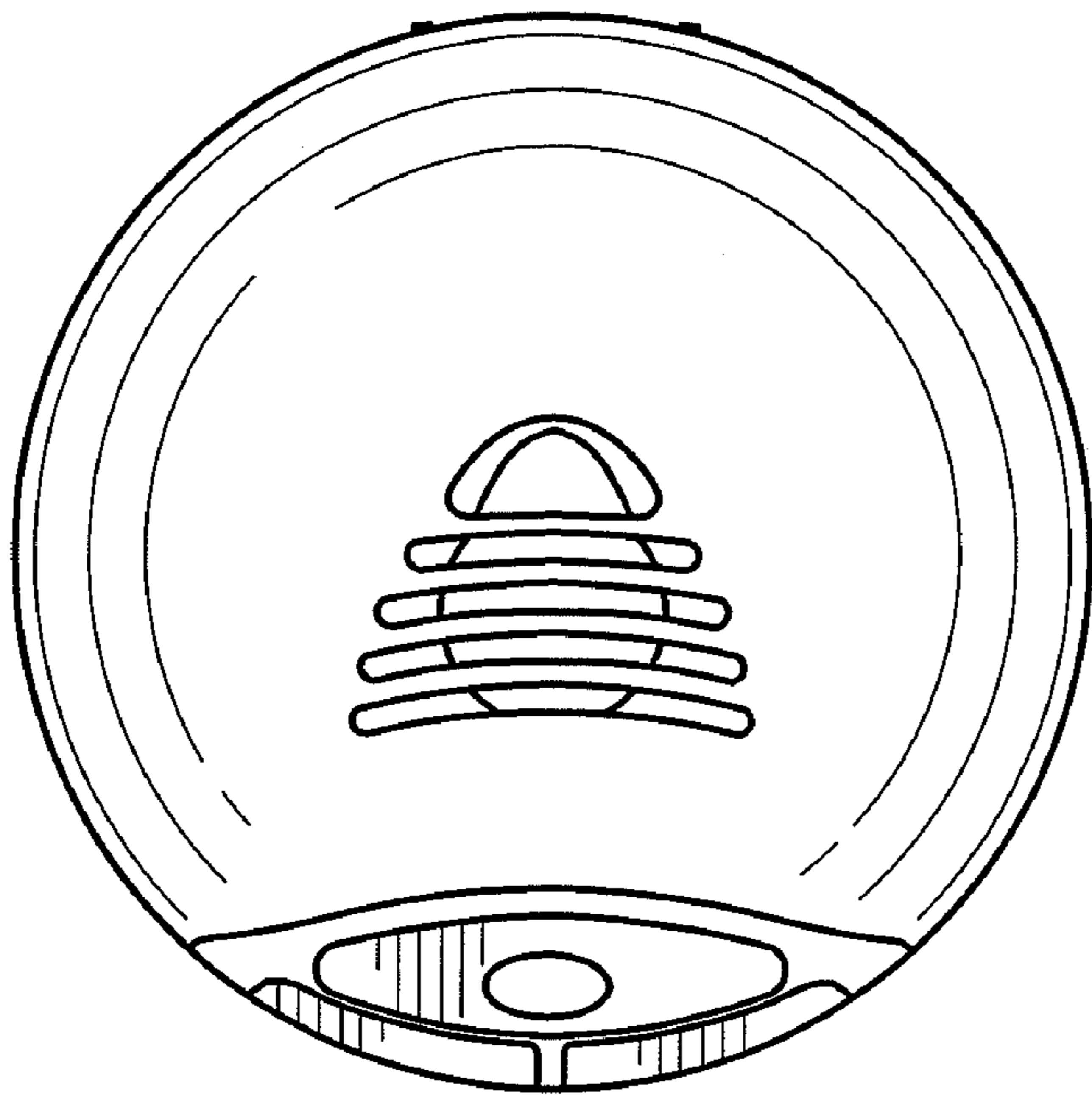


FIG - 5

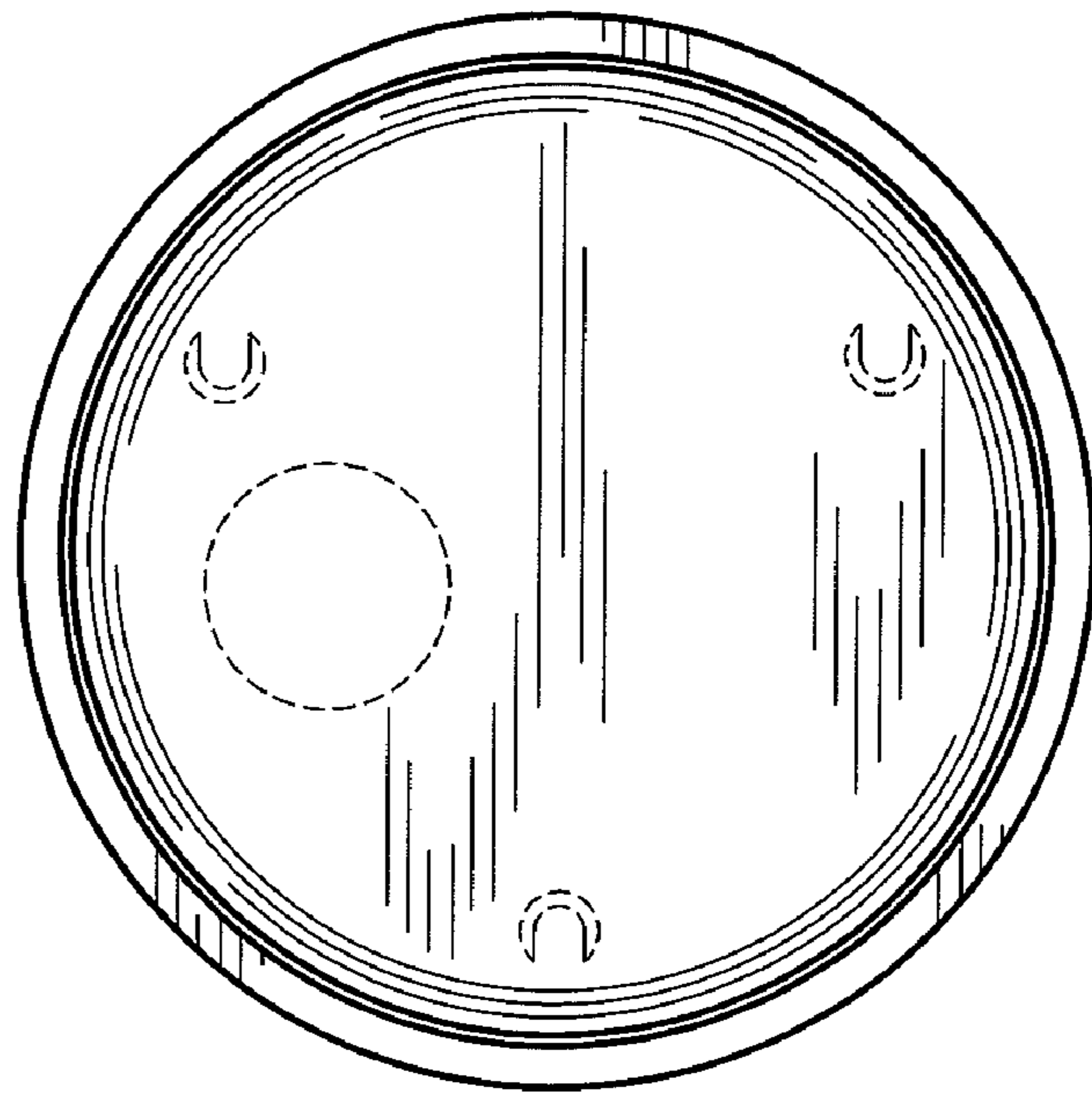


FIG - 6