



US00D614197S

(12) **United States Design Patent**
Casagrande

(10) **Patent No.:** **US D614,197 S**

(45) **Date of Patent:** **** Apr. 20, 2010**

(54) **DISPLAY SCREEN WITH PROGRESS BAR FOR RECORDED VIDEO**

6,760,017 B1 * 7/2004 Banerjee et al. 345/179
D499,740 S * 12/2004 Ombao et al. D14/487

(Continued)

(75) Inventor: **Steven M Casagrande**, Castle Rock, CO (US)

Primary Examiner—Cathron C Brooks

Assistant Examiner—Deanna Fluegeman

(73) Assignee: **EchoStar Technologies, L.L.C.**, Englewood, CO (US)

(74) *Attorney, Agent, or Firm*—Max S. Gratton

(**) Term: **14 Years**

(57) **CLAIM**

(21) Appl. No.: **29/332,812**

The ornamental design for a display screen with progress bar for recorded video, as shown and described.

(22) Filed: **Feb. 26, 2009**

DESCRIPTION

Related U.S. Application Data

FIG. 1 is a front view of a display screen with progress bar for recorded video showing my new design;

(62) Division of application No. 29/299,449, filed on Dec. 27, 2007, now Pat. No. Des. 589,972.

FIG. 2 is a front view of another embodiment of a display screen with progress bar for recorded video showing my new design;

(51) **LOC (9) Cl.** **32-00**

(52) **U.S. Cl.** **D14/487**

(58) **Field of Classification Search** D14/485–495;
715/700–705, 716, 727, 730, 748, 750, 751,
715/760–762, 764, 775–781, 786, 787, 808–810,
715/832–846, 863–867, 973–977
See application file for complete search history.

FIG. 3 is a front view of another embodiment of a display screen with progress bar for recorded video showing my new design;

FIG. 4 is a front view of another embodiment of a display screen with progress bar for recorded video showing my new design;

(56) **References Cited**

U.S. PATENT DOCUMENTS

- 5,682,488 A * 10/1997 Gleason et al. 715/833
- D390,839 S * 2/1998 Yamamoto et al. D14/494
- D392,269 S * 3/1998 Mason et al. D14/491
- 6,055,495 A * 4/2000 Tucker et al. 704/210
- D424,543 S * 5/2000 Hodgson D14/487
- D426,208 S * 6/2000 Hodgson D14/487
- D426,209 S * 6/2000 Hodgson D14/487
- 6,335,730 B1 * 1/2002 Gould 715/784
- D454,574 S * 3/2002 Wasko et al. D14/487
- 6,452,615 B1 * 9/2002 Chiu et al. 715/776
- D470,153 S * 2/2003 Billmaier et al. D14/486
- 6,677,967 B2 * 1/2004 Sawano et al. 715/839

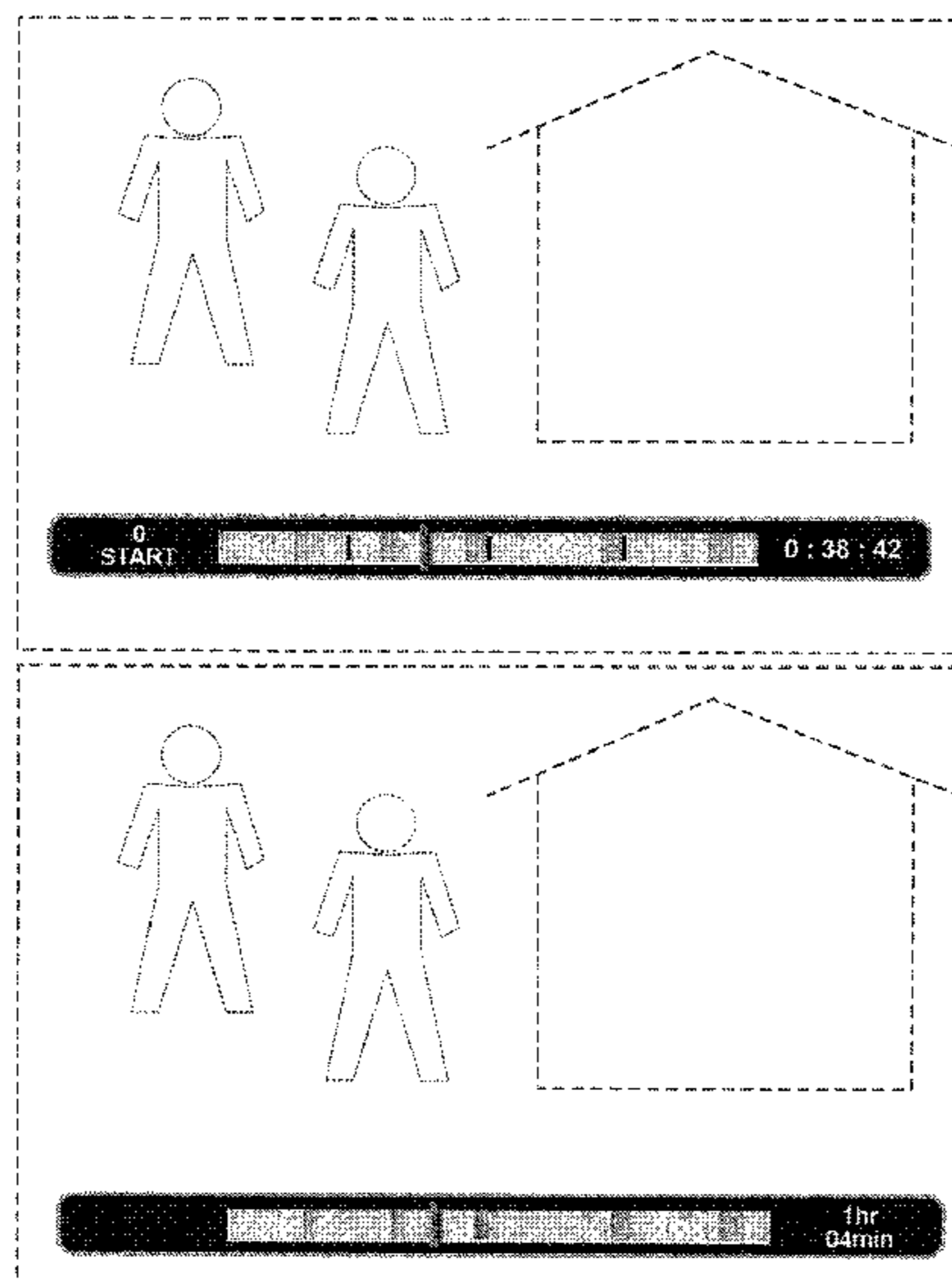
FIG. 5 is a front view of another embodiment of a display screen with progress bar for recorded video showing my new design;

FIG. 6 is a front view of another embodiment of a display screen with progress bar for recorded video showing my new design; and,

FIG. 7 is a front view of another embodiment of a display screen with progress bar for recorded video showing my new design.

The broken line showing of the display screen is included for the purpose of illustrating unclaimed environment and forms no part of the claimed design.

1 Claim, 4 Drawing Sheets



US D614,197 S

Page 2

U.S. PATENT DOCUMENTS

7,032,179	B2 *	4/2006	Mack et al.	715/762	7,319,761	B2 *	1/2008	Bianchi et al.	381/56
D521,521	S *	5/2006	Jewitt et al.	D14/487	D596,646	S *	7/2009	Wani	D14/488
7,187,884	B2 *	3/2007	Bardolatzy et al.	399/81	D604,308	S *	11/2009	Takano	D14/486
D539,809	S *	4/2007	Totten et al.	D14/487	2006/0059426	A1 *	3/2006	Ogikubo	715/723
D554,140	S *	10/2007	Armendariz	D14/487	2006/0143567	A1 *	6/2006	Chiu et al.	715/720
D558,220	S *	12/2007	Maitlen et al.	D14/487	2006/0288392	A1 *	12/2006	Fleming	725/94

* cited by examiner

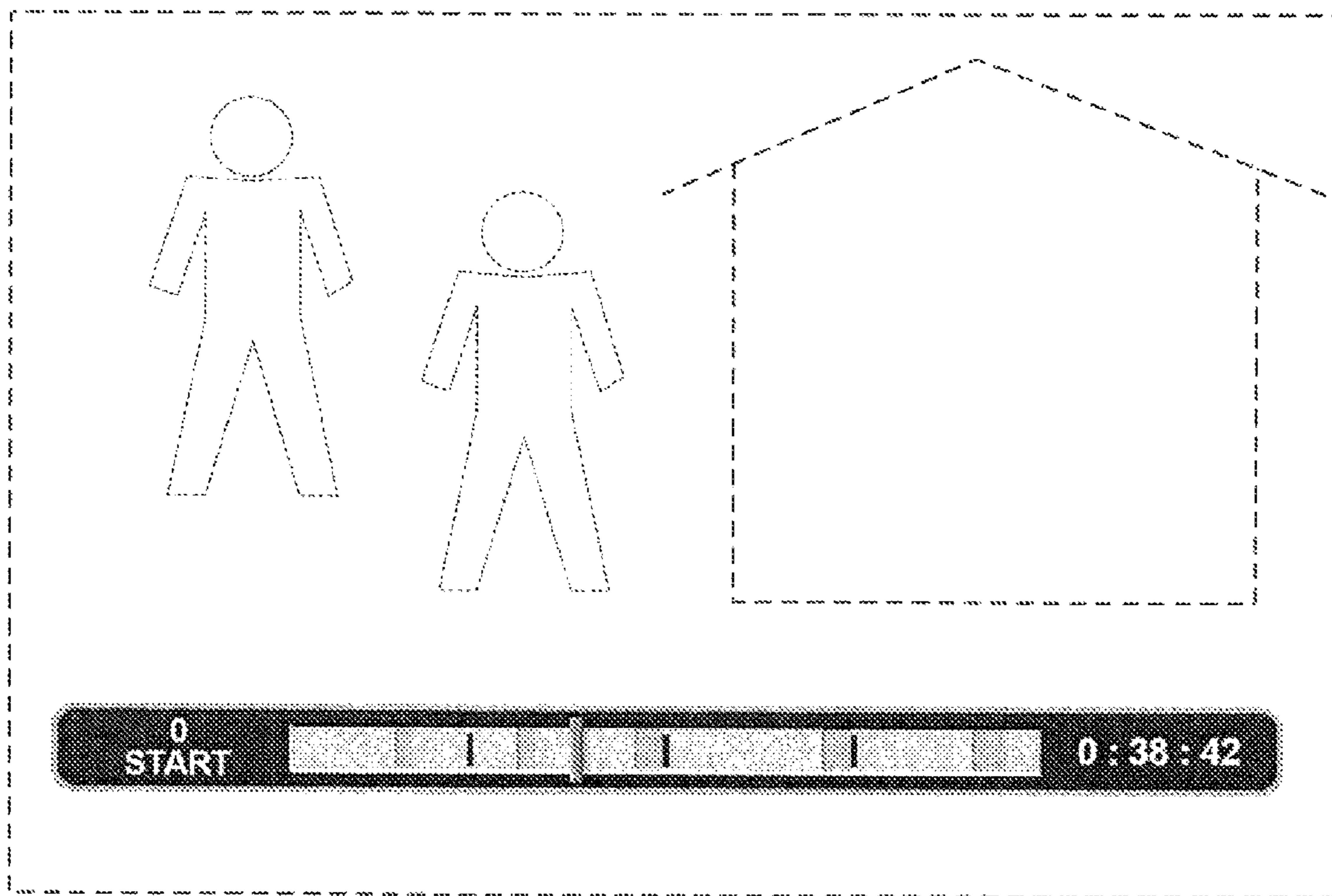


FIG. 1

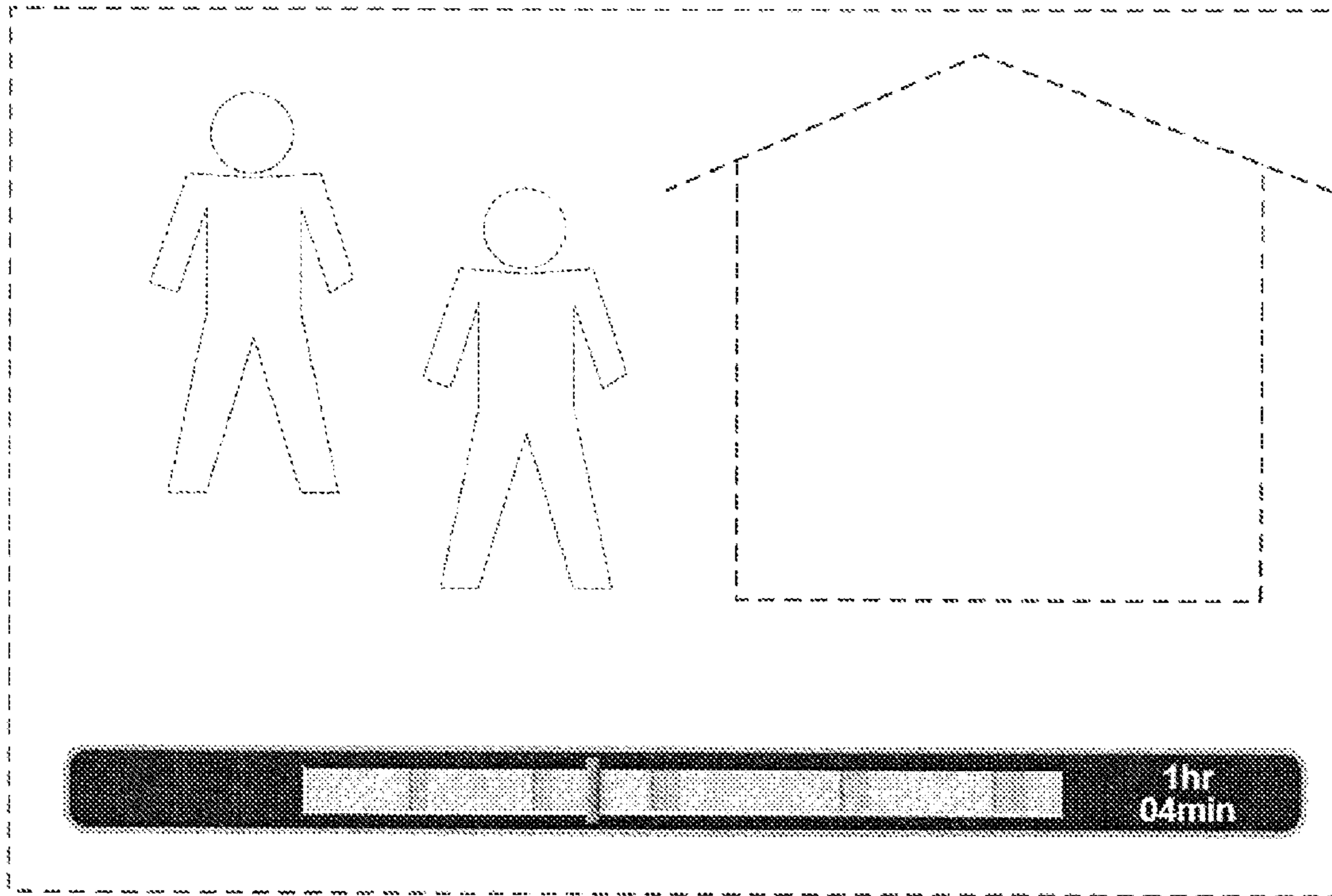


FIG. 2

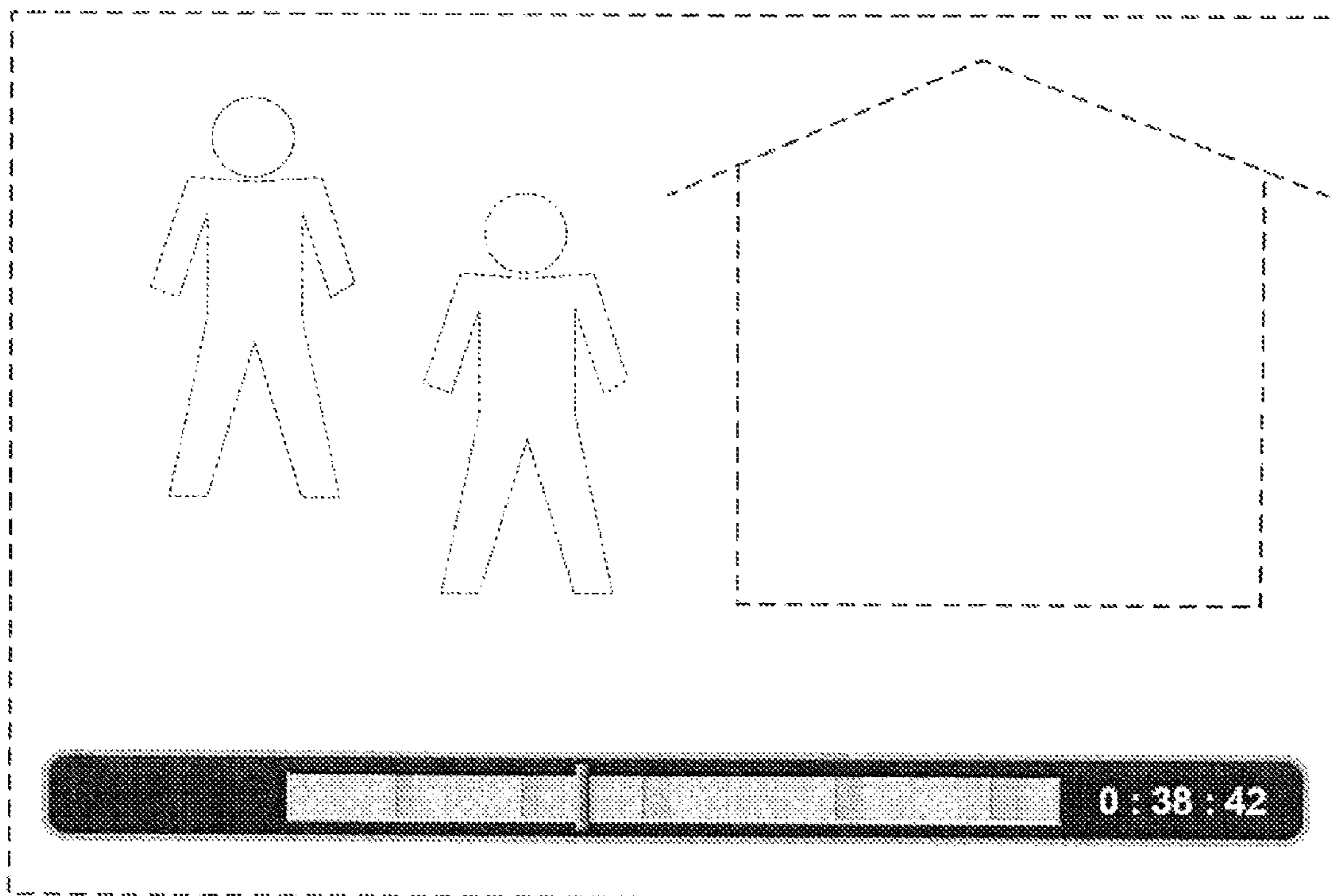


FIG. 3




FIG. 4

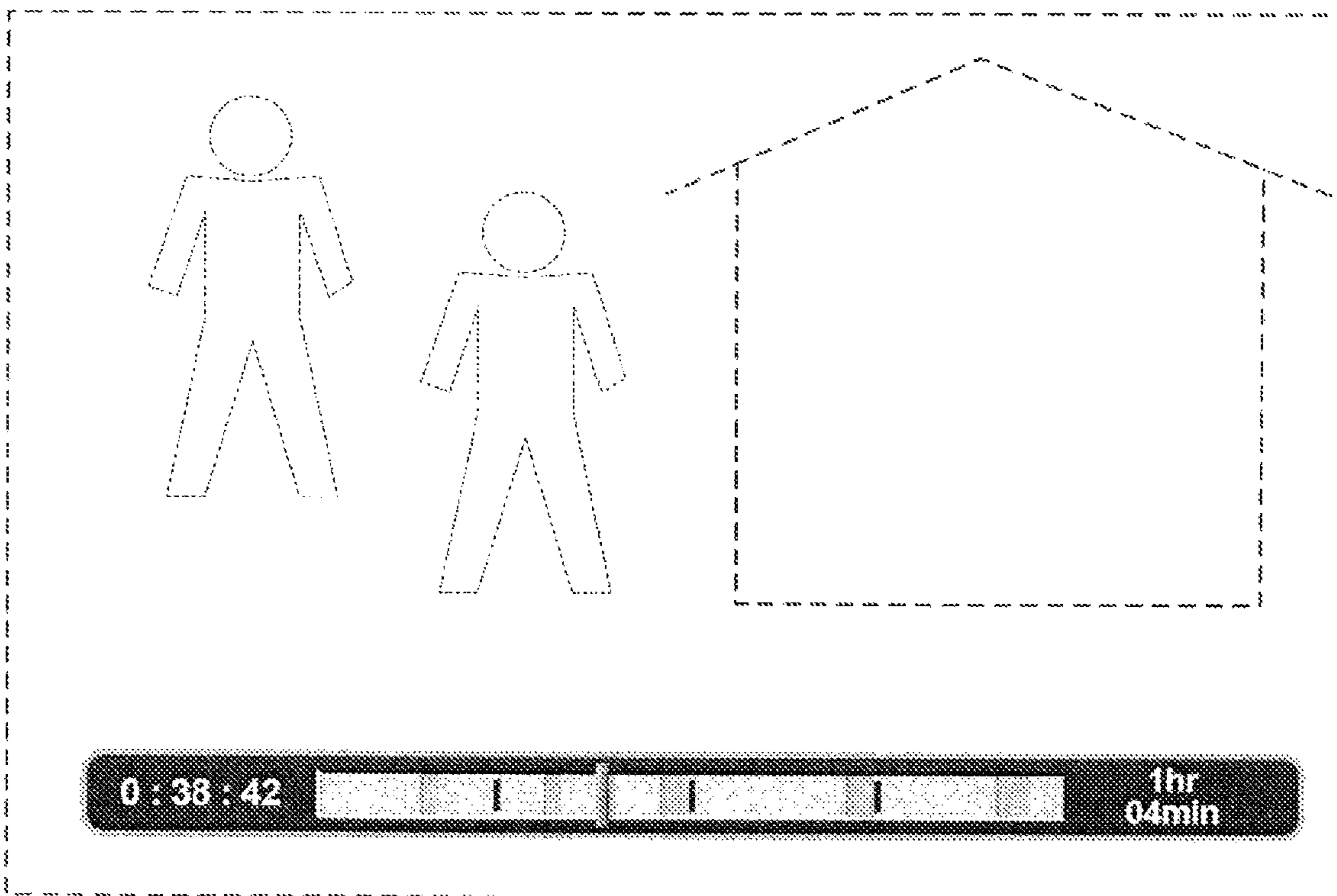


FIG. 5

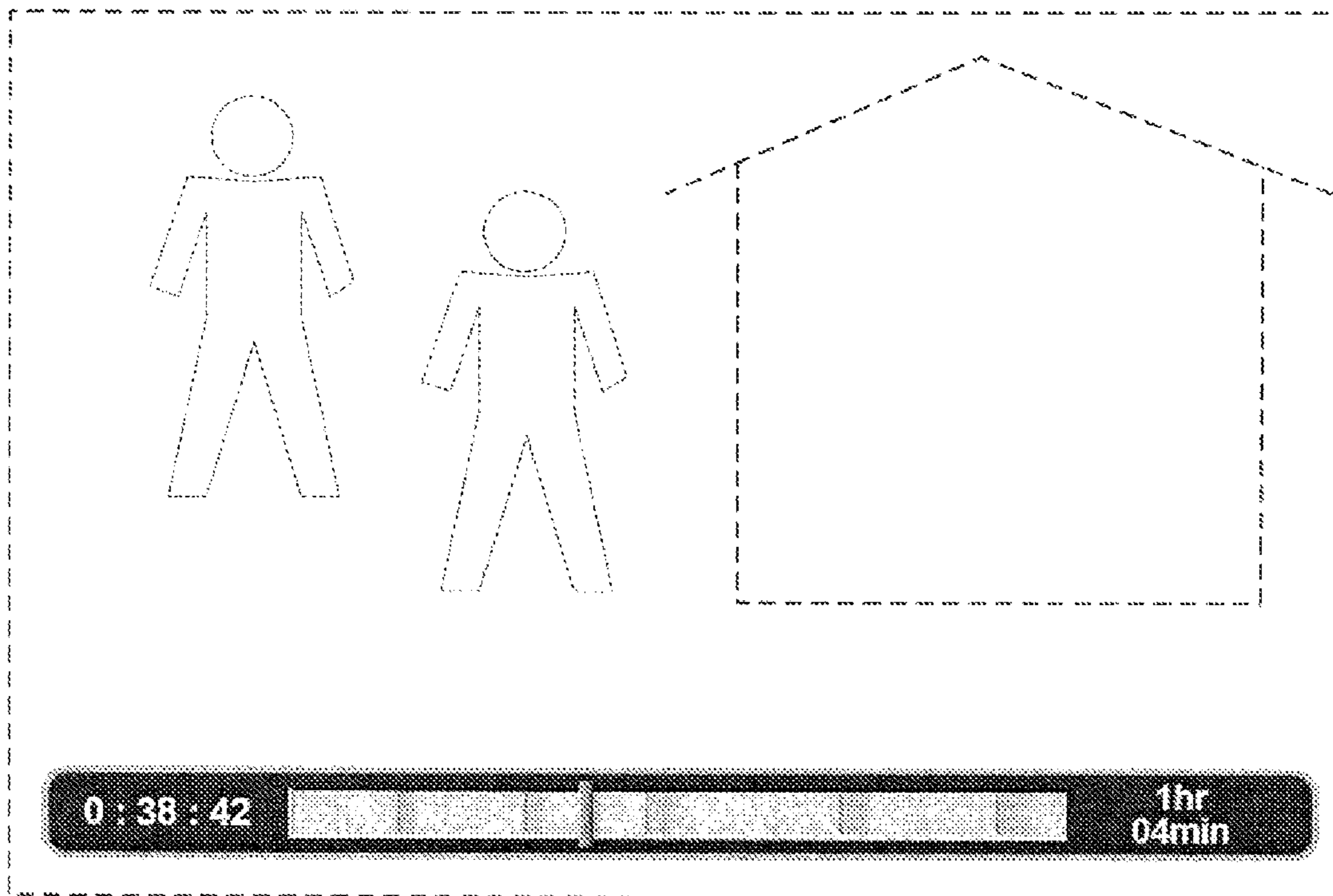


FIG. 6

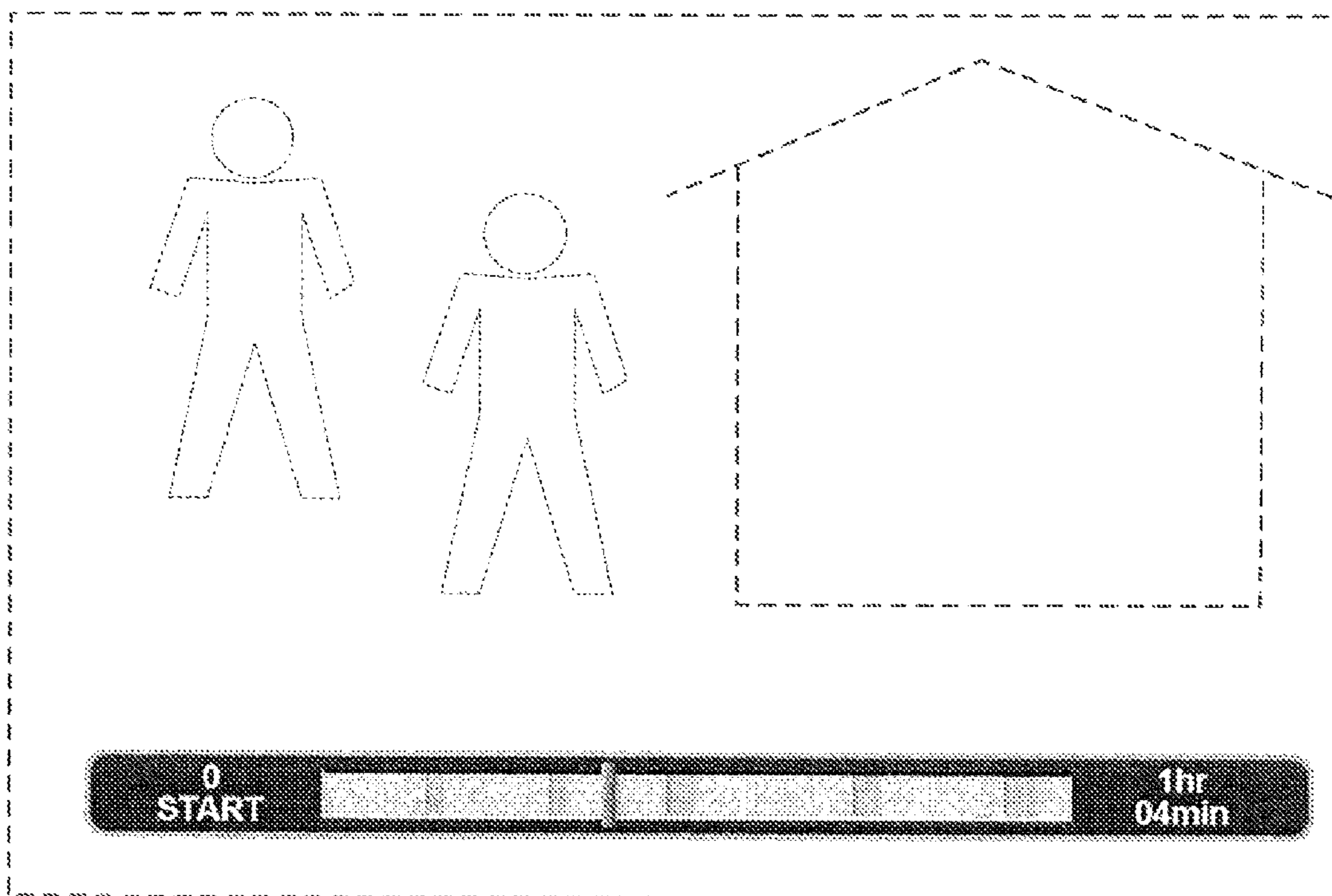


FIG. 7