



US00D614186S

(12) **United States Design Patent**
Wong et al.

(10) **Patent No.:** **US D614,186 S**
(45) **Date of Patent:** **** Apr. 20, 2010**

(54) **KEYBOARD**

(75) Inventors: **Kwok Fong Wong**, New Territories (CN); **Pui Yi Ching**, New Territories (CN)

(73) Assignee: **Shining Union Limited**, Tsuen Wan, New Territories, Hong Kong (CN)

(**) Term: **14 Years**

(21) Appl. No.: **29/315,172**

(22) Filed: **Jun. 1, 2009**

(30) **Foreign Application Priority Data**

Apr. 7, 2009 (HK) 0900562

(51) **LOC (9) Cl.** **14-02**

(52) **U.S. Cl.** **D14/392**

(58) **Field of Classification Search** D14/391-394, D14/396, 398, 399; D18/1, 2, 7; 200/5 A, 200/5 R, 6 A, 6 R; 235/145 A, 145 R; 345/160, 345/168; 341/22, 23; 400/484-486, 488, 400/489, 492; 178/17 A, 17 C

See application file for complete search history.

(56) **References Cited**

U.S. PATENT DOCUMENTS

D335,660 S * 5/1993 Busch D14/392

5,439,304 A * 8/1995 Phillips et al. 400/492
D471,196 S * 3/2003 Goto D14/392
D481,731 S * 11/2003 Goto D14/392
D482,362 S * 11/2003 Goto D14/392
D517,069 S * 3/2006 Chou D14/392
D521,513 S * 5/2006 Neal et al. D14/392

* cited by examiner

Primary Examiner—Freda S Nunn

(74) *Attorney, Agent, or Firm*—Alix, Yale & Ristas, LLP

(57) **CLAIM**

The ornamental design for a keyboard, as shown and described.

DESCRIPTION

FIG. 1 is a perspective view of a keyboard showing our new design;

FIG. 2 is a front view thereof;

FIG. 3 is a rear view thereof;


FIG. 4 is a left side view thereof;

FIG. 5 is a right side view thereof;

FIG. 6 is a top plan view thereof; and,

FIG. 7 is a bottom plan view thereof.

1 Claim, 7 Drawing Sheets



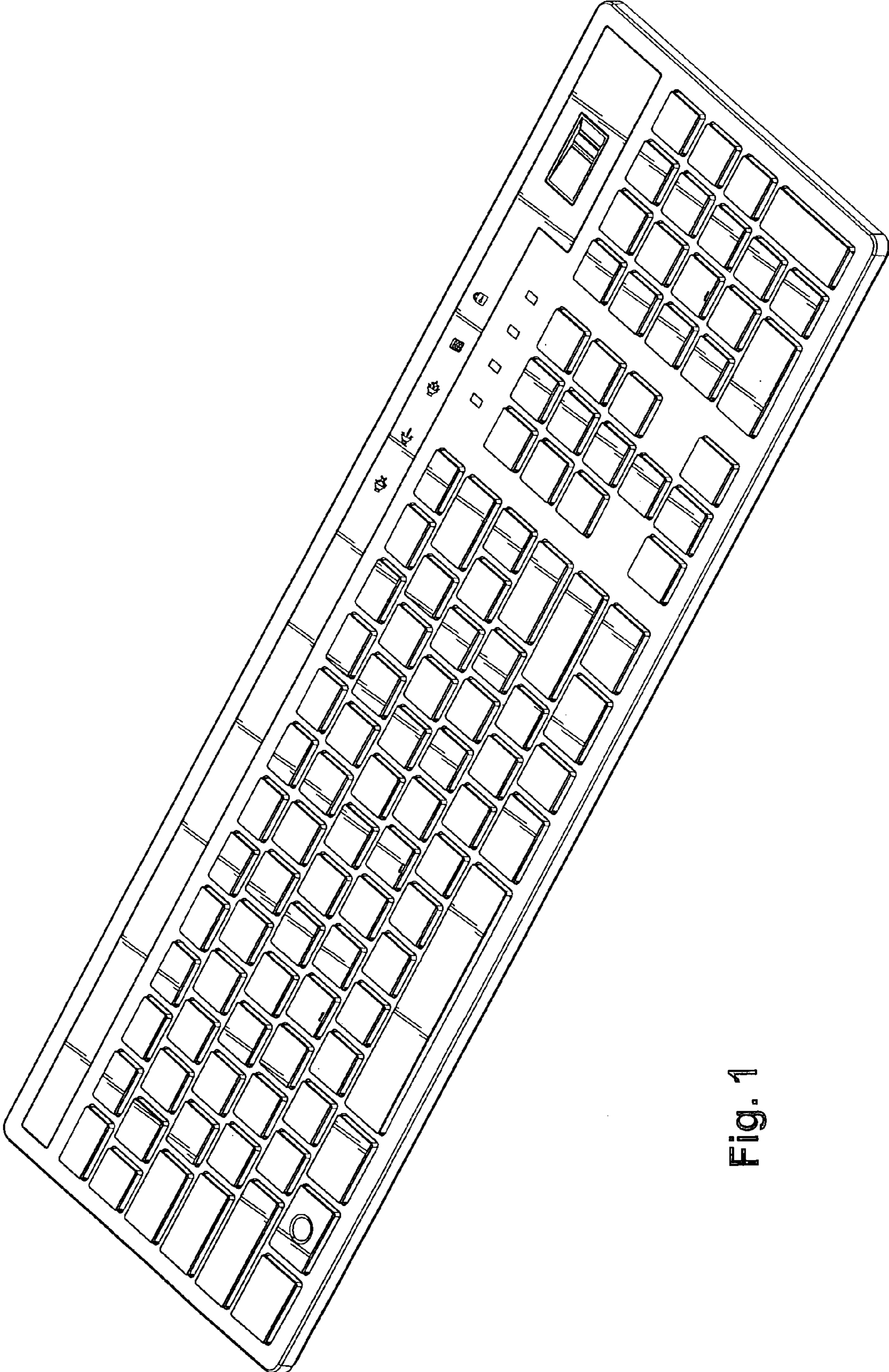


Fig. 1

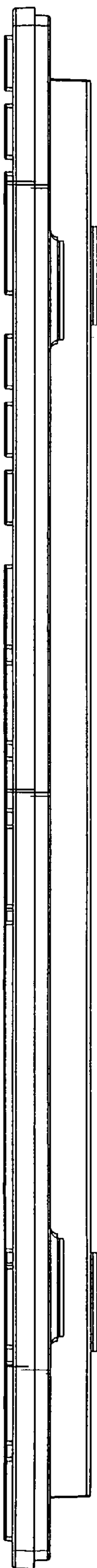


Fig. 2

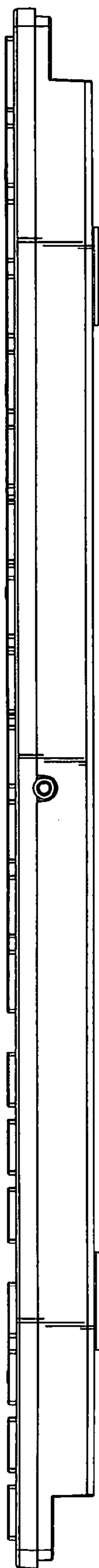


Fig. 3

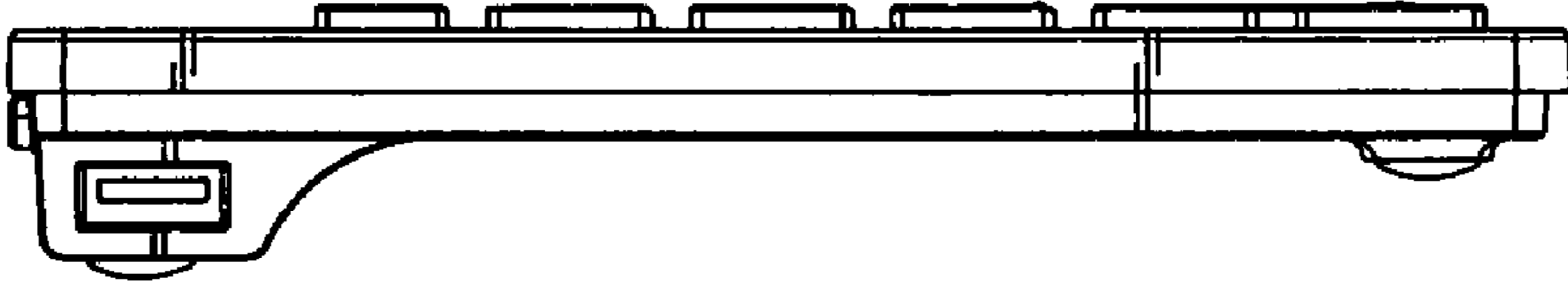


Fig. 4

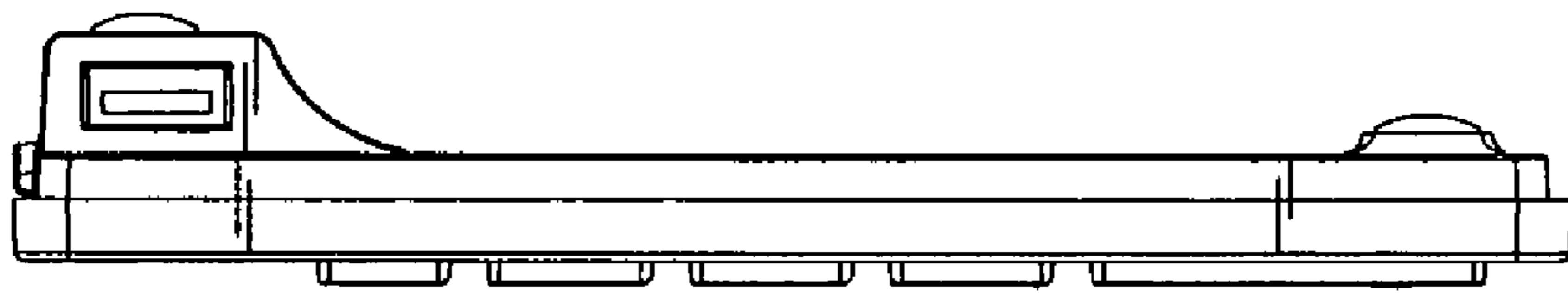


Fig. 5

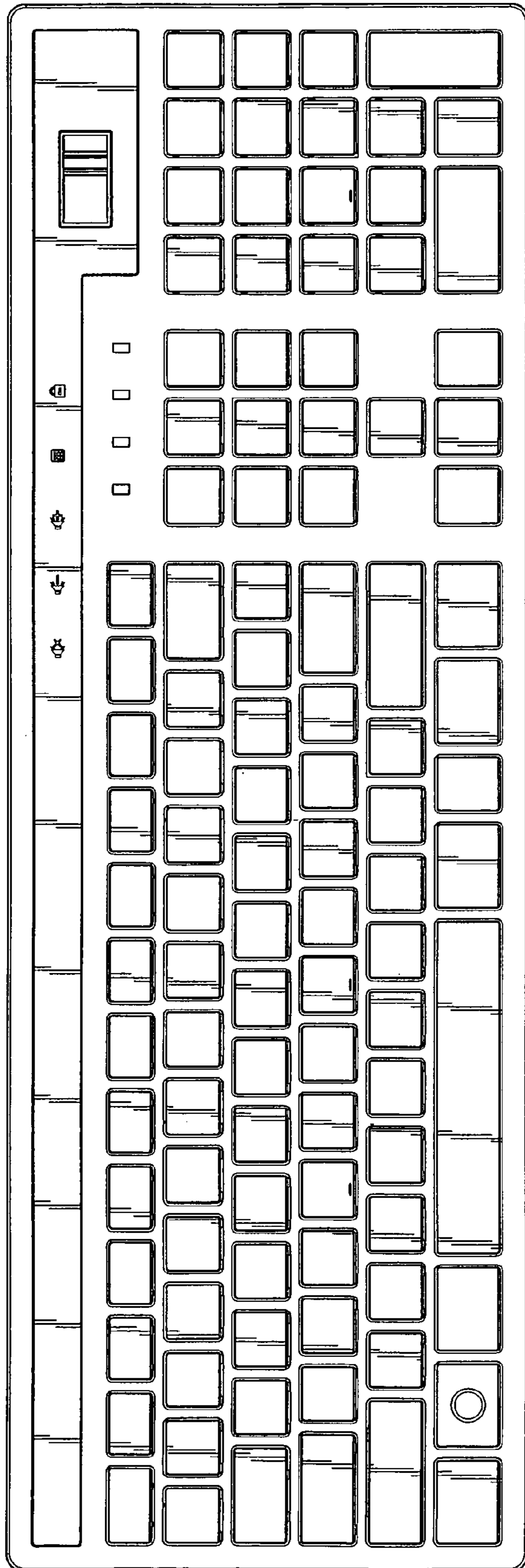


Fig. 6

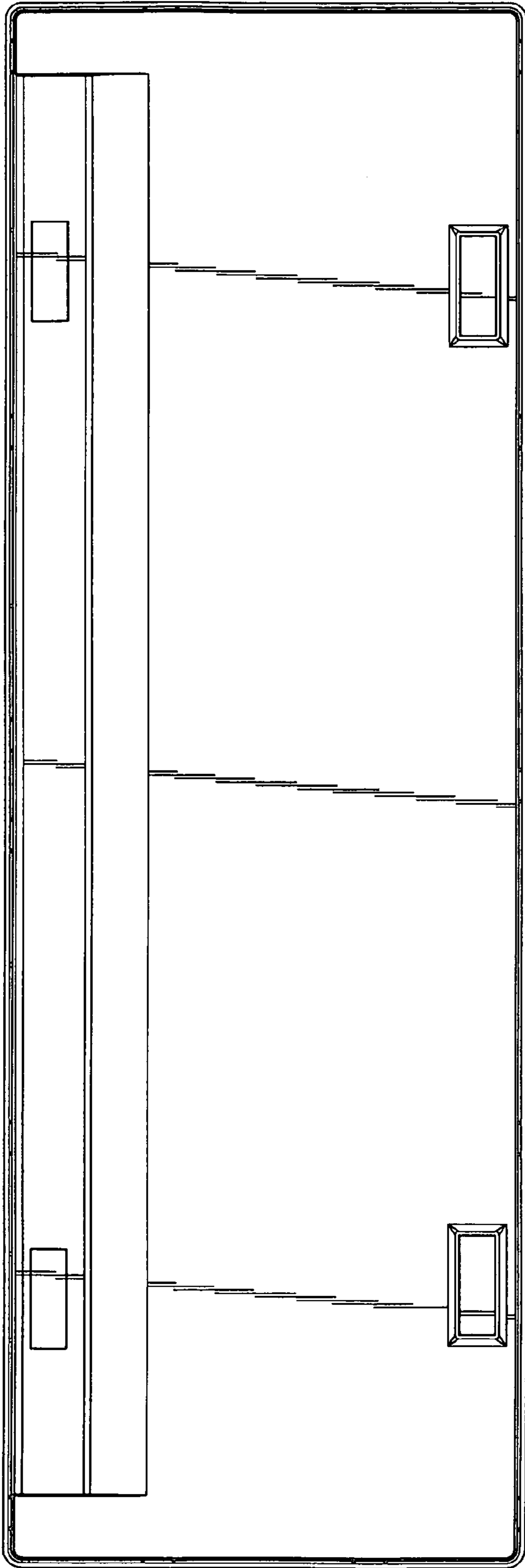


Fig. 7