



US00D614180S

(12) **United States Design Patent**
Gou

(10) **Patent No.:** **US D614,180 S**
(45) **Date of Patent:** **** Apr. 20, 2010**

(54) **NETBOOK COMPUTER**

(75) Inventor: **Tai Chiang Gou**, Tu-Cheng (TW)

(73) Assignee: **Cheng Uei Precision Industry Co., Ltd.**, Taipei Hsien (TW)

(**) Term: **14 Years**

(21) Appl. No.: **29/311,736**

(22) Filed: **Jun. 9, 2009**

(51) **LOC (9) Cl.** **14-02**

(52) **U.S. Cl.** **D14/318**

(58) **Field of Classification Search** D14/315–323,
D14/341–346; D19/26, 59, 60; 361/679.06–679.09,
361/679.1, 679.12; 349/12; 345/156, 168,
345/169, 172, 173; 178/18.03; 434/307 R,
434/317, 308, 309

See application file for complete search history.

(56) **References Cited**

U.S. PATENT DOCUMENTS

6,067,224	A *	5/2000	Nobuchi	361/679.27
D444,464	S *	7/2001	Amano et al.	D14/322
D463,797	S *	10/2002	Andre et al.	D14/327
6,519,139	B2 *	2/2003	Kambayashi	361/679.09
D492,678	S *	7/2004	Kim et al.	D14/327
2005/0018396	A1 *	1/2005	Nakajima et al.	361/683

2005/0041378	A1 *	2/2005	Hamada et al.	361/680
2005/0270277	A1 *	12/2005	Park	345/173
2006/0034045	A1 *	2/2006	Wang	361/683

* cited by examiner

Primary Examiner—Freda S Nunn

(74) *Attorney, Agent, or Firm*—Rosenberg, Klein & Lee

(57) **CLAIM**

The ornamental design for a netbook computer, as shown and described.

DESCRIPTION

FIG. 1 is a perspective view of a netbook computer showing my new design;

FIG. 2 is a front elevational view thereof;

FIG. 3 is a rear elevational view thereof;

FIG. 4 is a left side elevational view thereof;

FIG. 5 is a right side elevational view thereof;


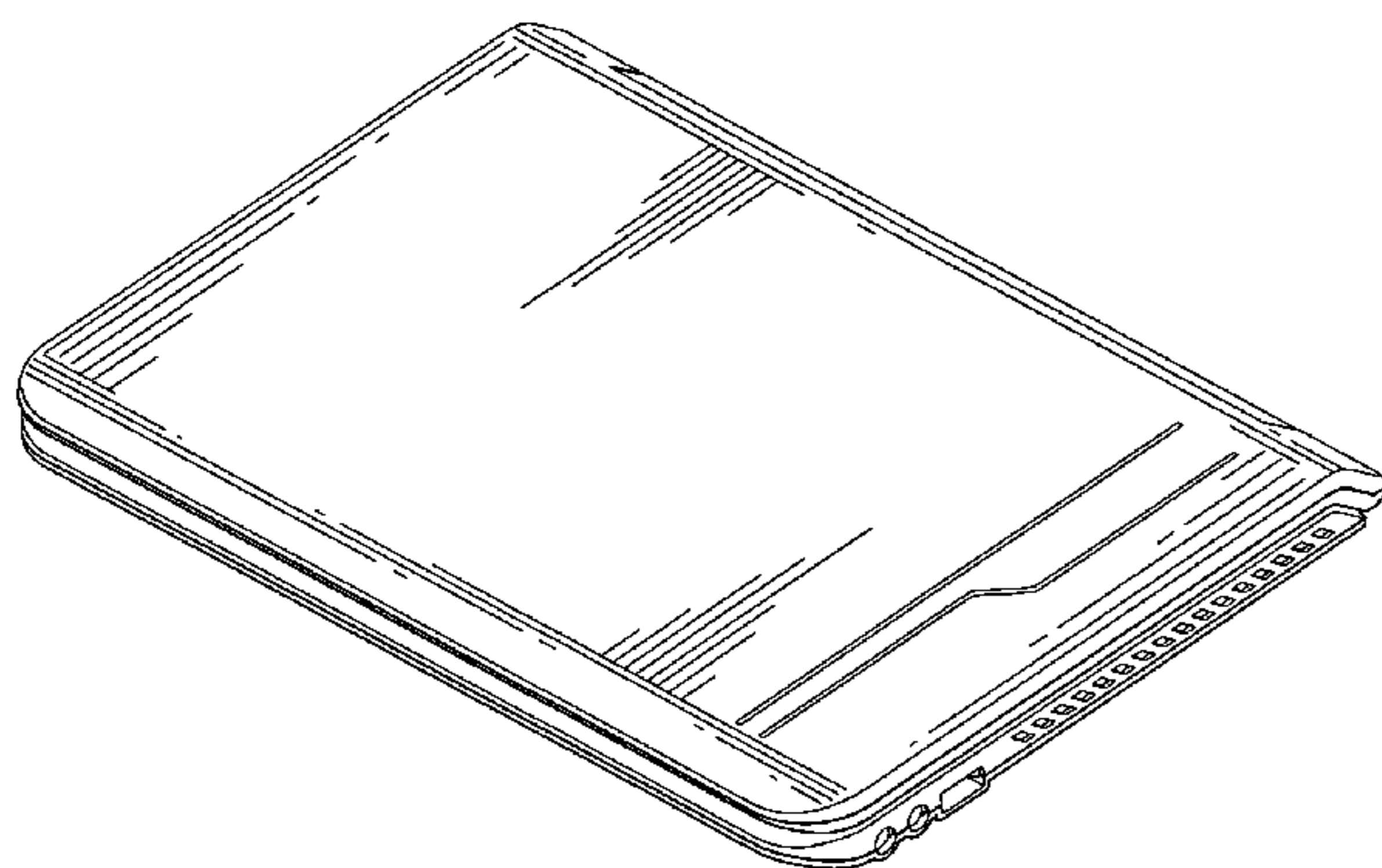
FIG. 6 is a top plan view thereof;

FIG. 7 is a bottom plan view thereof;

FIG. 8 is another perspective view of the netbook computer showing our new design; and,

FIG. 9 is a perspective view showing the netbook computer in a using status.

1 Claim, 9 Drawing Sheets



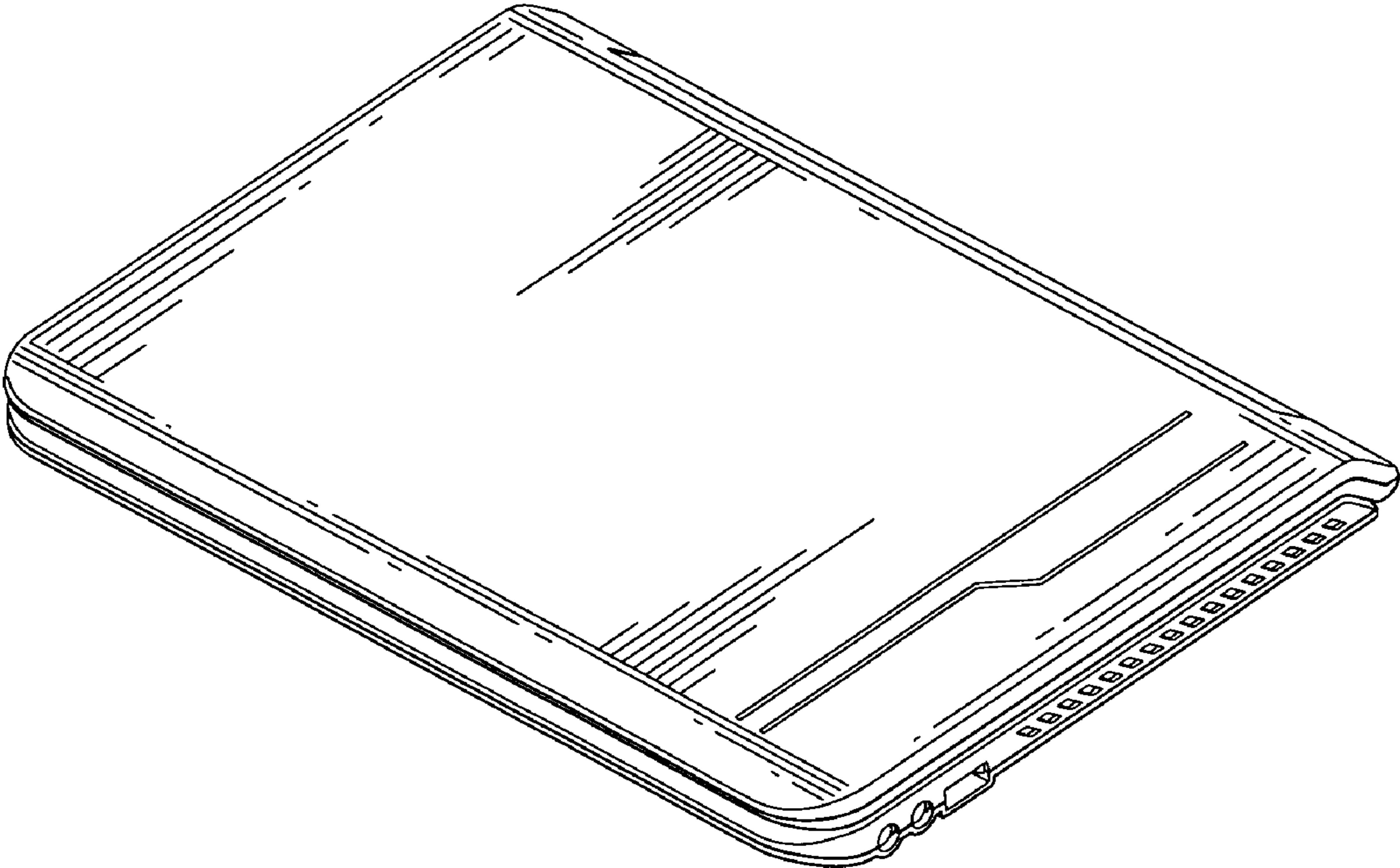


FIG. 1




FIG. 2

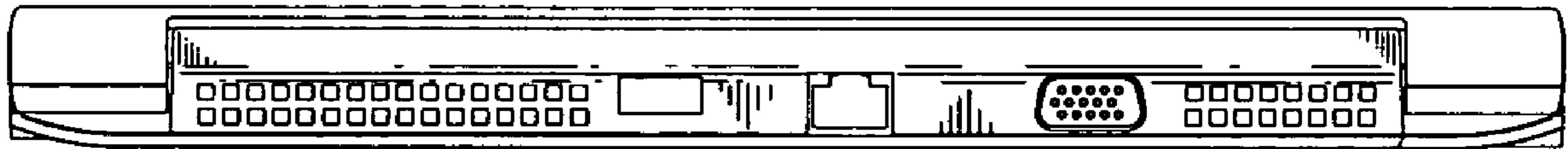


FIG. 3

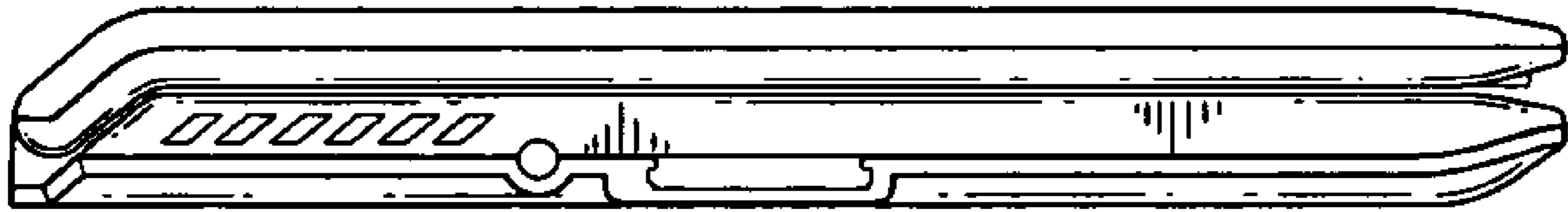


FIG. 4

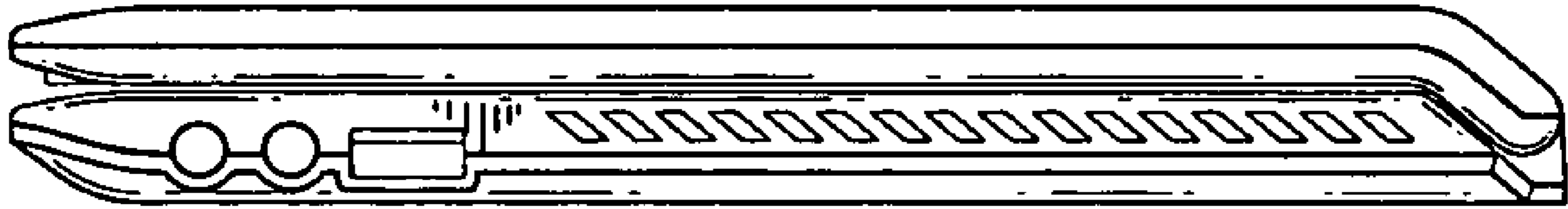


FIG. 5

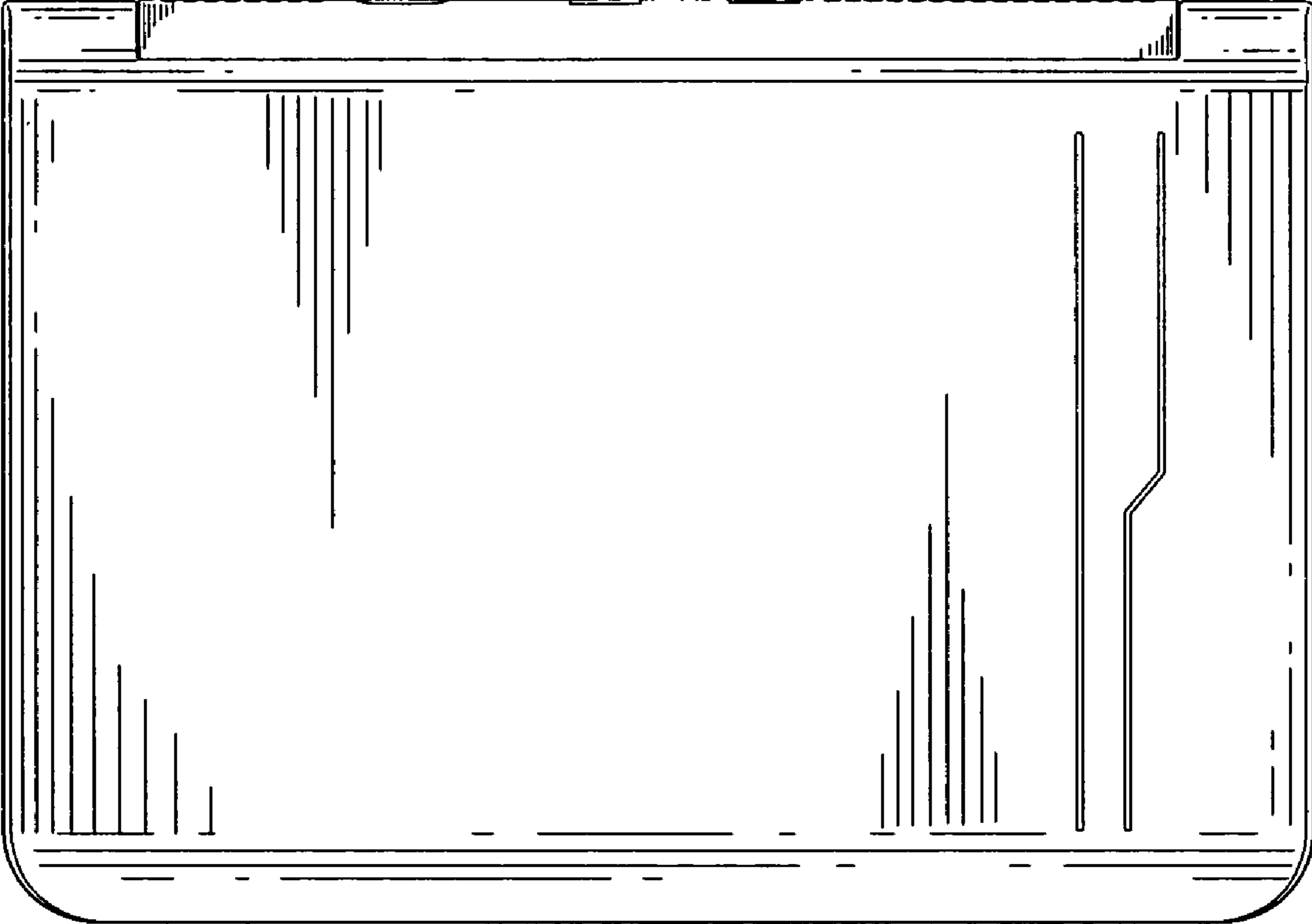


FIG. 6

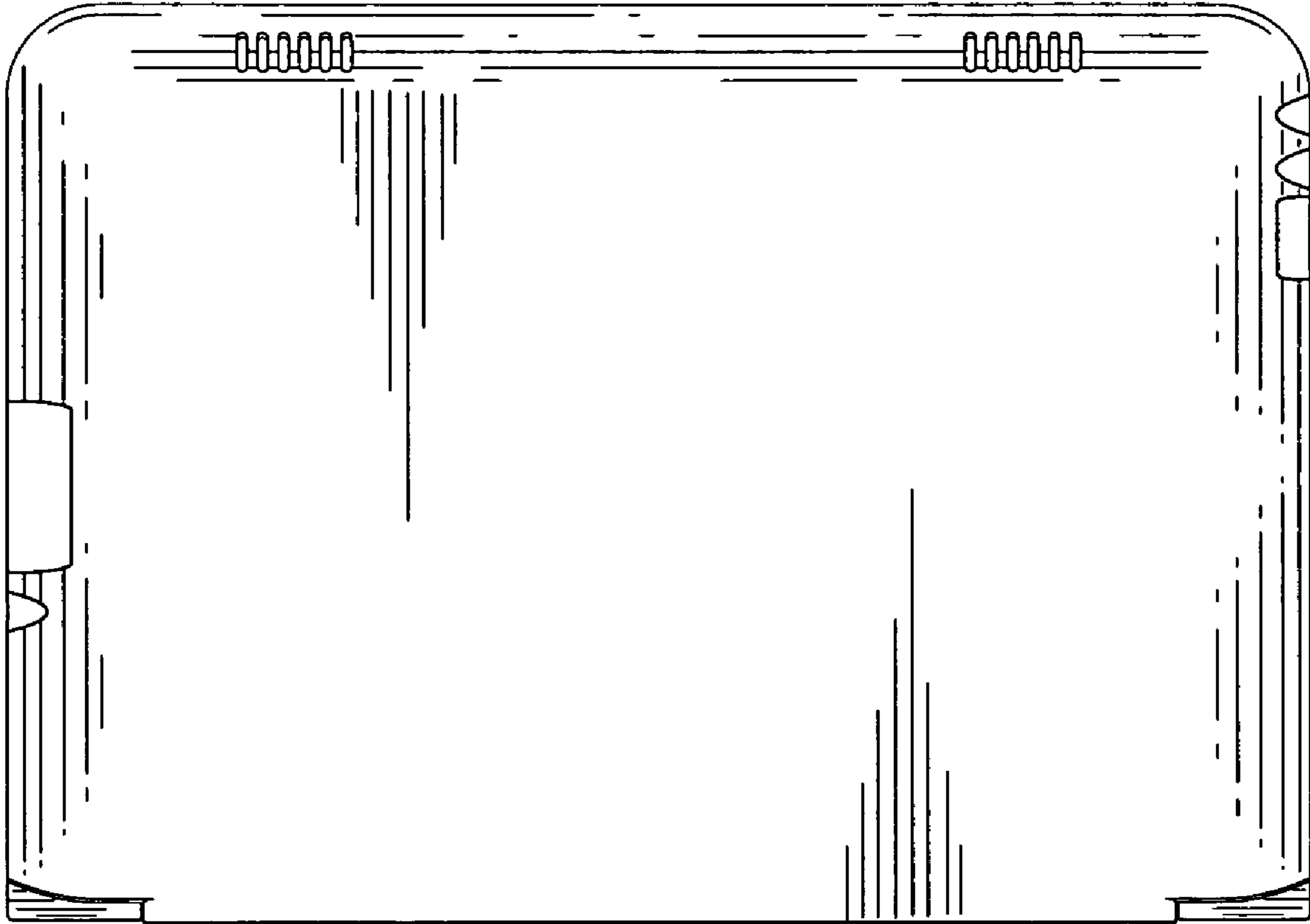


FIG. 7




FIG. 8




FIG. 9