



US00D614173S

(12) **United States Design Patent**
Choe

(10) **Patent No.:** **US D614,173 S**
(45) **Date of Patent:** **** Apr. 20, 2010**

(54) **PAIR OF STEREO HEADSET EARRINGS**

(76) Inventor: **Nina Choe**, 939 W. College St. #209,
Los Angeles, CA (US) 90012

(**) Term: **14 Years**

(21) Appl. No.: **29/332,158**

(22) Filed: **Feb. 10, 2009**

(51) **LOC (9) Cl.** **14-01**

(52) **U.S. Cl.** **D14/223**

(58) **Field of Classification Search** D14/205,
D14/206, 223, 203.1, 203.2, 203.3, 203.4,
D14/203.5, 203.6; 181/129, 130; 379/430,
379/444; 381/380, 379, 381, 370, 374, 378,
381/383; D11/40, 42, 43, 44; 63/1.11; D10/116;
D29/112; 2/209; D28/41, 43; D2/865, 895;
132/273, 275

See application file for complete search history.

(56) **References Cited**

U.S. PATENT DOCUMENTS

1,528,463	A *	3/1925	Yungk	116/148
D113,843	S *	3/1939	Kahn	D28/41
2,586,644	A *	2/1952	Gilbert	381/382
2,954,442	A *	9/1960	Mickenberg	2/410
3,211,160	A *	10/1965	Miller	132/275
3,441,032	A *	4/1969	Barrett	132/275
D256,003	S *	7/1980	Barr	D11/43
D269,611	S *	7/1983	Saito	D14/205
D316,551	S *	4/1991	Ichikawa	D14/205
D318,669	S *	7/1991	Nakayama	D14/205
D331,966	S *	12/1992	Gardner, Jr.	D24/106
D337,587	S *	7/1993	Nakayama	D14/205
D399,206	S *	10/1998	Yasutomi et al.	D14/205
D422,693	S *	4/2000	Packard et al.	D24/106
6,056,082	A *	5/2000	Lindgren et al.	181/130
D426,880	S *	6/2000	Leight	D24/106
6,105,714	A *	8/2000	Lindgren	181/135
6,123,168	A *	9/2000	Berg et al.	181/129
6,237,611	B1 *	5/2001	LeCrone et al.	132/275

6,688,316	B1 *	2/2004	Klug	132/286
6,690,808	B2 *	2/2004	Urwyler	381/381
6,721,433	B2 *	4/2004	Sato	381/379
6,741,719	B1 *	5/2004	Orten	381/380
D502,463	S *	3/2005	Bhakta	D14/205
D502,938	S *	3/2005	Tokioka et al.	D14/205
D507,508	S *	7/2005	Brownell	D11/184
D512,982	S *	12/2005	Rodarte	D14/205
D512,983	S *	12/2005	Tachikawa	D14/205
D525,235	S *	7/2006	Koizumi	D14/205
D538,269	S *	3/2007	Tragatschnig	D14/223
D544,464	S *	6/2007	Lee	D14/205
D554,325	S *	10/2007	Thomas	D99/25
D557,685	S *	12/2007	Lee et al.	D14/205

(Continued)

Primary Examiner—Paula Greene

(57) **CLAIM**

The ornamental design for a stereo headset earrings, as shown and described.

DESCRIPTION

FIG. 1 is a perspective view of a stereo headset earrings showing my new design;

FIG. 2 is a perspective view of a stereo headset earrings, shown separately for purposes of illustration;

FIG. 3 is a perspective view thereof in an alternate position;

FIG. 4 is a perspective view thereof;

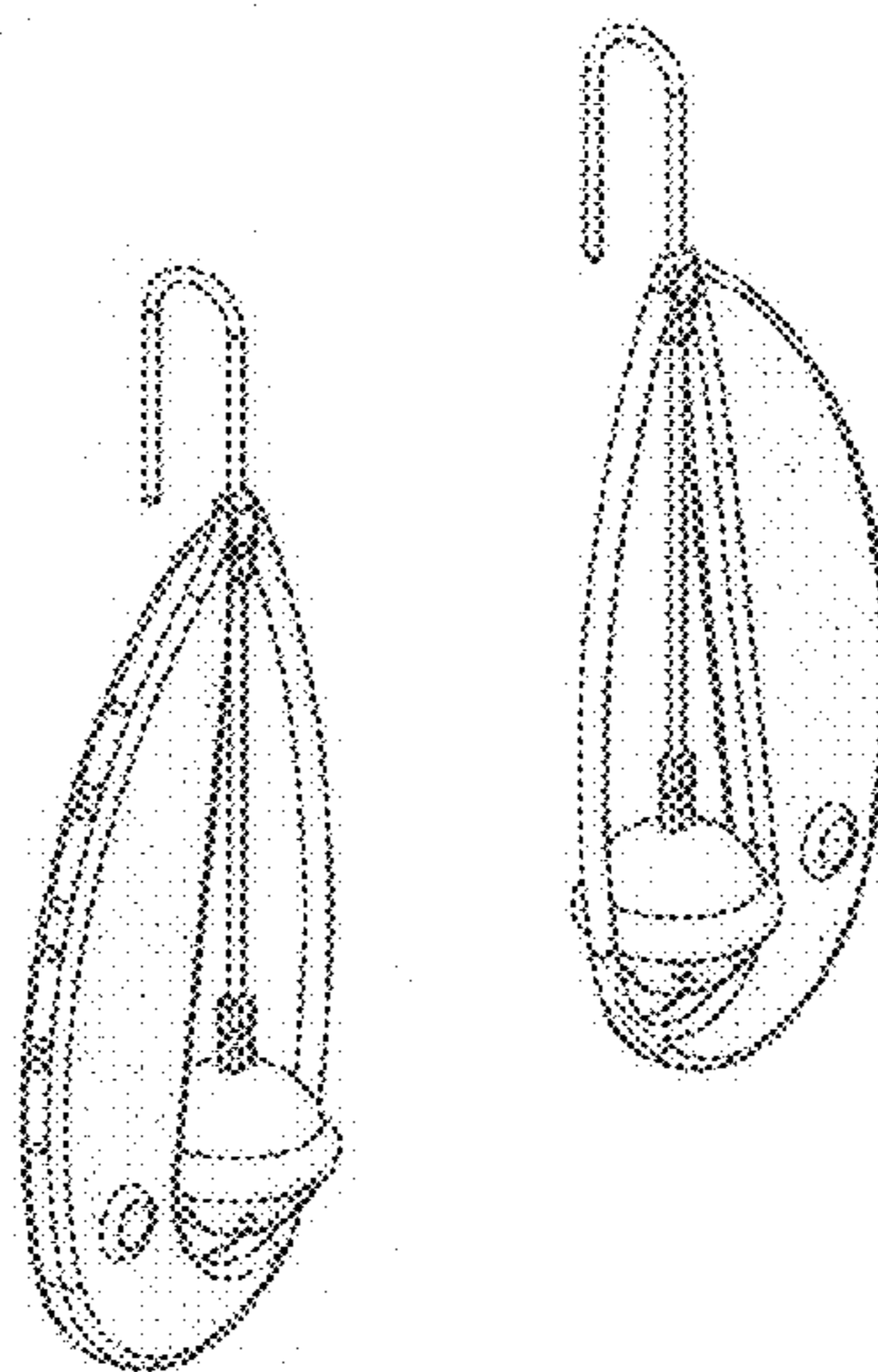
FIG. 5 is a perspective front right view of the stereo headset earrings thereof;

FIG. 6 is a perspective front bottom view thereof; and,

FIG. 7 is a front elevational view thereof, the opposite side is a mirror image.

The broken lines showing in FIGS. 2 and 4 is for illustrative purposes only and forms no part of the claimed design or a specified embodiment thereof.

1 Claim, 6 Drawing Sheets



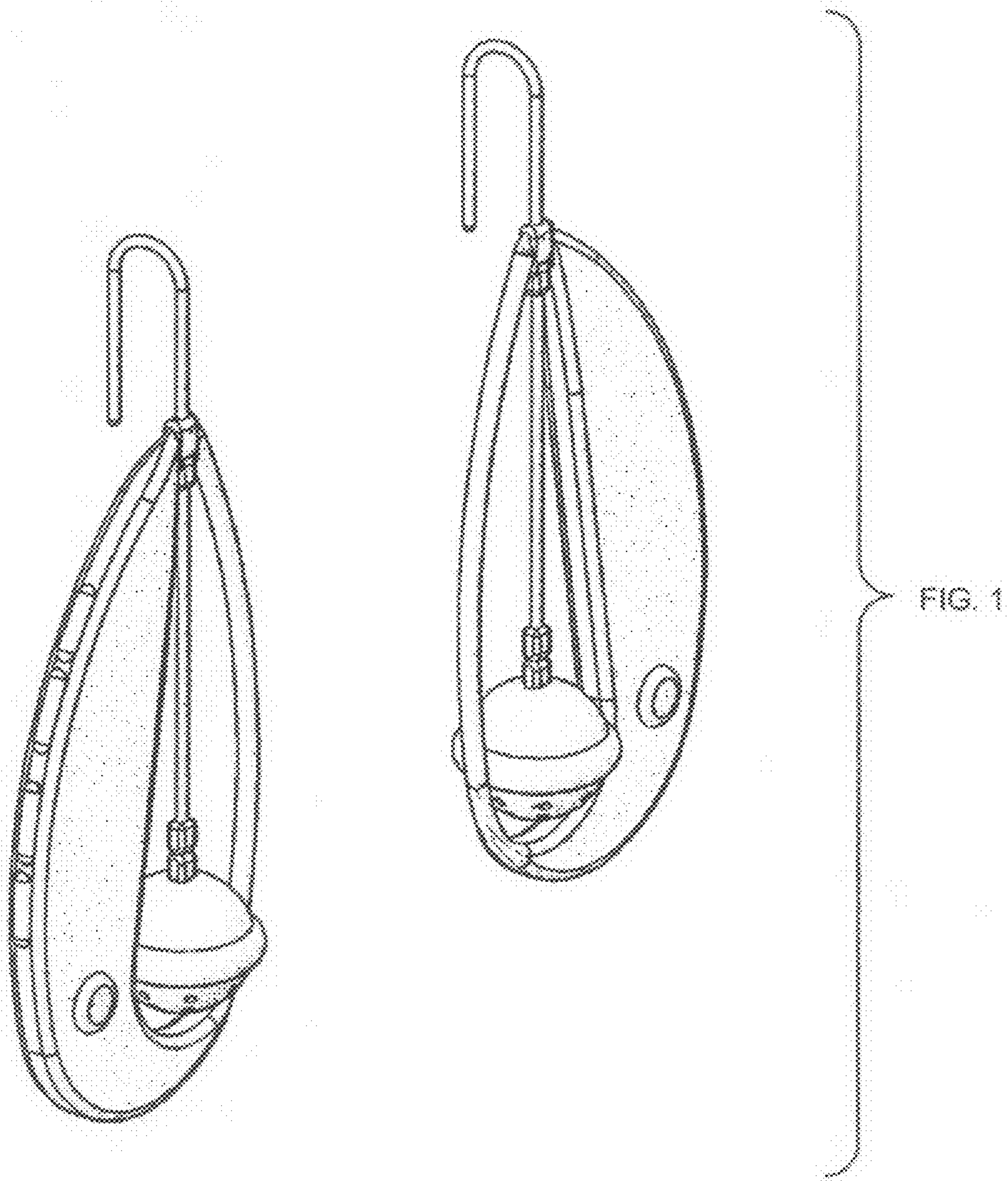
US D614,173 S

Page 2

U.S. PATENT DOCUMENTS

D579,442 S *	10/2008	Kim et al.	D14/205	D604,267 S *	11/2009	Choe	D14/205
D579,606 S *	10/2008	Scholl et al.	D28/41	D604,268 S *	11/2009	Choe	D14/205
D587,680 S *	3/2009	Komiyama	D14/205	D604,269 S *	11/2009	Choe	D14/205
D588,100 S *	3/2009	Densho et al.	D14/205	D604,717 S *	11/2009	Choe	D14/205
D593,538 S *	6/2009	Chon et al.	D14/205	D606,510 S *	12/2009	Choe	D14/203.1
				D606,511 S *	12/2009	Choe	D14/203.1

* cited by examiner



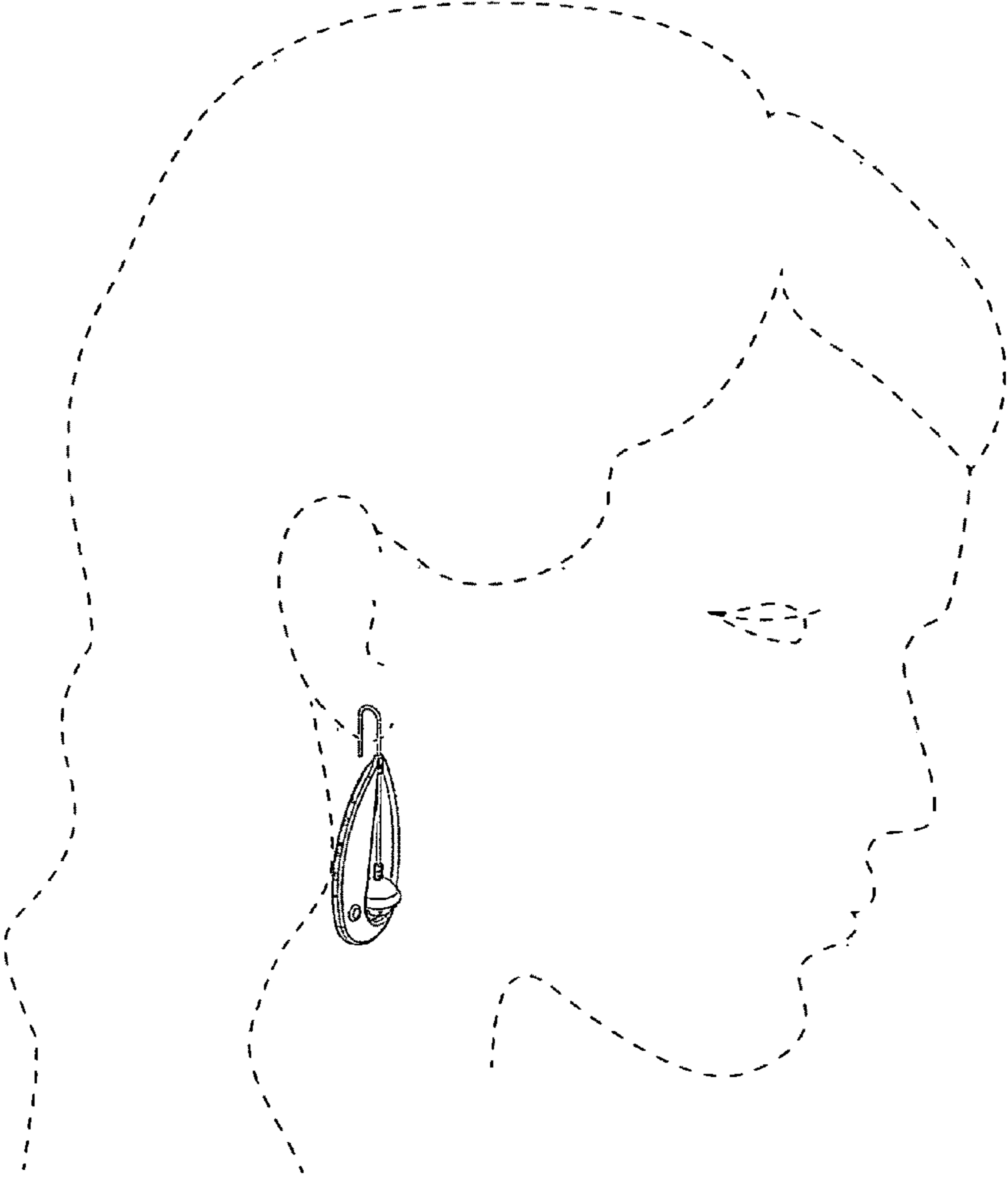


FIG. 2

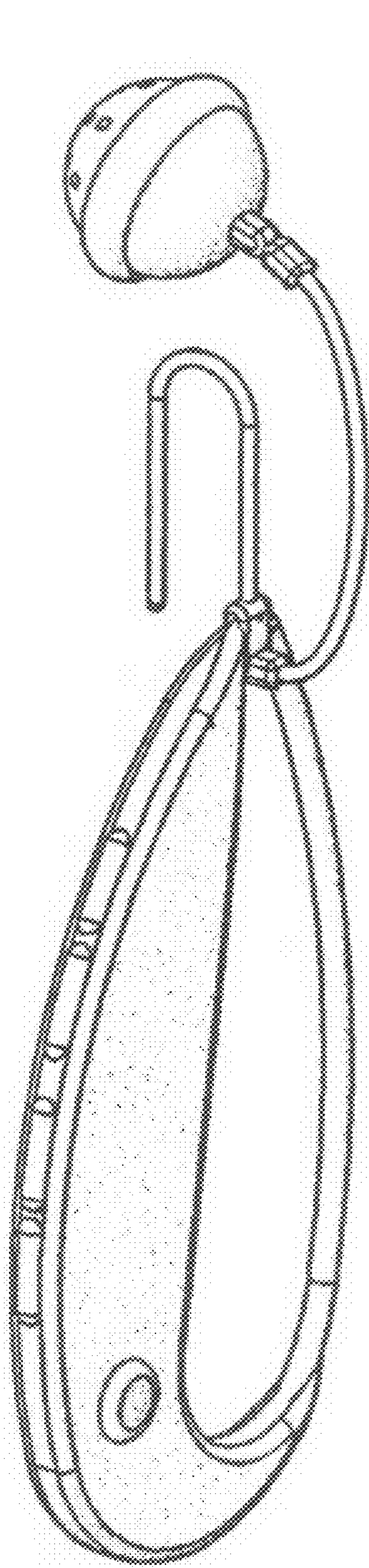


FIG. 3

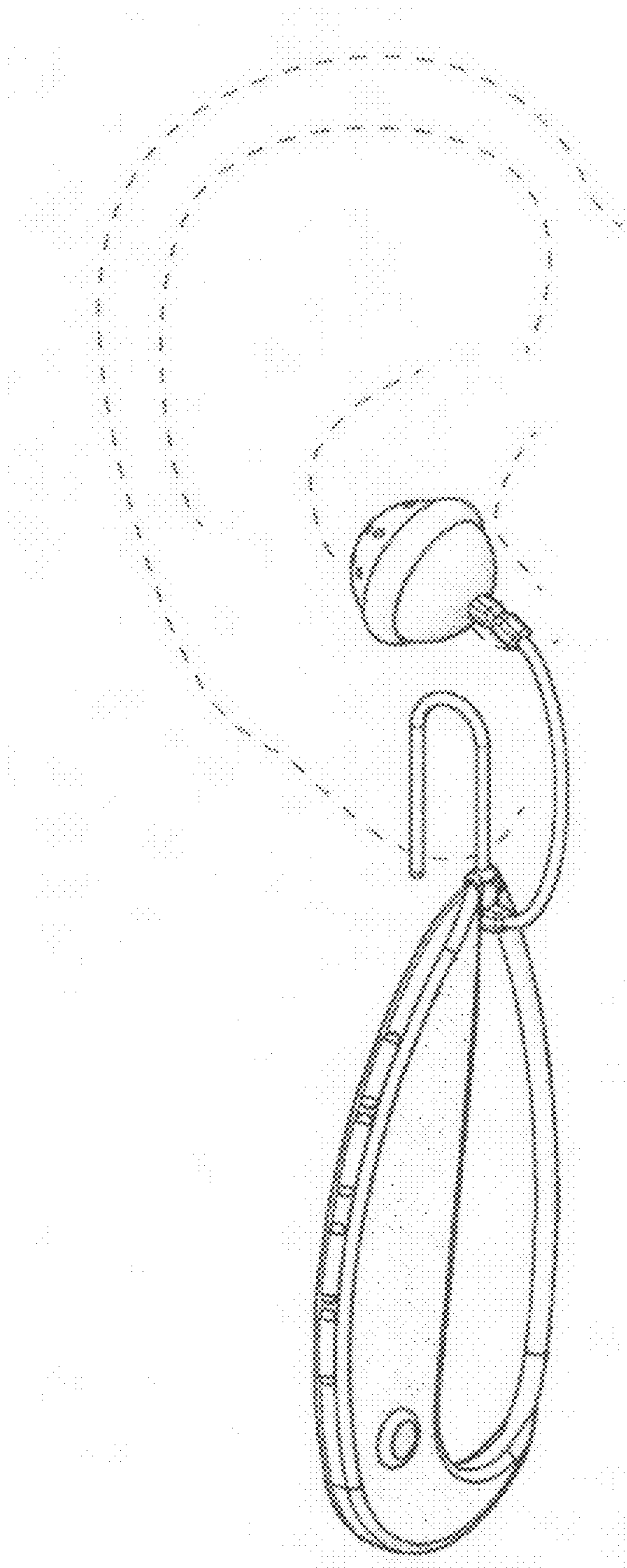


FIG. 4

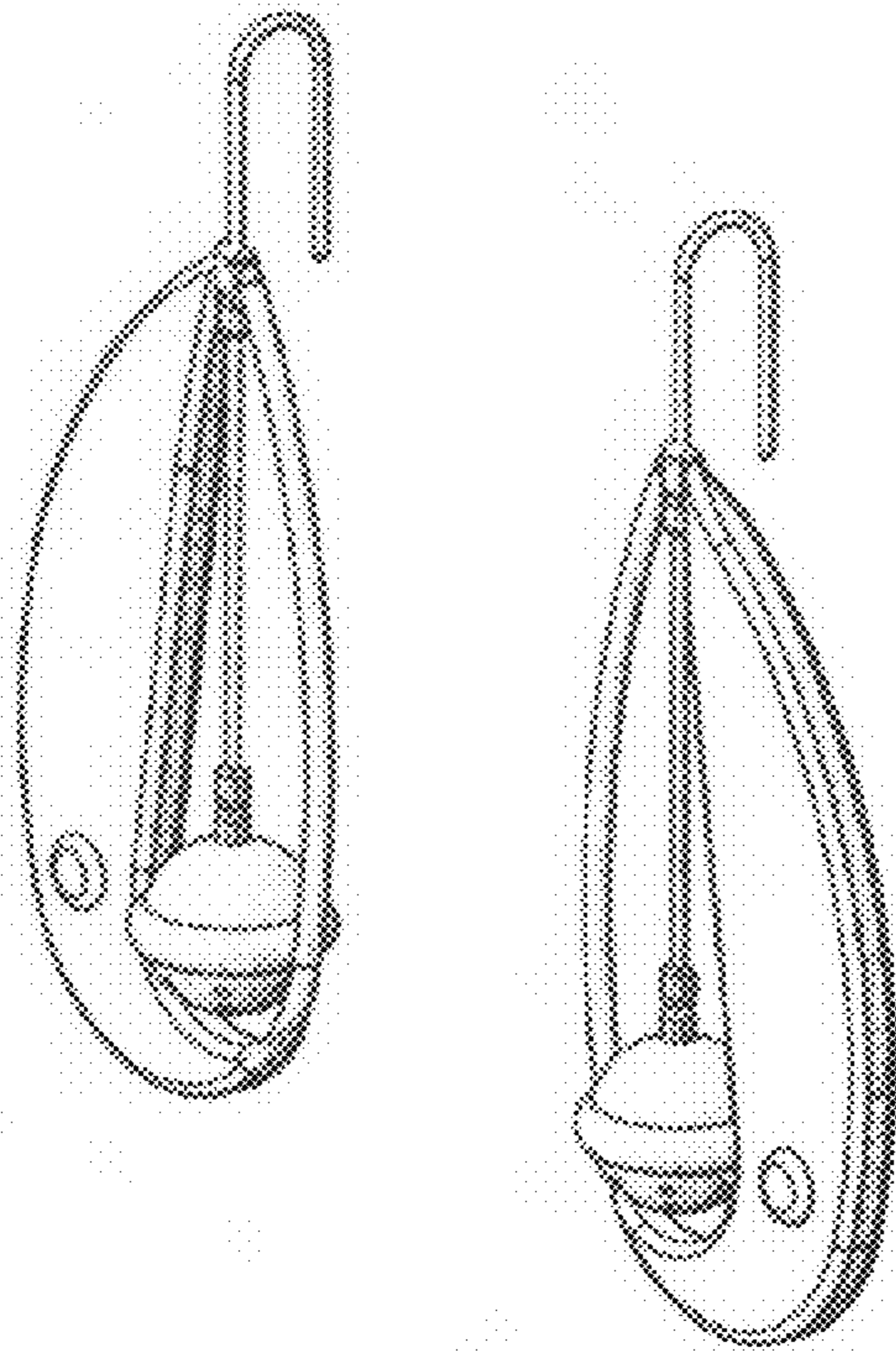


FIG. 5

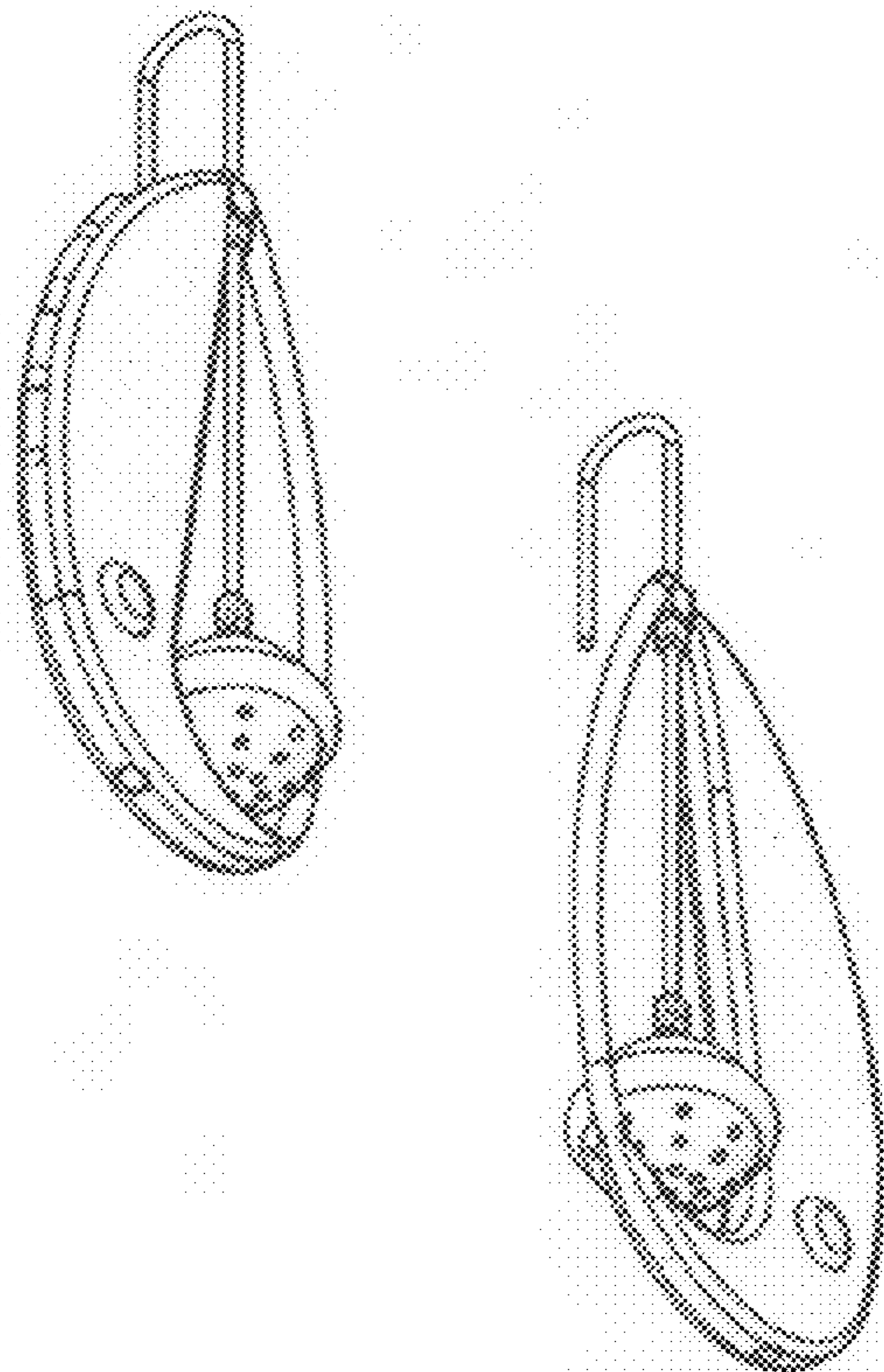


FIG. 6

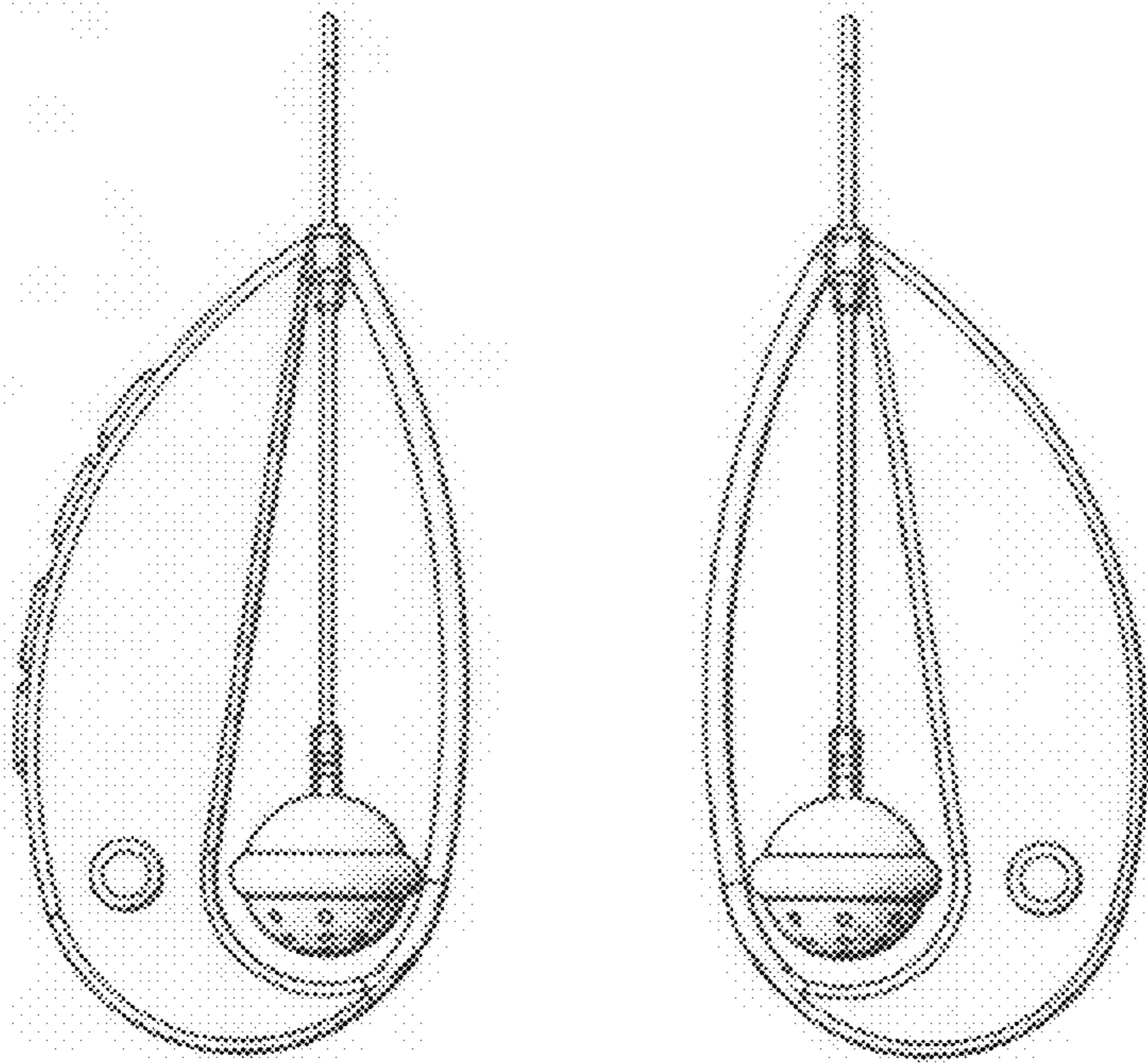


FIG. 7