



US00D614168S

(12) **United States Design Patent**
Rogers et al.

(10) **Patent No.:** **US D614,168 S**

(45) **Date of Patent:** **** Apr. 20, 2010**

(54) **SOUND EARBUDS**

(75) Inventors: **Mark Rogers**, Morgan Hill, CA (US);
Seth Luisi, Millbrea, CA (US); **Ennin Huang**, Santa Clara, CA (US)

(73) Assignee: **Sony Computer Entertainment America Inc.**, Foster City, CA (US)

(**) Term: **14 Years**

(21) Appl. No.: **29/337,856**

(22) Filed: **May 29, 2009**

(51) **LOC (9) Cl.** **14-01**

(52) **U.S. Cl.** **D14/206**

(58) **Field of Classification Search** D14/205,
D14/206, 223, 168, 192, 142, 197, 225, 218,
D14/238.1, 212; 181/129, 130; D13/171,
D13/168; D24/106; 379/420.04, 420.03,
379/430, 433.01, 433.05, 433.03; 381/380,
381/381, 313, 328; 128/864, 865; 455/569.1,
455/575.1

See application file for complete search history.

(56) **References Cited**

U.S. PATENT DOCUMENTS

D318,670 S *	7/1991	Taniguchi	D14/205
D326,655 S *	6/1992	Iribe	D14/192
5,222,151 A *	6/1993	Nagayoshi et al.	381/380
D392,979 S *	3/1998	Inukai	D14/228
D430,139 S *	8/2000	Peters et al.	D14/205
D430,547 S *	9/2000	Yoon	D14/142
D430,860 S *	9/2000	Yoon	D14/142
D431,030 S *	9/2000	Yoon	D14/142
6,122,369 A *	9/2000	Hwang et al.	379/420.04

D435,036 S *	12/2000	Koss et al.	D14/223
D448,359 S *	9/2001	Do et al.	D14/223
D462,945 S *	9/2002	Skulley	D14/218
D463,787 S *	10/2002	Beraut et al.	D14/218
D465,477 S *	11/2002	Beraut et al.	D14/218
7,082,206 B2 *	7/2006	Mahoney et al.	381/328
D554,627 S *	11/2007	Gondo	D14/223
D566,051 S *	4/2008	Govindasamy	D13/168
D572,703 S *	7/2008	Ledbetter et al.	D14/205
D573,978 S *	7/2008	Ledbetter et al.	D14/205
D603,837 S *	11/2009	Martin	D14/206

* cited by examiner

Primary Examiner—Paula Greene

(74) *Attorney, Agent, or Firm*—Martine Penilla & Gencarella, LLP

(57) **CLAIM**

The ornamental design for sound earbuds, as shown and described.

DESCRIPTION

FIG. 1 is a perspective view of sound earbuds showing our new design;

FIG. 2 is a front view thereof;

FIG. 3 is a rear view thereof;

FIG. 4 is a right side view thereof;

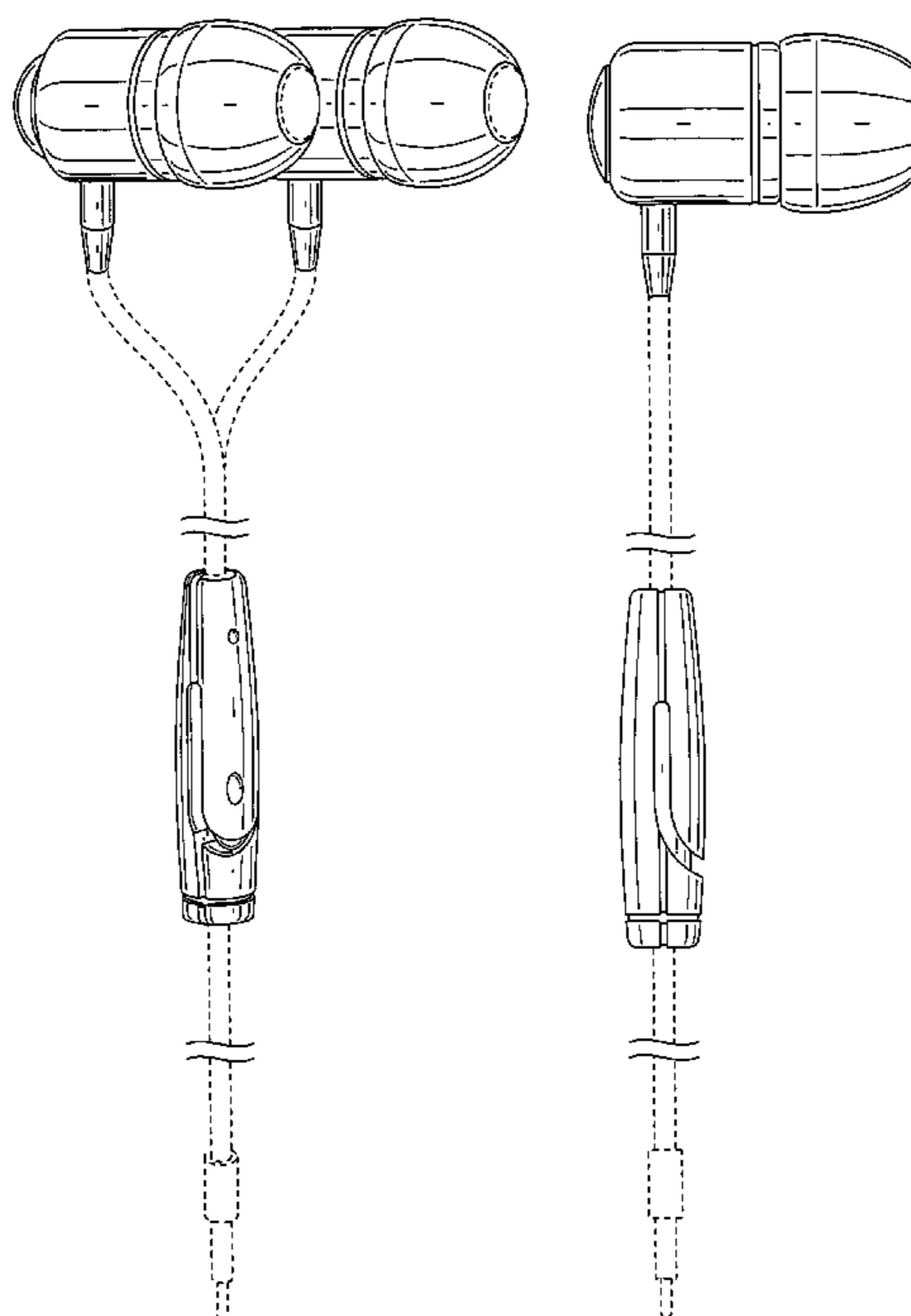
FIG. 5 is a left right side view thereof;

FIG. 6 is a top view thereof; and,

FIG. 7 is a bottom view thereof.

The broken-lines and broken text form no part of the claimed design.

1 Claim, 6 Drawing Sheets



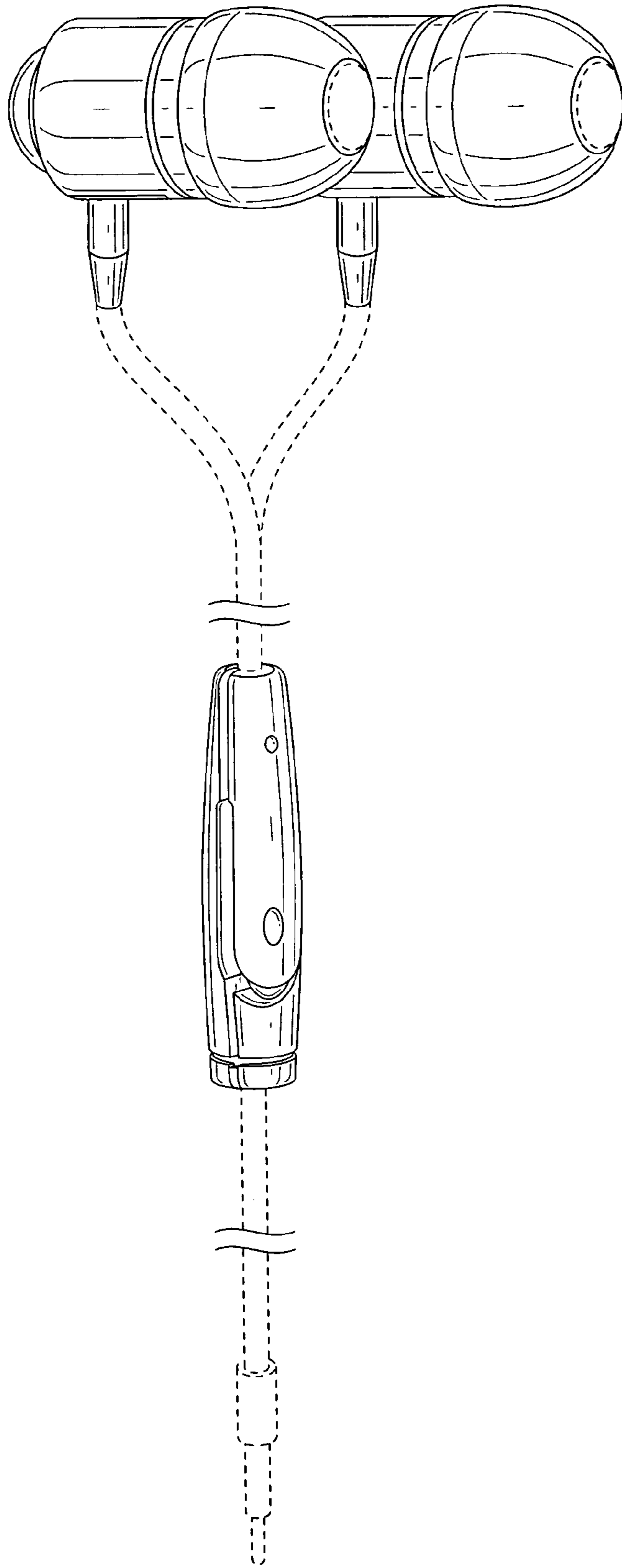


FIG. 1

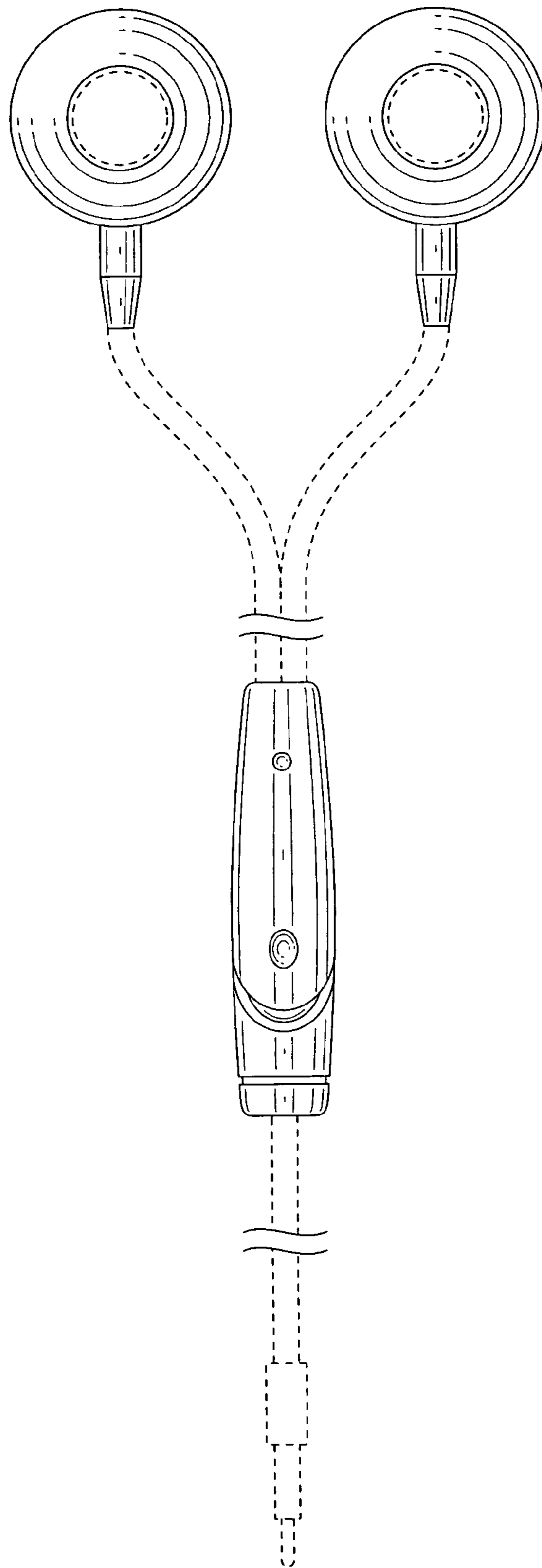


FIG. 2

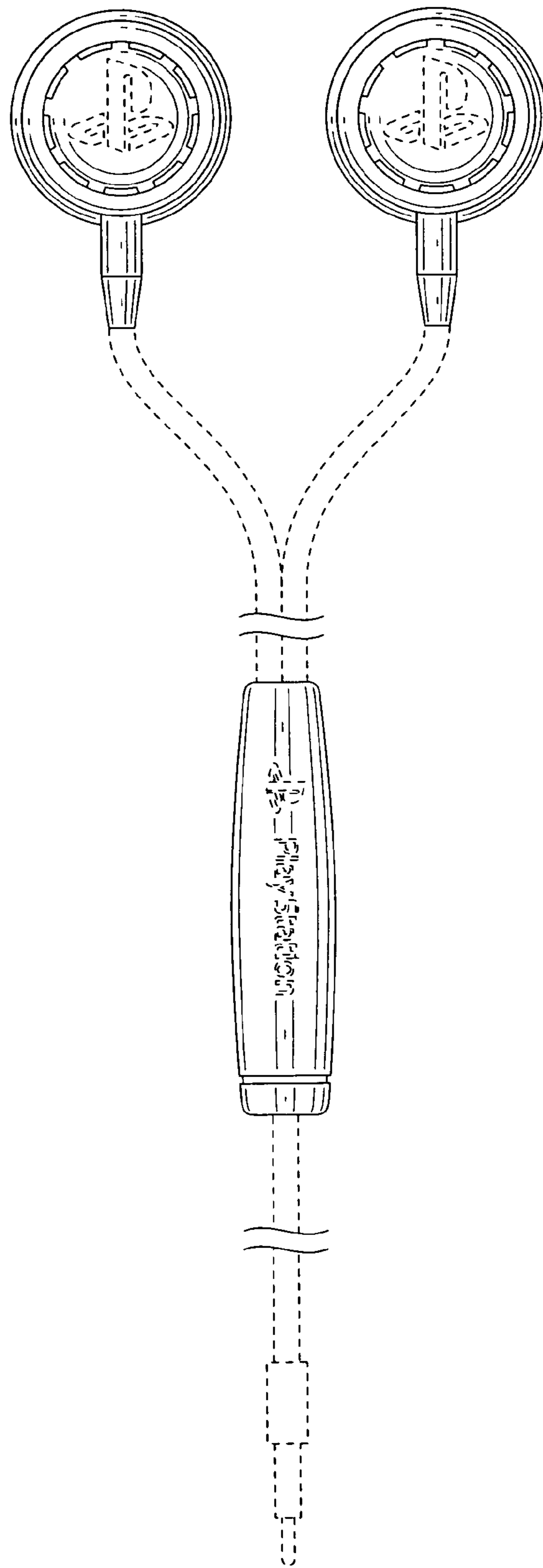


FIG. 3

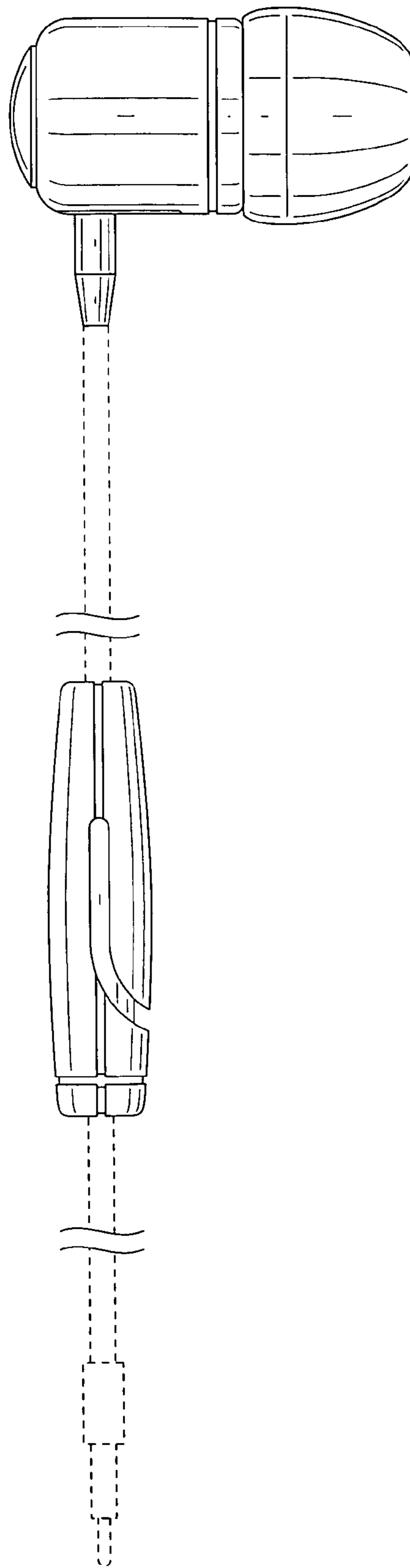


FIG. 4

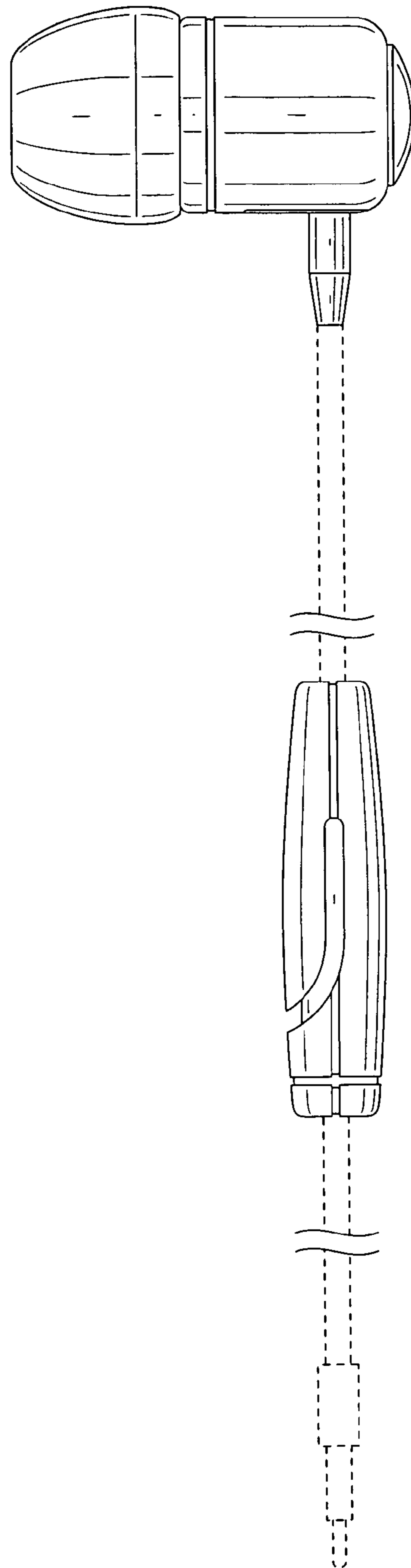


FIG. 5

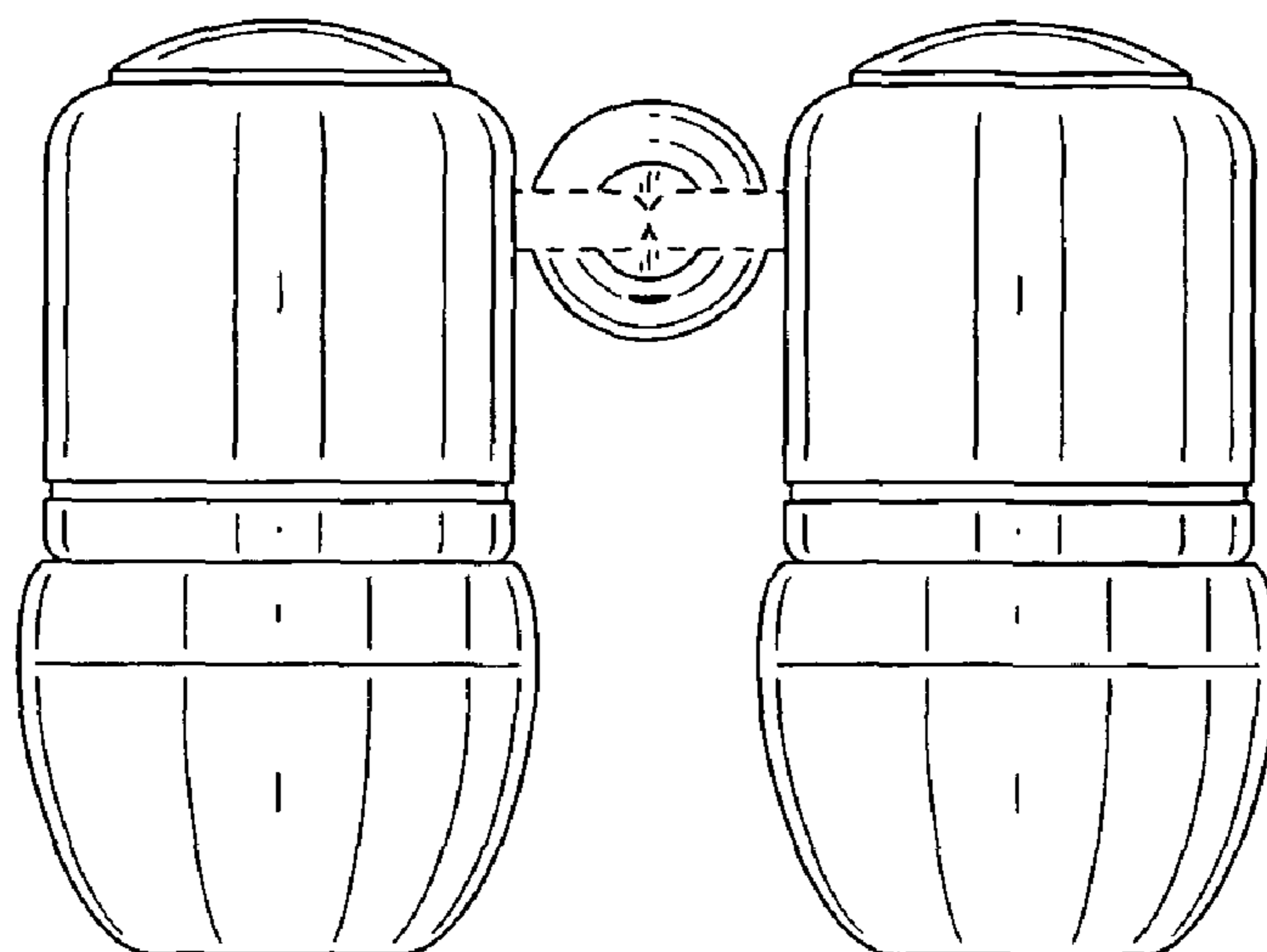


FIG. 6

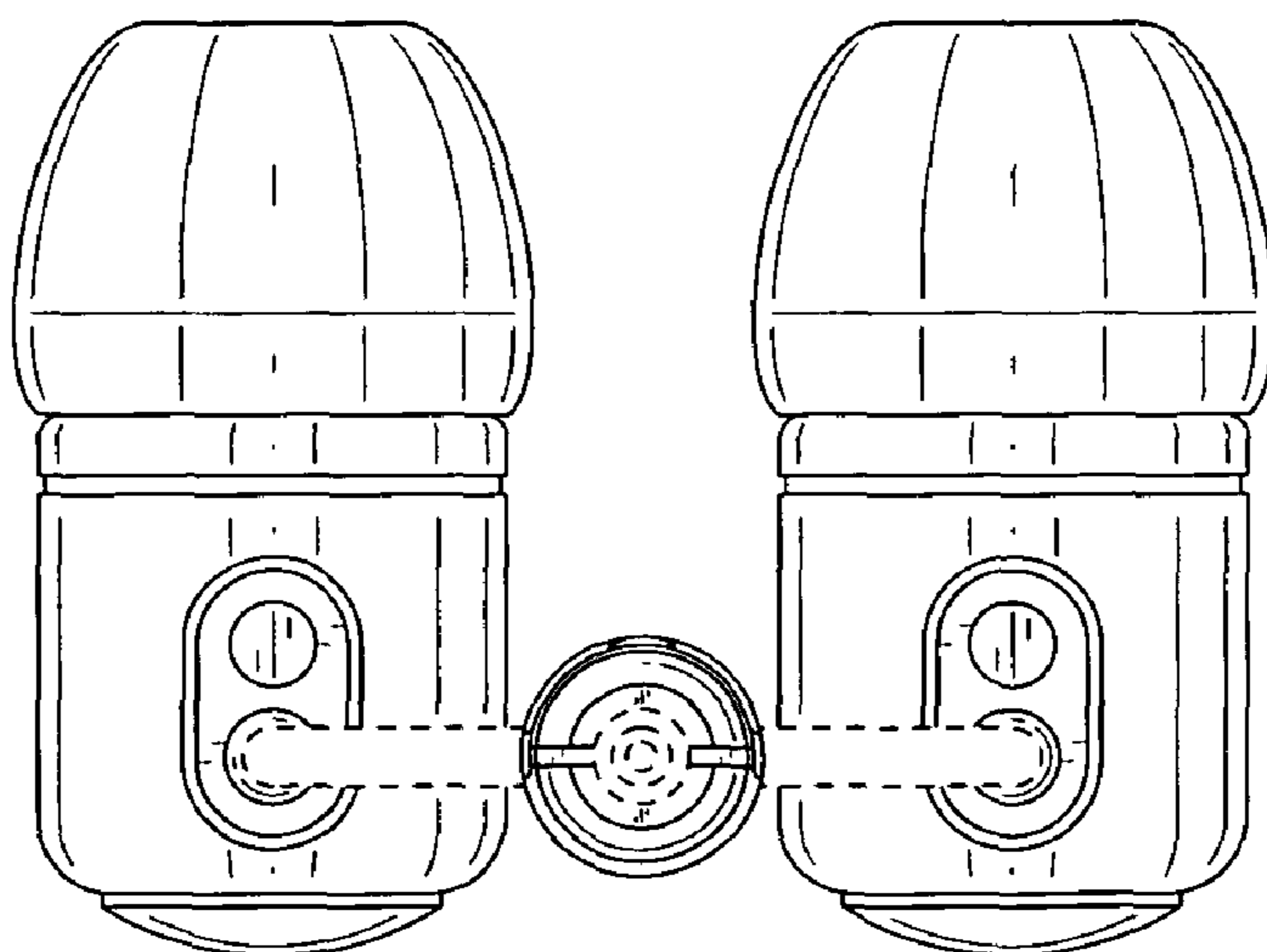


FIG. 7