



US00D614124S

(12) **United States Design Patent**
Mistyurik

(10) **Patent No.:** **US D614,124 S**

(45) **Date of Patent:** **** Apr. 20, 2010**

(54) **BATTERY PACK**

(75) Inventor: **John D. Mistyurik**, Troy, OH (US)

(73) Assignee: **Avery Dennison Corporation**,
Miamisburg, OH (US)

(**) Term: **14 Years**

(21) Appl. No.: **29/304,098**

(22) Filed: **Feb. 25, 2008**

(51) **LOC (9) Cl.** **13-02**

(52) **U.S. Cl.** **D13/103**

(58) **Field of Classification Search** D13/102–106,
D13/110, 118–119, 184; 429/96–100, 163,
429/176

See application file for complete search history.

(56) **References Cited**

U.S. PATENT DOCUMENTS

D264,583	S *	5/1982	Kessler	D13/184
D277,747	S *	2/1985	Toth	D13/103
5,160,205	A	11/1992	Mistyurik		
D343,381	S *	1/1994	Inukai et al.	D13/107
5,486,259	A	1/1996	Goodwin et al.		
5,570,121	A	10/1996	Mistyurik et al.		
5,588,756	A	12/1996	Hamisch, Jr. et al.		
5,597,249	A	1/1997	Mistyurik		
5,708,462	A	1/1998	Helmbold et al.		
5,785,442	A	7/1998	Hamisch, Jr. et al.		
D423,449	S *	4/2000	Naskali	D13/103
6,241,407	B1	6/2001	Huggins et al.		

6,609,844	B1	8/2003	Petteruti et al.		
D483,725	S *	12/2003	Thompson et al.	D13/184
D490,370	S *	5/2004	Picardo	D13/103
D516,502	S *	3/2006	Small	D13/103
D533,831	S *	12/2006	Kim	D13/103
D538,226	S *	3/2007	Lyman et al.	D13/119
D548,684	S *	8/2007	Eto et al.	D13/103
D555,587	S *	11/2007	Yamamoto et al.	D13/103
D571,719	S *	6/2008	Lee	D13/103

* cited by examiner

Primary Examiner—Rosemary K Tarcza

(57) **CLAIM**

The ornamental design for a battery pack, as shown and described.

DESCRIPTION

FIG. 1 is a perspective view of a battery pack showing our new design;

FIG. 2 is a top plan view of the battery pack;

FIG. 3 is a rear elevational view of the battery pack;

FIG. 4 is a front elevational view of the battery pack;

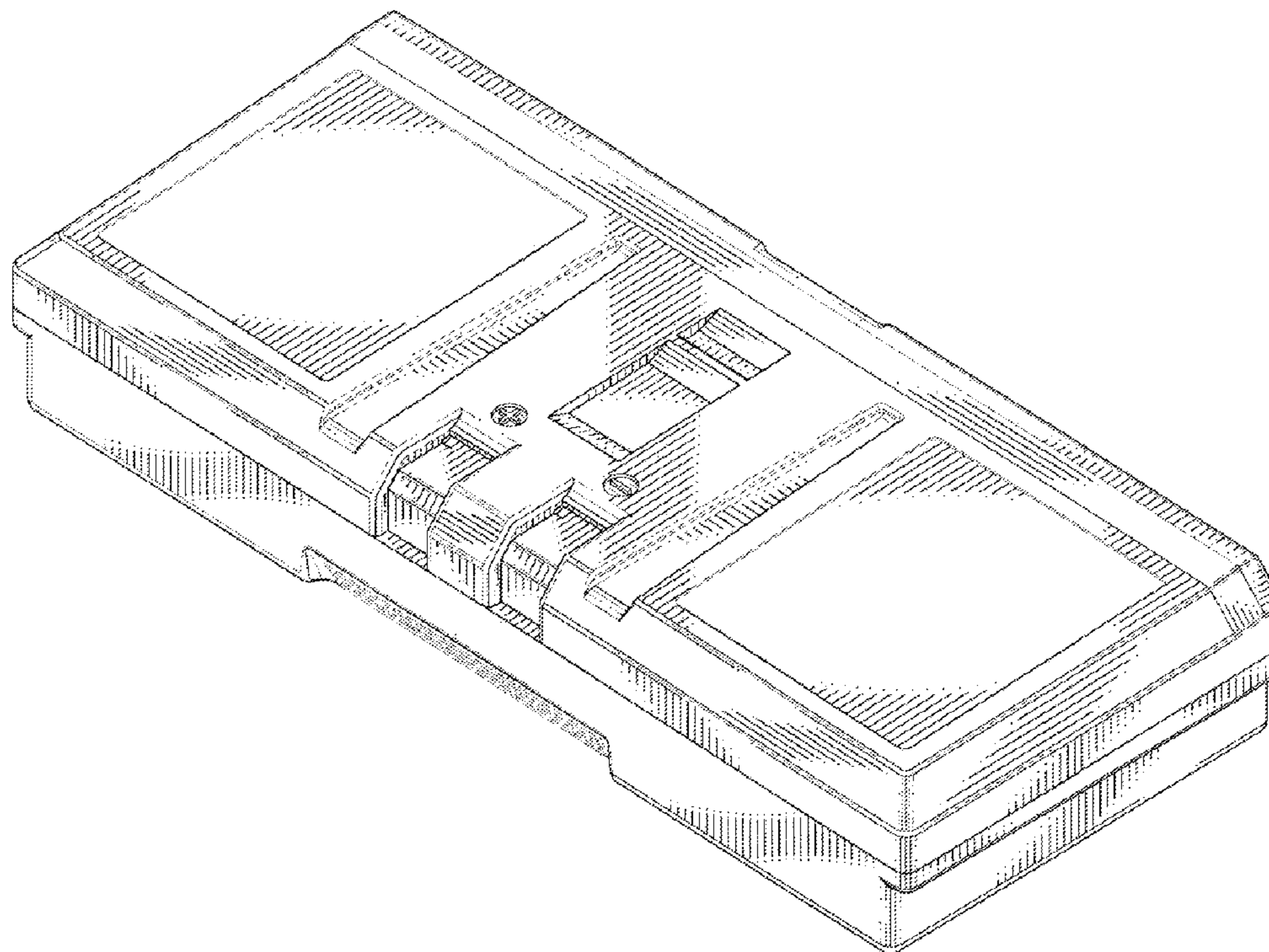
FIG. 5 is a bottom plan view of the battery pack;

FIG. 6 is a left side elevational view of the battery pack; and,

FIG. 7 is a right side elevational view of the battery pack.

The broken lines shown in the drawings are included for the purpose of illustrating environmental structure and form no part of the claimed design.

1 Claim, 5 Drawing Sheets



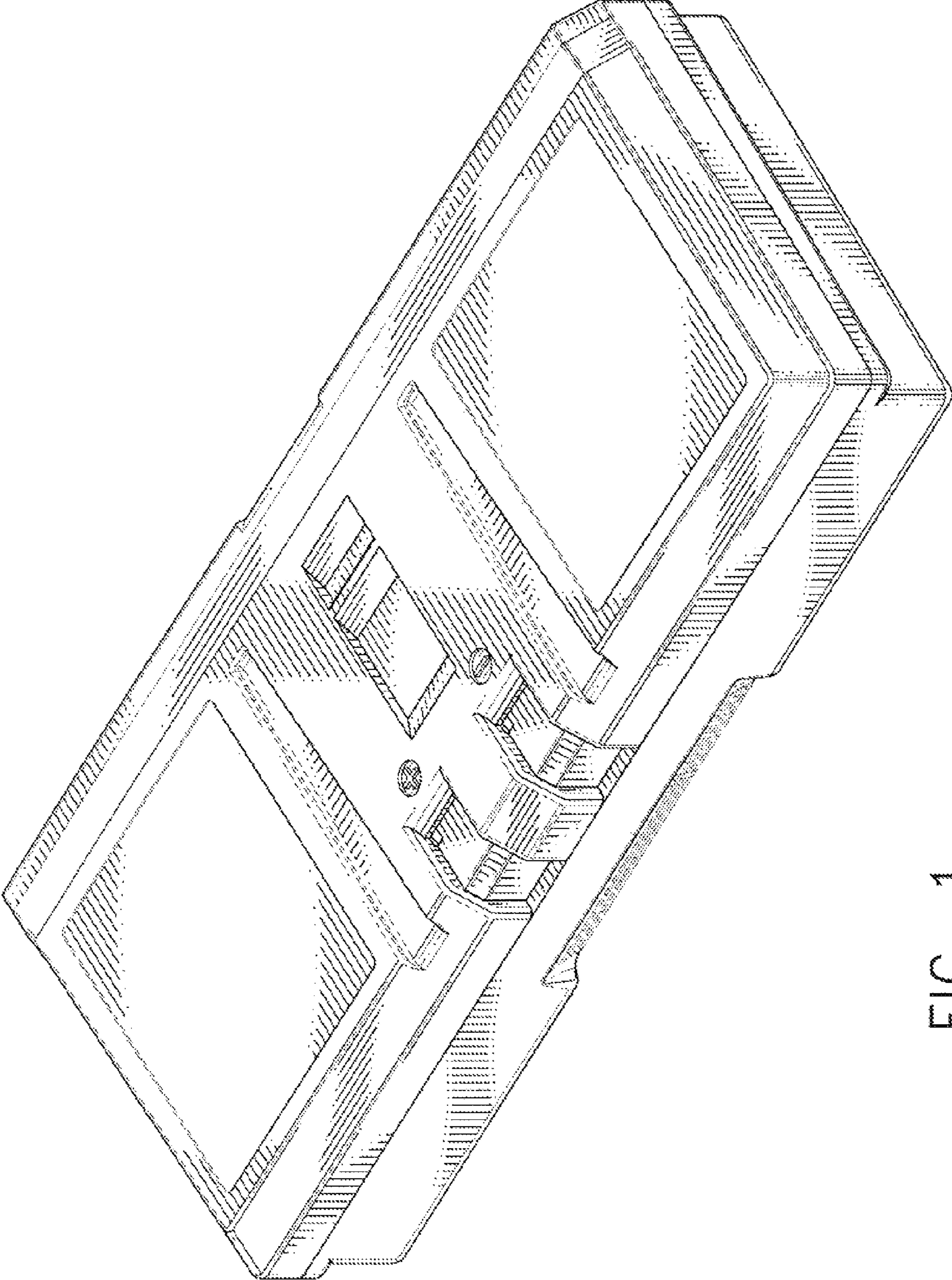


FIG. 1

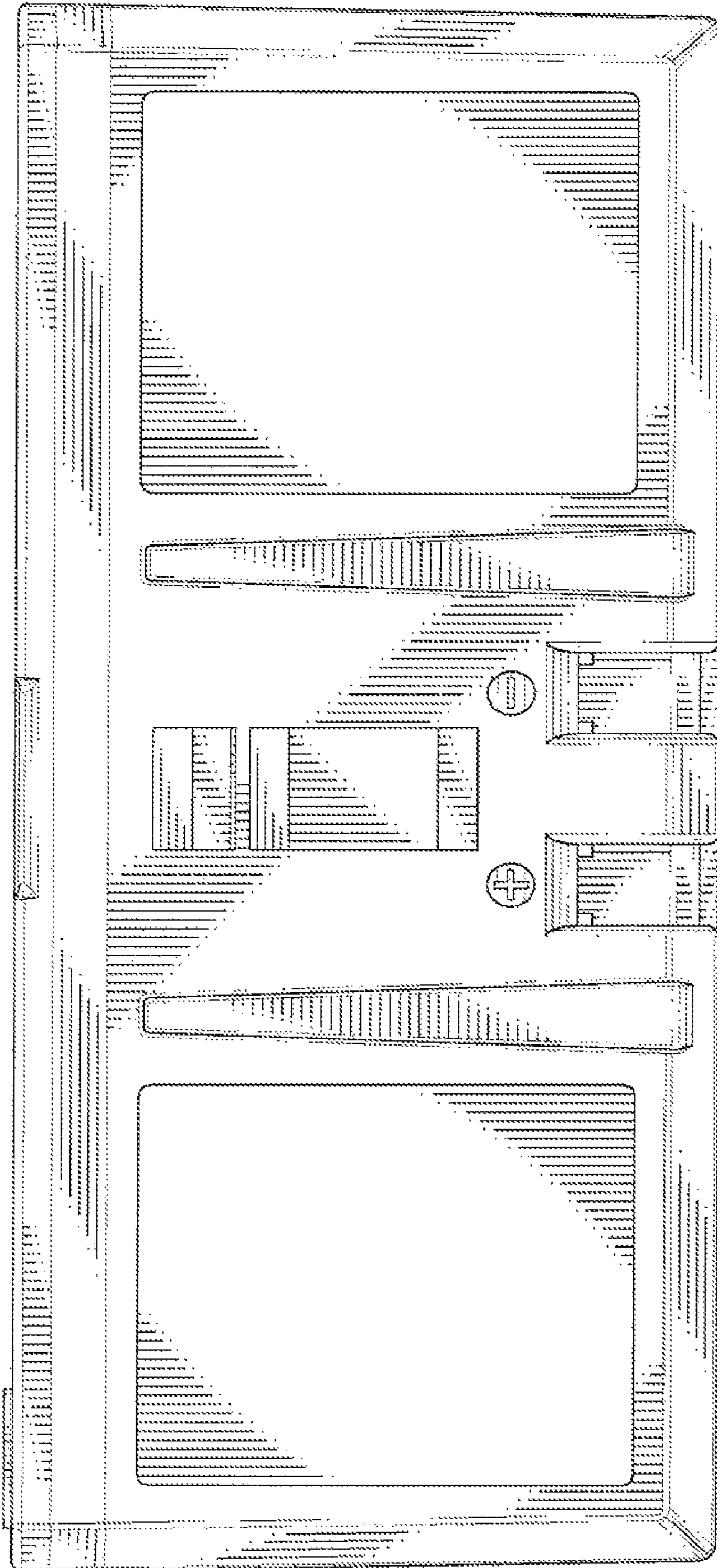


FIG. 2

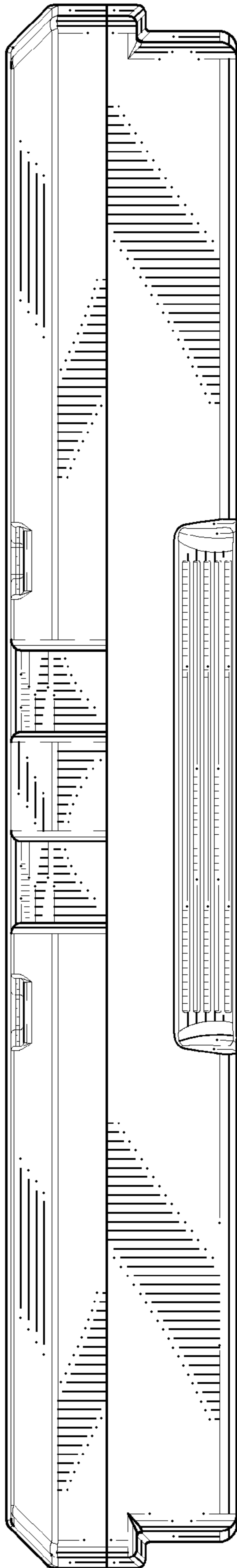


FIG. 3

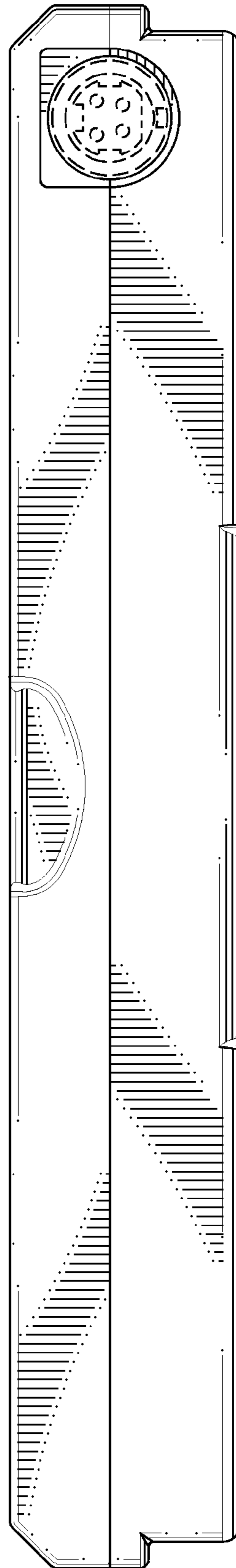


FIG. 4

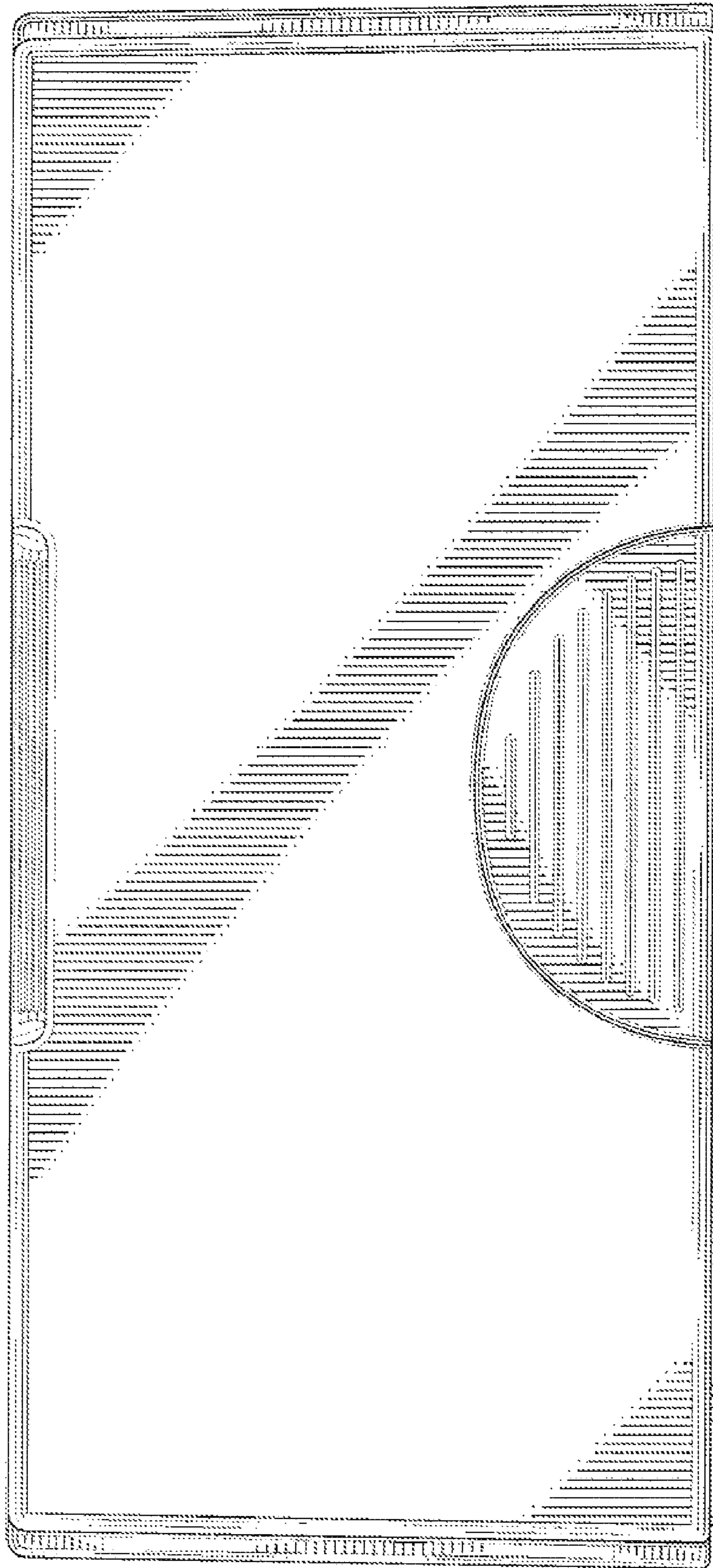


FIG. 5



FIG. 6




FIG. 7