



US00D614120S

(12) **United States Design Patent**
Marella et al.

(10) **Patent No.:** **US D614,120 S**
(45) **Date of Patent:** **** Apr. 20, 2010**

(54) **TIRE TREAD**

(75) Inventors: **Anthony Marella**, Tallmadge, OH (US);
John David Neil, Copley, OH (US);
Robert Sanetick, Orchard Park, NY
(US); **Christopher Schrader**, North
Canton, OH (US); **Joel Sprow**,
Knoxville, TN (US); **Richard Wright**,
Wadsworth, OH (US)

(73) Assignee: **Bridgestone Corporation** (JP)

(**) Term: **14 Years**

(21) Appl. No.: **29/322,150**

(22) Filed: **Jul. 30, 2008**

(51) **LOC (9) Cl.** **12-15**

(52) **U.S. Cl.** **D12/594**

(58) **Field of Classification Search** D12/503,
D12/505, 533, 534, 535, 536, 537, 543, 547,
D12/548, 549, 550, 564, 565, 566, 567, 568,
D12/569–572, 579, 583–588, 594, 595, 596,
D12/597, 598, 599, 600–604; 152/209.1,
152/209.8, 209.9, 209.18, 209.25, 209.28

See application file for complete search history.

(56) **References Cited**

U.S. PATENT DOCUMENTS

D312,230 S	11/1990	Wallet et al.
D328,271 S	7/1992	Guspodin et al.
D345,951 S	4/1994	Guspodin et al.
D426,796 S	6/2000	Oliver et al.
D443,564 S	6/2001	Bergstrom et al.
D445,370 S	7/2001	Allison
D451,453 S	12/2001	Maxwell et al.
D451,454 S	12/2001	Clark et al.
D451,854 S	12/2001	Hanya

(Continued)

FOREIGN PATENT DOCUMENTS

JP 1159757 12/2002

Primary Examiner—Caron Veynar

Assistant Examiner—Katrina A Kile

(74) *Attorney, Agent, or Firm*—Thomas R. Kingsbury

(57) **CLAIM**

The ornamental design for a tire tread, as shown and described.

DESCRIPTION

FIG. 1 is a side perspective view of a tire tread showing our new design, it being understood that the tread pattern is repeated throughout the circumference of the tire tread, the opposite side being the same as that shown;

FIG. 2 is a front elevational view thereof;

FIG. 3 is a side elevational view of the right side thereof, the opposite side being identical thereto;

FIG. 4 is an enlarged fragmentary front elevational view thereof;

FIG. 5 is a side perspective view of a tire tread showing a second embodiment of our new design, it being understood that the tread pattern is repeated throughout the circumference of the tire tread, the opposite side being the same as that shown;


FIG. 6 is a front elevational view thereof;

FIG. 7 is a side elevational view of the right side thereof, the opposite side being identical thereto; and,

FIG. 8 is an enlarged fragmentary front elevational view thereof.

The broken lines defining the tire sidewall, inner bead, and the peripheral boundary between the claimed tire tread and sidewall are for illustrative purposes only and form no part of the claimed design.

1 Claim, 8 Drawing Sheets



US D614,120 S

Page 2

U.S. PATENT DOCUMENTS

D452,666 S	1/2002	Regallis et al.	D498,457 S	11/2004	Fukunaga
D454,330 S	3/2002	Galante et al.	D498,459 S	11/2004	Allison et al.
D454,834 S	3/2002	Saito et al.	D500,732 S	1/2005	Lo
D455,997 S	4/2002	Fierro et al.	D500,733 S	1/2005	Himuro
D456,320 S	4/2002	Hutz et al.	D501,445 S	2/2005	Brayer et al.
D456,346 S	4/2002	Galante et al.	D501,695 S	2/2005	Lassan et al.
D462,314 S	9/2002	Regallis et al.	D502,443 S	3/2005	Kuramochi et al.
D462,315 S	9/2002	Van Fossen et al.	D503,145 S	3/2005	Labbe et al.
D464,005 S	10/2002	Labbe et al.	D503,373 S	3/2005	Marazzi et al.
D470,443 S	2/2003	Slingluff et al.	D515,498 S	2/2006	Dumigan
D472,517 S	4/2003	Hutz et al.	D519,442 S	4/2006	Sakaguchi et al.
D474,148 S	5/2003	Kindig et al.	D535,939 S *	1/2007	Gordon et al. D12/583
D474,734 S	5/2003	Terver et al.	D549,262 S *	8/2007	Funakoshi D16/219
D476,614 S	7/2003	Horie	D555,080 S *	11/2007	Radulescu D12/587
D477,565 S	7/2003	Terver et al.	D563,863 S *	3/2008	Campana D12/600
D478,862 S	8/2003	Gillard et al.	D567,750 S *	4/2008	Dixon D12/579
D480,046 S	9/2003	Guspodin et al.	D583,310 S *	12/2008	Dixon et al. D12/588
D480,681 S	10/2003	Fukunaga	D584,351 S *	1/2009	Nip D18/56
D483,322 S	12/2003	Knowles et al.	D590,331 S *	4/2009	Miyazaki D12/584
D488,768 S	4/2004	Osborne et al.	D600,635 S *	9/2009	Finnell et al. D12/601
D490,365 S	5/2004	Kindig et al.	D602,853 S *	10/2009	Nopper et al. D12/600
D491,135 S	6/2004	Lassan et al.	D604,692 S *	11/2009	Ebiko et al. D12/587
6,796,350 B1	9/2004	Gerresheim et al.	D605,108 S *	12/2009	Brown et al. D12/588
			2003/0205305 A1	11/2003	Kuwajima et al.

* cited by examiner




FIG-1

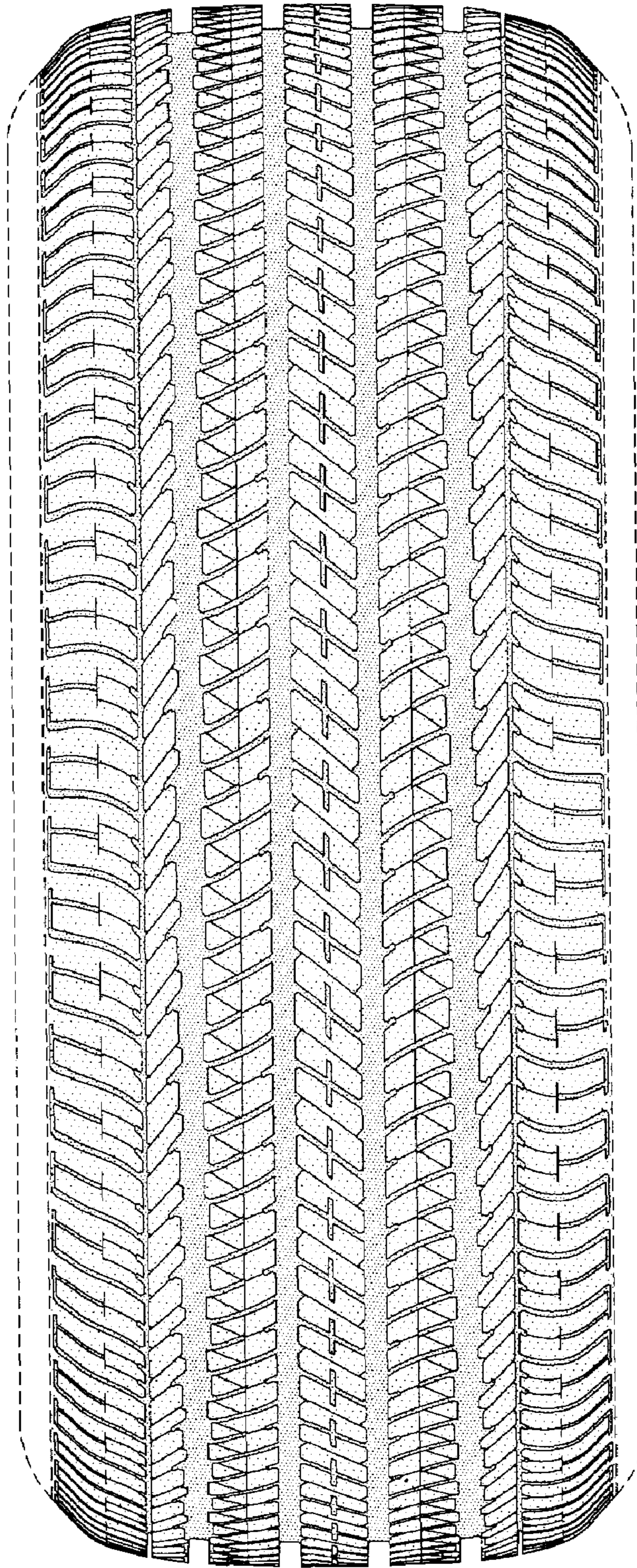


FIG-2

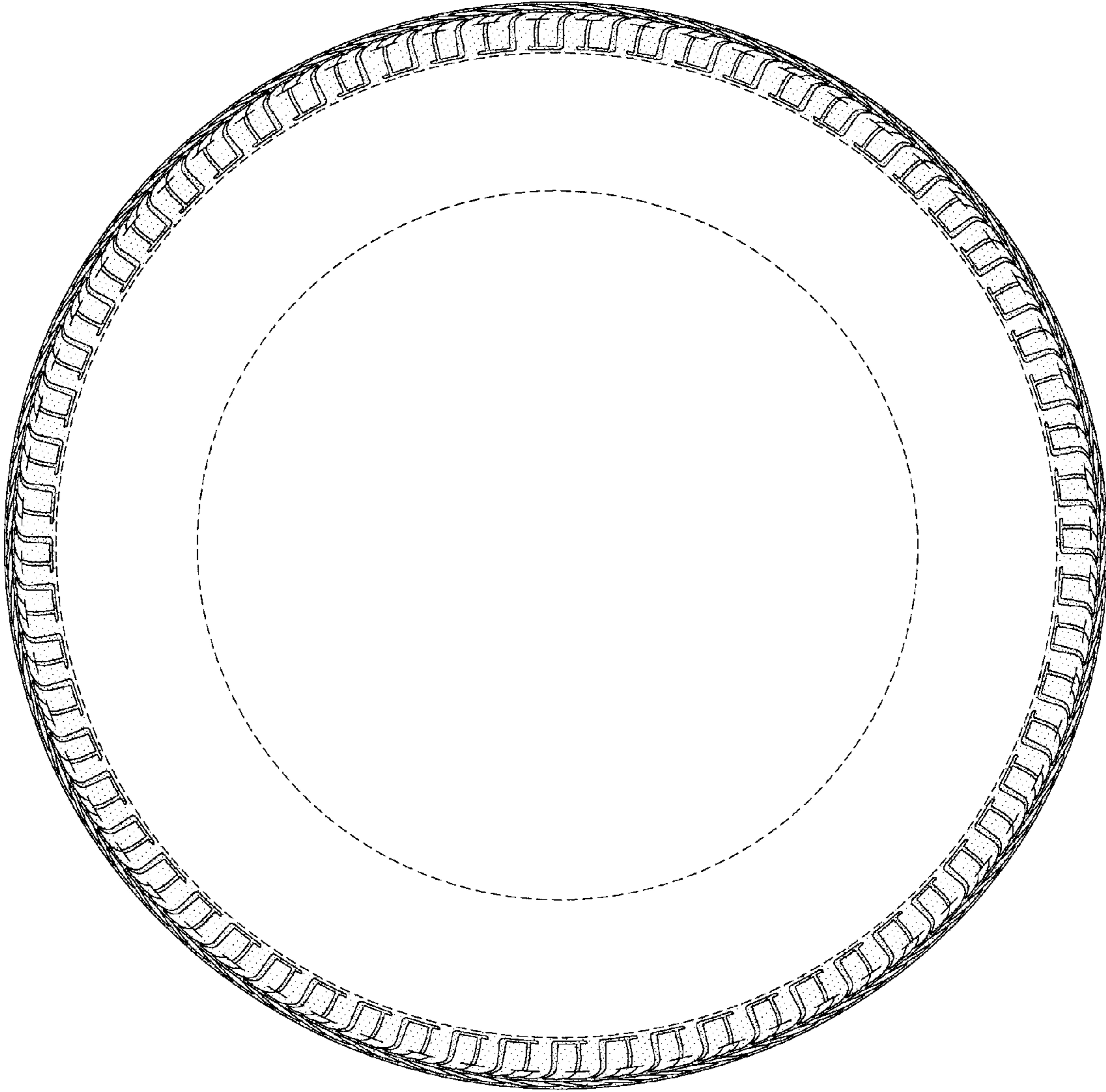


FIG-3

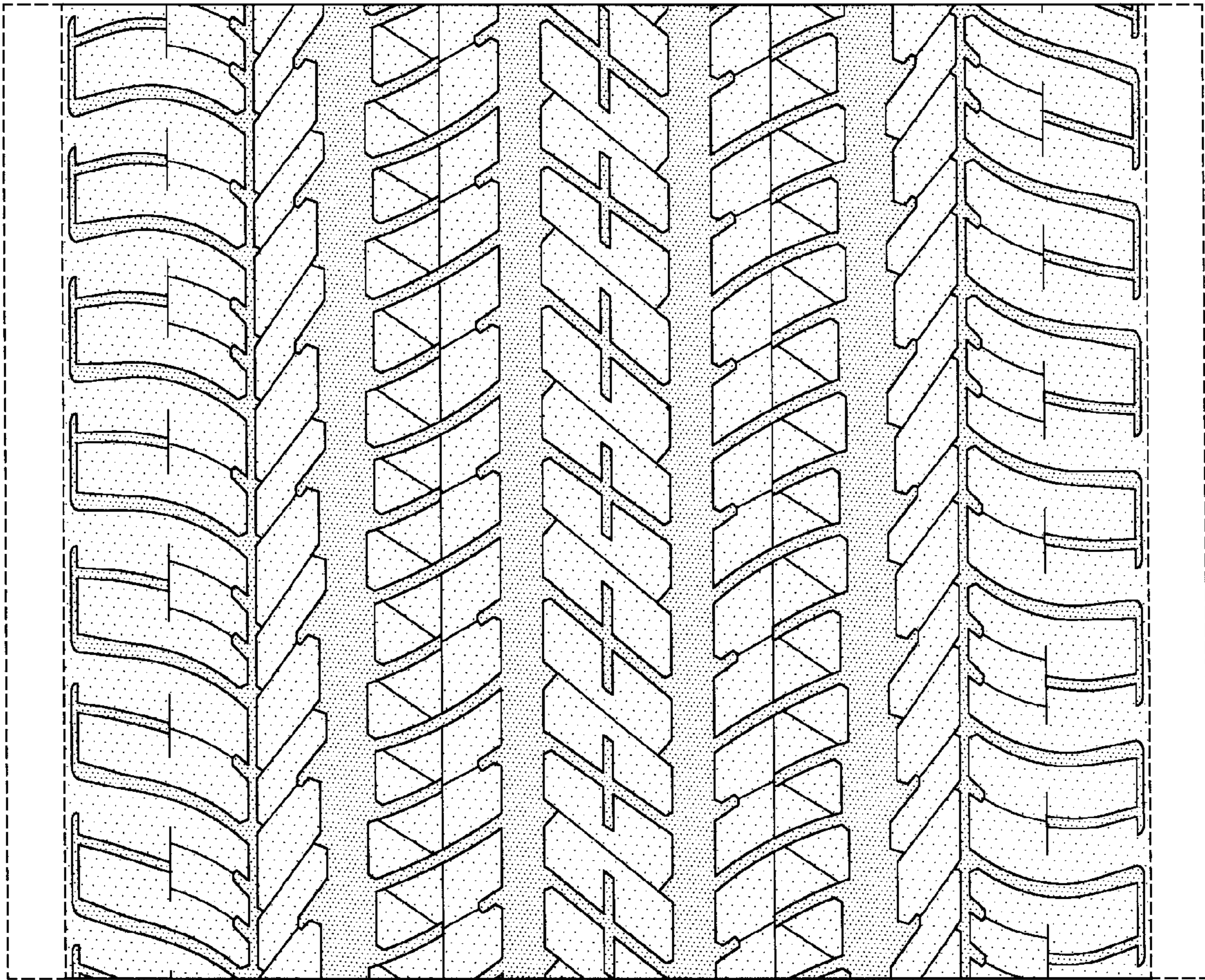


FIG-4

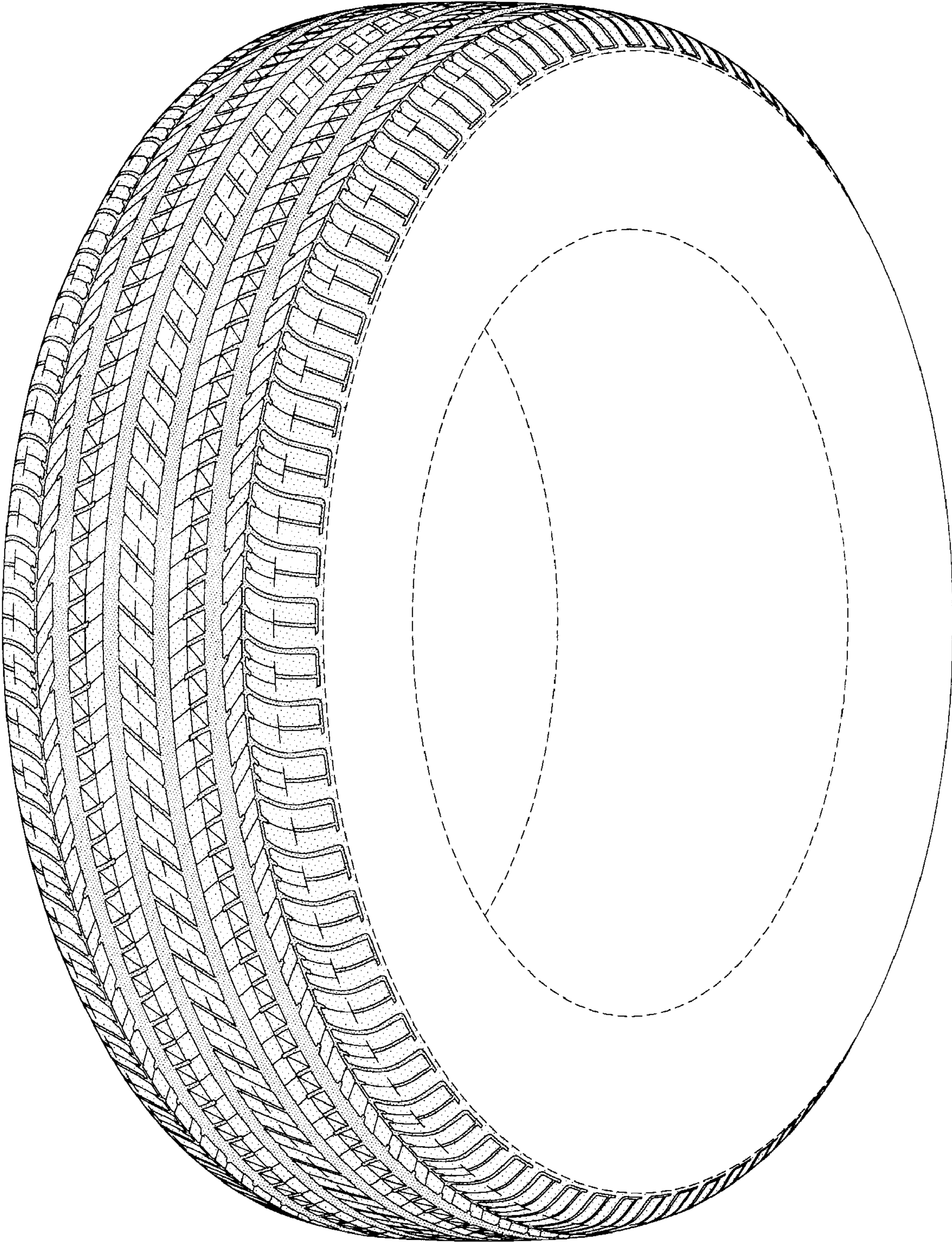


FIG-5

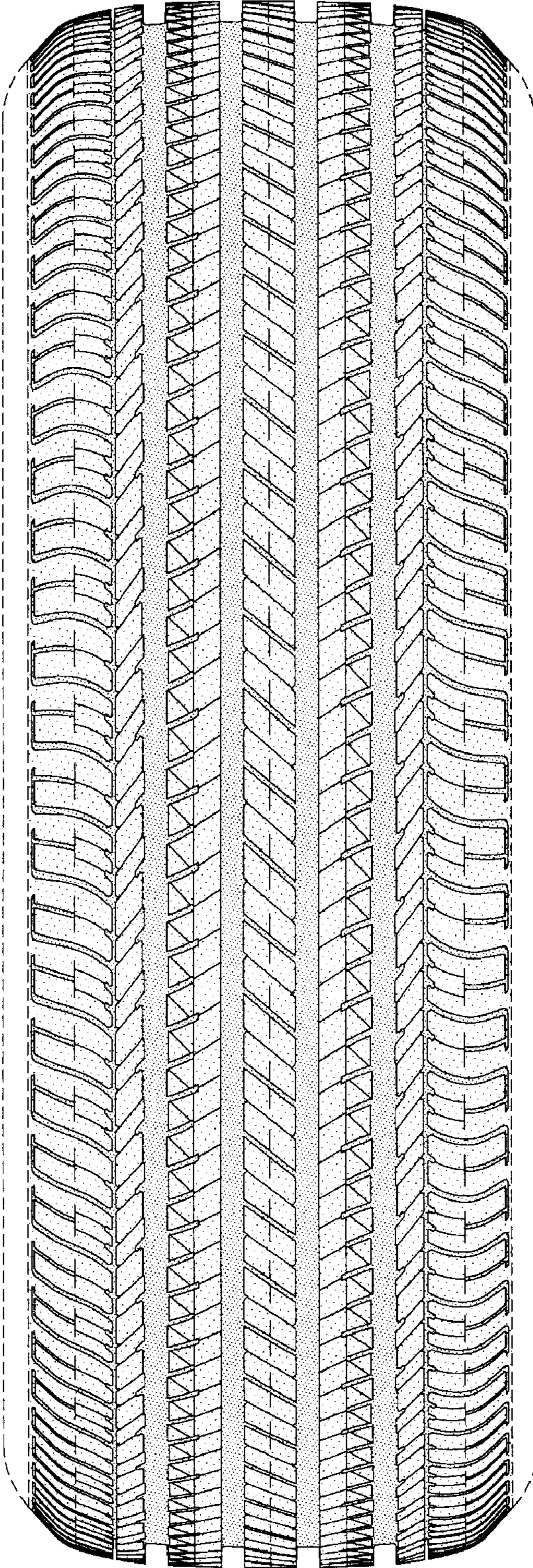


FIG-6

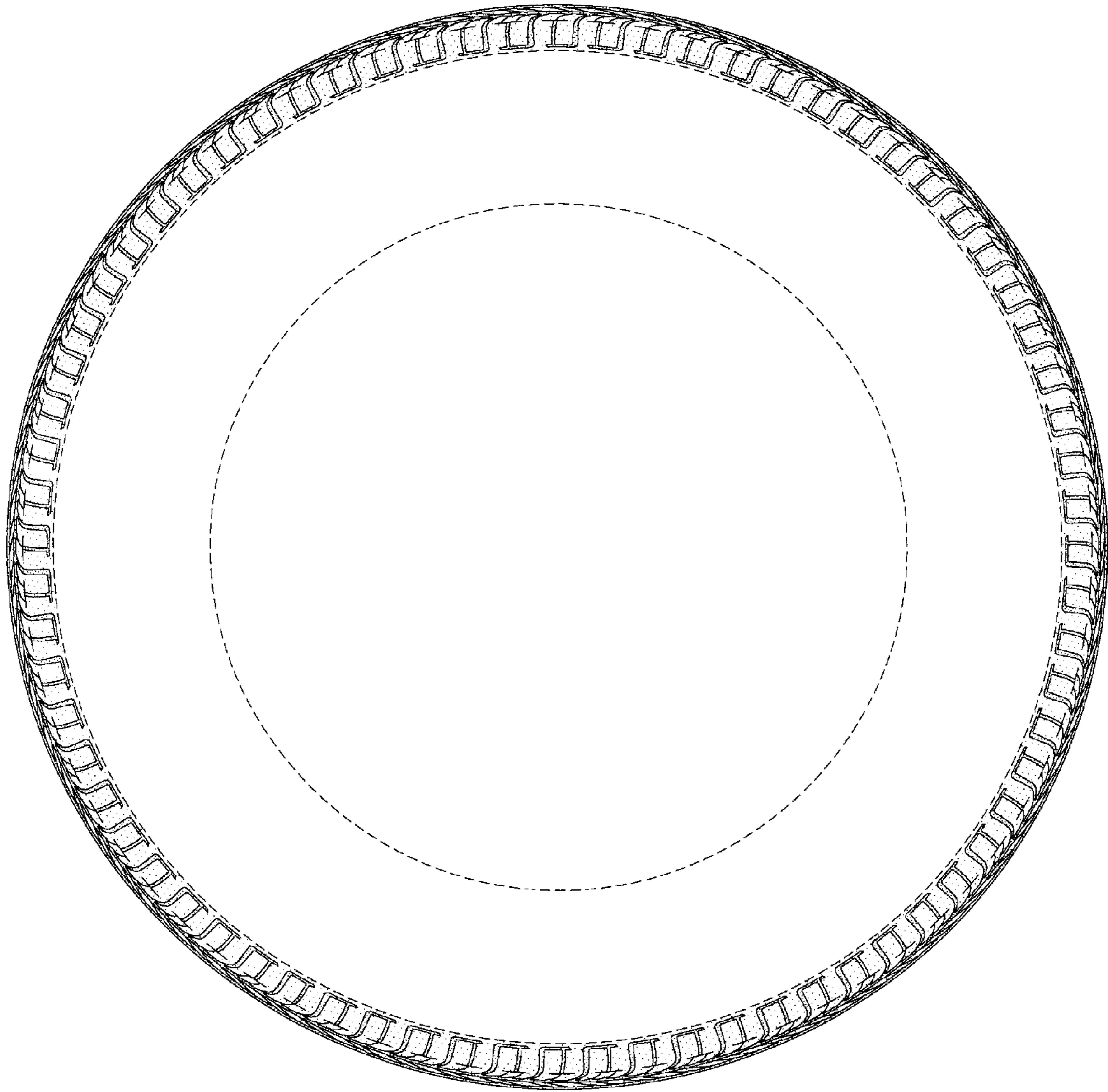


FIG-7

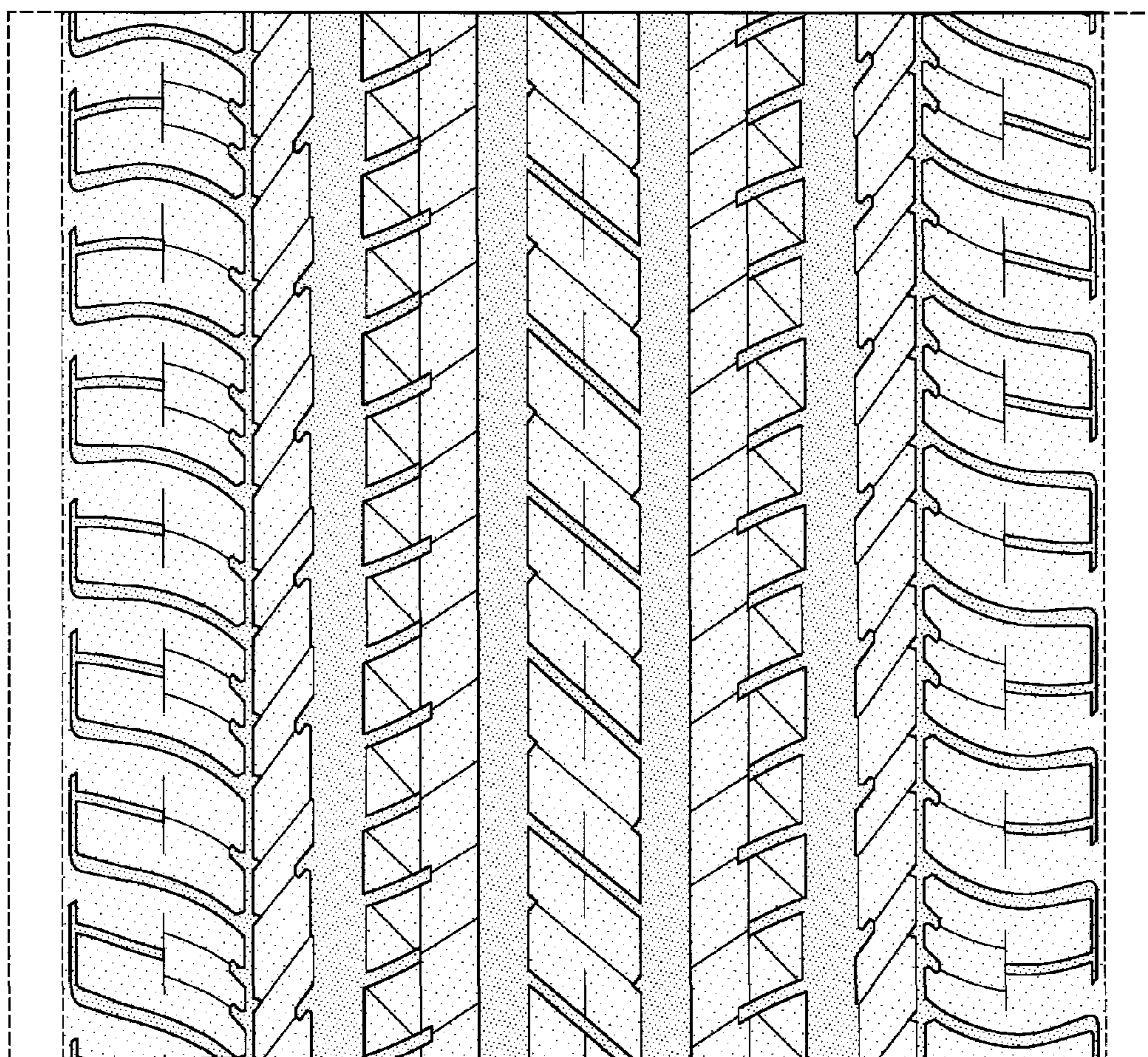


FIG-8