

US00D614117S

(12) **United States Design Patent**
Atkinson

(10) **Patent No.:** **US D614,117 S**

(45) **Date of Patent:** **** *Apr. 20, 2010**

(54) **TIRE**

(75) Inventor: **John Richard Atkinson**, North Curl
Curl (AU)

(73) Assignee: **Motoz Pty Ltd.**, Brookvale, North South
Wales (AU)

(**) Term: **14 Years**

(21) Appl. No.: **29/267,077**

(22) Filed: **Oct. 3, 2006**

(30) **Foreign Application Priority Data**

Sep. 15, 2006	(AU)	14160/2006
Sep. 15, 2006	(AU)	14161/2006
Sep. 15, 2006	(AU)	14162/2006
Sep. 15, 2006	(AU)	14163/2006
Sep. 15, 2006	(AU)	14164/2006
Sep. 15, 2006	(AU)	14165/2006
Sep. 15, 2006	(AU)	14166/2006

(51) **LOC (9) Cl.** **12-15**

(52) **U.S. Cl.** **D12/579**

(58) **Field of Classification Search** D12/505-603;
152/209.1, 209.12, 209.18, 209.25
See application file for complete search history.

(56) **References Cited**

U.S. PATENT DOCUMENTS

D254,367 S *	3/1980	Kamiya	D12/579
D254,665 S *	4/1980	Sato et al.	D12/579

4,311,179 A *	1/1982	Hayakawa et al.	152/209.11
D267,712 S *	1/1983	Tomoda	D12/571
D268,339 S *	3/1983	Inae et al.	D12/579
D268,662 S *	4/1983	Shirashoji	D12/571
D277,091 S *	1/1985	Sakaki	D12/571
D282,454 S *	2/1986	Tsai	D12/579
5,088,535 A *	2/1992	Potts et al.	152/209.11
D332,931 S *	2/1993	Marui	D12/536

* cited by examiner

Primary Examiner—Caron Veynar

Assistant Examiner—George D Kirschbaum

(74) *Attorney, Agent, or Firm*—Merchant & Gould P.C.

(57) **CLAIM**

The ornamental design for tire, as shown and described.

DESCRIPTION

FIG. 1 is left side elevational view of the tire and tread (the right side being a mirror image thereof);

FIG. 2 is an enlarged portion of the left side elevational view of FIG. 1 taken along portion 2—2;

FIG. 3 is a top plan view; and,

FIG. 4 is an enlarged portion of the top plan view of FIG. 3 taken along portion 4—4 (it being understood that the tread pattern repeats uniformly throughout the circumference of the tread).

The broken lines in FIGS. 1-2 are for the purpose of illustrating indicia located on the tire and form no part of the claimed design.

1 Claim, 4 Drawing Sheets

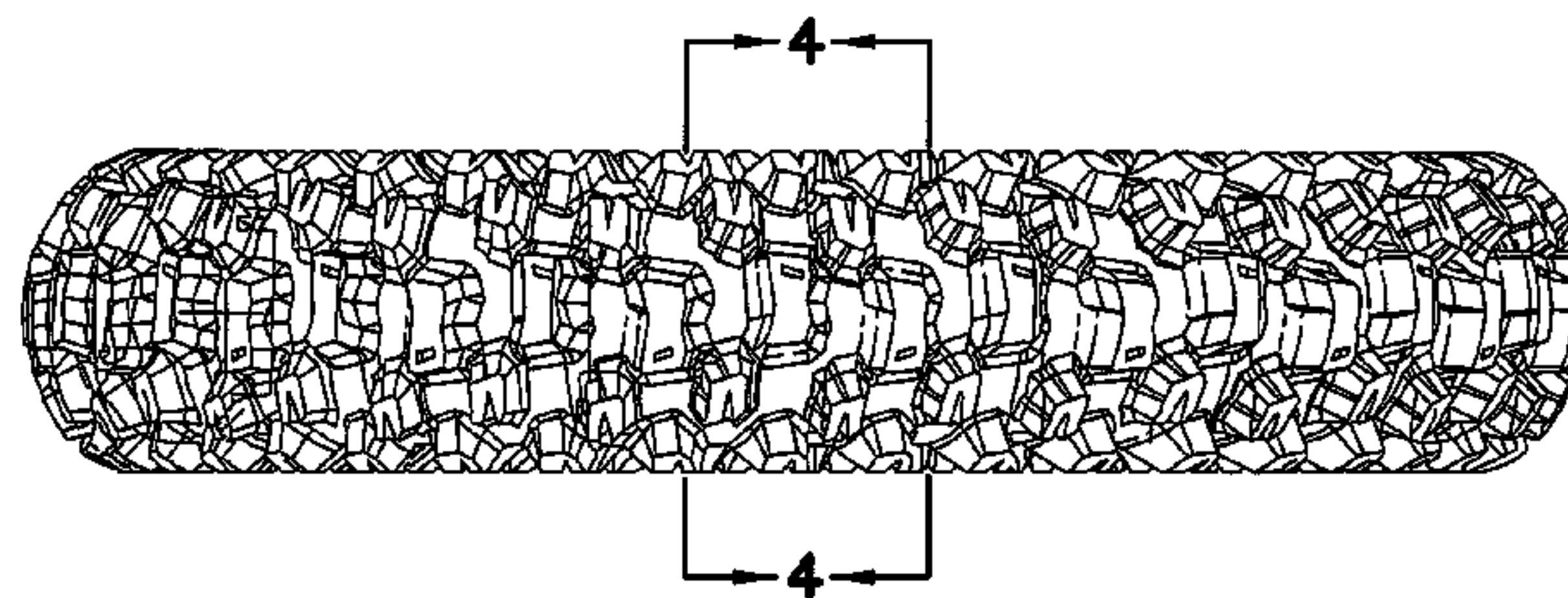
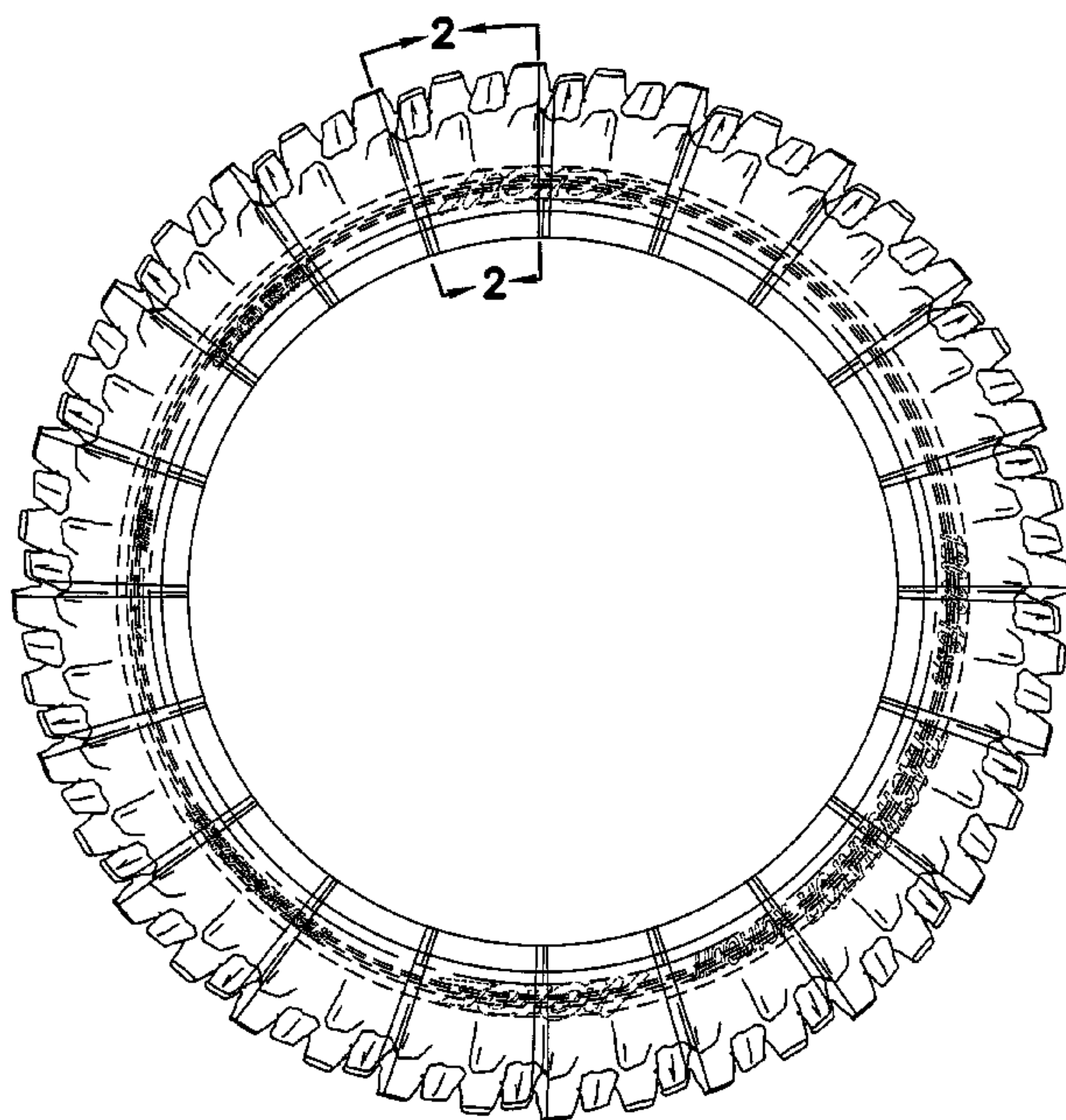


FIG. 1

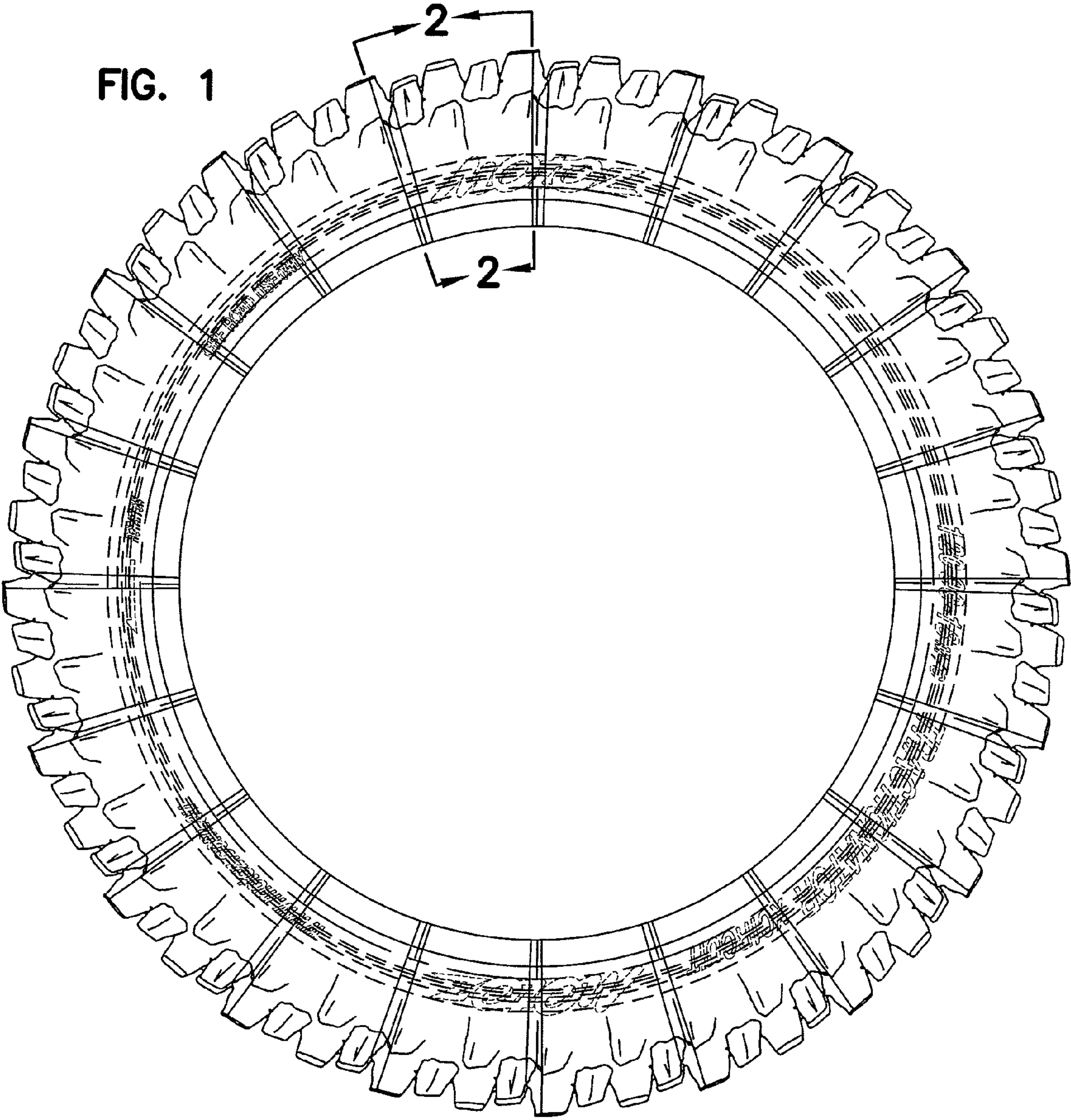


FIG. 2

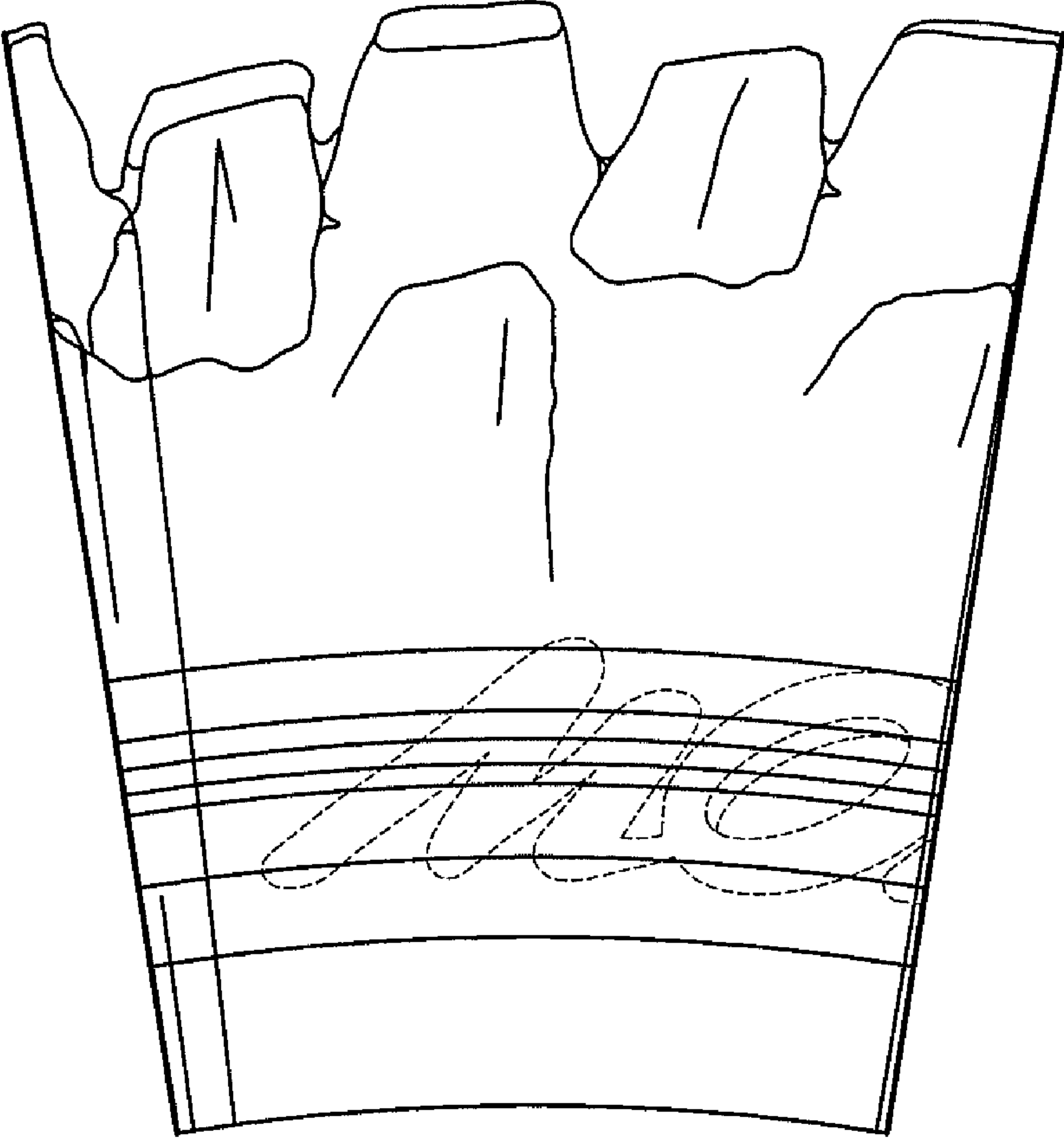


FIG. 3

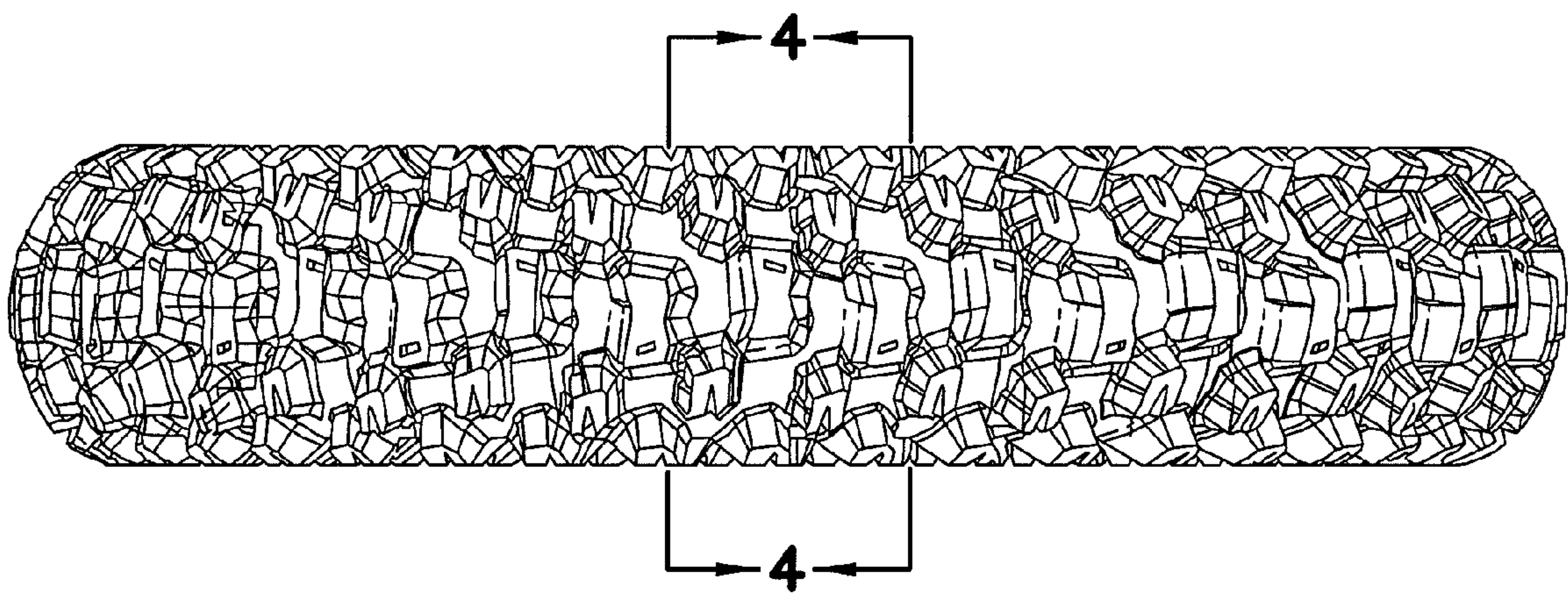


FIG. 4

