



US00D614116S

(12) **United States Design Patent**
Scheifele et al.

(10) **Patent No.:** **US D614,116 S**
(45) **Date of Patent:** **** *Apr. 20, 2010**

(54) **TIRE TREAD**

D467,223 S 12/2002 Baker et al.
D471,147 S 3/2003 Kuwajima

(75) Inventors: **Kevin Scheifele**, Atwater, OH (US);
Keith Dumigan, Akron, OH (US)

(73) Assignee: **Bridgestone Americas Tire Operations, LLC**

(Continued)

(**) Term: **14 Years**

OTHER PUBLICATIONS

(21) Appl. No.: **29/336,361**

James Garfield, Sears Bridgestone Weatherforce, 2008 Tread Design Guide, 2008, p. 45, vol. 42, Tire Guides, Inc., Boca Raton, FL, United States.

(22) Filed: **May 1, 2009**

(Continued)

(51) **LOC (9) Cl.** **12-15**

(52) **U.S. Cl.** **D12/559**

(58) **Field of Classification Search** D12/533,
D12/540, 543-567, 900-901; 152/209.1,
152/209.8-209.19, 209.25, 209.28, 455

Primary Examiner—Stacia Cadmus

(74) *Attorney, Agent, or Firm*—Thomas R. Kingsbury

See application file for complete search history.

(57) **CLAIM**

(56) **References Cited**

The ornamental design for a tire tread, as shown and described.

U.S. PATENT DOCUMENTS

DESCRIPTION

1,499,276 A	6/1924	Williams	
D284,750 S *	7/1986	Kawabata et al.	D12/565
D287,236 S *	12/1986	Yonekura et al.	D12/543
D304,435 S *	11/1989	Himuro et al.	D12/559
D333,455 S *	2/1993	Himuro et al.	D12/565
D346,349 S *	4/1994	Himuro et al.	D12/565
D362,420 S *	9/1995	Heinen et al.	D12/564
D423,421 S *	4/2000	Young	D12/559
D429,190 S *	8/2000	Baker	D12/559
D429,191 S	8/2000	Baker	
D430,827 S *	9/2000	Baker	D12/559
D430,828 S	9/2000	Baker	
D456,763 S	5/2002	Graas	
D456,765 S	5/2002	Weber et al.	
D459,290 S	6/2002	Weber et al.	
D459,291 S	6/2002	Ratliff, Jr. et al.	
D459,293 S	6/2002	Baker et al.	
D461,763 S	8/2002	Kuramochi et al.	
D462,647 S	9/2002	Heinen	
D462,649 S	9/2002	Smith et al.	
D464,610 S *	10/2002	Demagall et al.	D12/559
D464,611 S	10/2002	Hutz et al.	
D464,932 S	10/2002	Hanya	

FIG. 1 is a side perspective view of a tire tread showing our new design, it being understood that the tread pattern is repeated throughout the circumference of the tire tread, the opposite side being the same as that shown;

FIG. 2 is a front elevational view thereof the opposite side being identical thereto;


FIG. 3 is a side elevational view of the right side thereof;

FIG. 4 is a side elevational view of the left side thereof; and,

FIG. 5 is an enlarged fragmentary front elevational view thereof.

The broken lines defining the tire sidewall, inner bead, and the peripheral boundary between the claimed tire tread and sidewall are for illustrative purposes only and form no part of the claimed design.

1 Claim, 5 Drawing Sheets



US D614,116 S

Page 2

U.S. PATENT DOCUMENTS

D471,148 S	3/2003	Heinen	D524,237 S	7/2006	Labbe et al.
D471,151 S	3/2003	Otsuji	D525,192 S	7/2006	Shondel et al.
D472,513 S	4/2003	Akiyama et al.	D525,580 S	7/2006	Weber et al.
D473,183 S	4/2003	Murata	D530,267 S	10/2006	Umstot et al.
D484,455 S	12/2003	Leynaert et al.	D531,116 S	10/2006	Heinen et al.
D484,847 S	1/2004	Hanya	D531,955 S	11/2006	Fontaine et al.
D485,230 S	1/2004	Williams	D533,132 S	12/2006	Fontaine et al.
D485,802 S	1/2004	Hiro	D534,481 S	1/2007	Marchand
D486,442 S	2/2004	Kuwajima	D534,482 S	1/2007	Schmalix et al.
D487,053 S	2/2004	Masuko	D534,483 S	1/2007	Graas et al.
D489,036 S	4/2004	Irimiya	D535,247 S	1/2007	Shondel et al.
D491,129 S	6/2004	Maxwell	D535,248 S	1/2007	Ashton et al.
D491,881 S	6/2004	Ebiko et al.	D540,249 S	4/2007	Lo
D491,884 S	6/2004	Abe	D542,217 S	5/2007	Heinen et al.
D492,245 S	7/2004	Heinen et al.	D544,827 S	6/2007	Lee
D492,642 S	7/2004	Heinen et al.	D548,678 S	8/2007	Welbes et al.
D495,293 S	8/2004	Tahira	D548,679 S	8/2007	de Briey-Terlinden et al.
D501,445 S	2/2005	Brayer et al.	D549,160 S	8/2007	Shinohara et al.
D501,821 S	2/2005	Hitzky et al.	D551,613 S	9/2007	Lo
D501,822 S	2/2005	Ratliff, Jr. et al.	D557,196 S	12/2007	Fugier et al.
D502,141 S	2/2005	Marazzi et al.	D559,769 S	1/2008	Heinen et al.
D502,142 S	2/2005	Hoshi	D559,771 S	1/2008	Robert et al.
D503,373 S	3/2005	Marazzi et al.	D572,187 S	7/2008	Himuro
D503,374 S	3/2005	Maxwell et al.	D583,753 S *	12/2008	Licht et al. D12/565
D506,722 S	6/2005	Nonaka	D597,477 S *	8/2009	Ogawa D12/559
D506,971 S	7/2005	Iga et al.			
D507,233 S	7/2005	Daisho et al.			
D507,519 S	7/2005	Lo			
D510,903 S	10/2005	Kuramochi et al.			
D511,739 S	11/2005	Yamane et al.			
D513,729 S	1/2006	Lash et al.			
D522,962 S	6/2006	Ishida et al.			

OTHER PUBLICATIONS

James Garfield, Sears Bridgestone Weatherforce Plus, 2008 Tread Design Guide, 2008, p. 45, vol. 42, Tire Guides, Inc., Boca Raton, FL, United States.

U.S. Appl. No. 29/336,361, Scheifele, Kevin.

U.S. Appl. No. 29/339,921, Scheifele, Kevin.

* cited by examiner

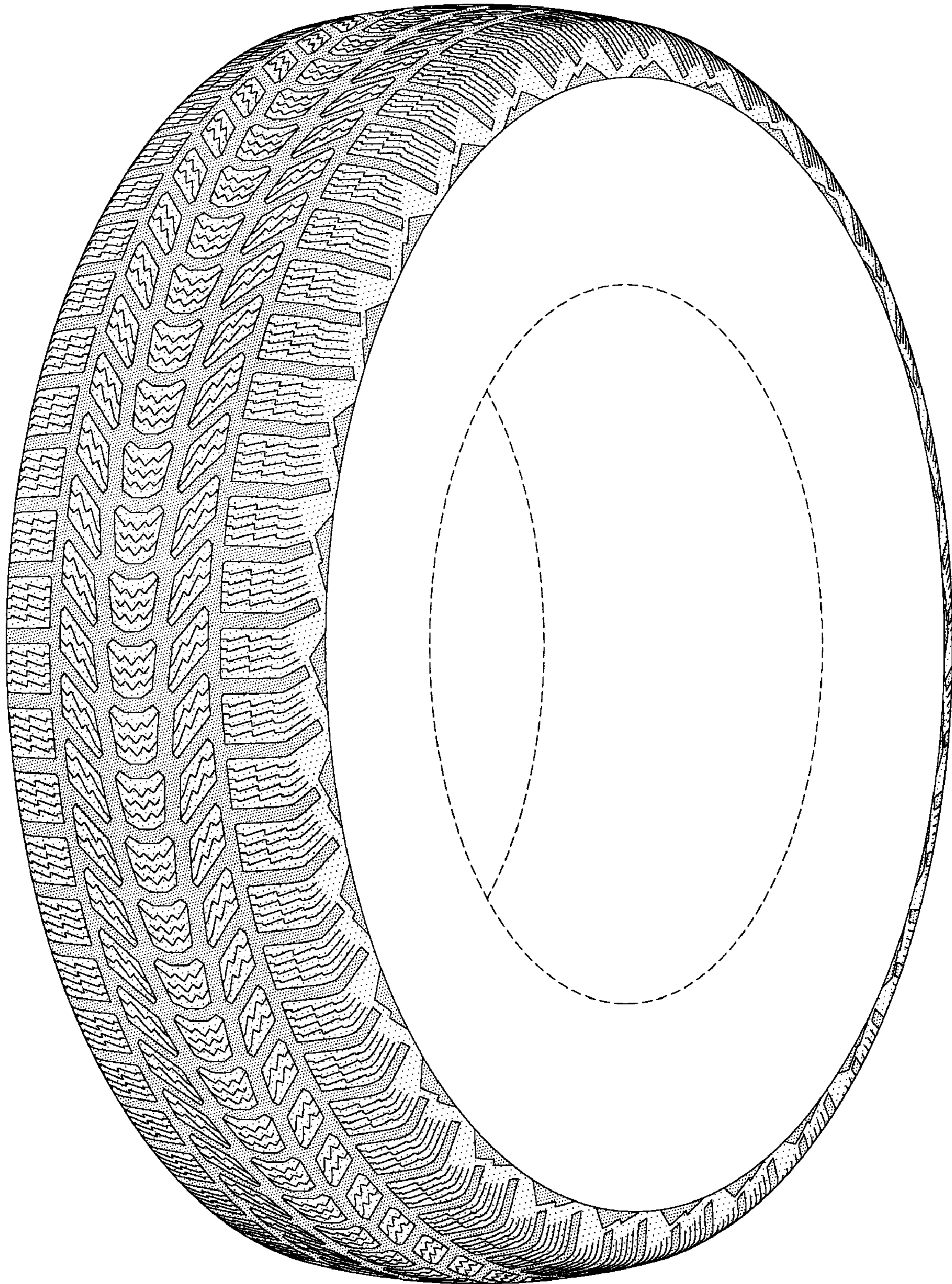


FIG-1

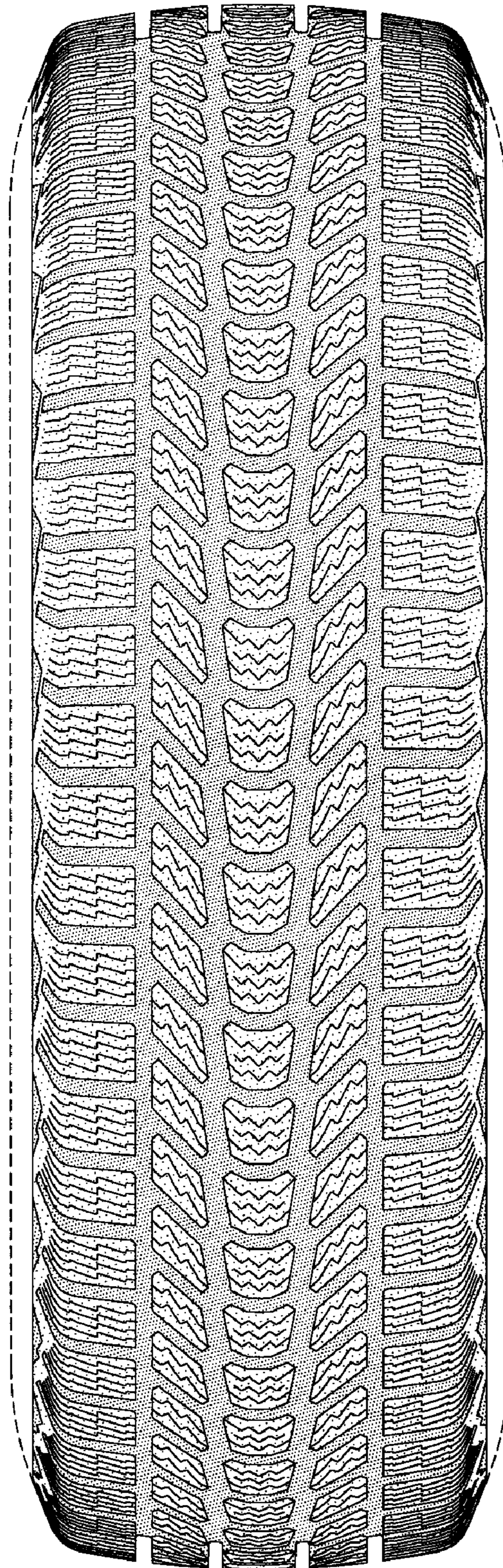


FIG-2

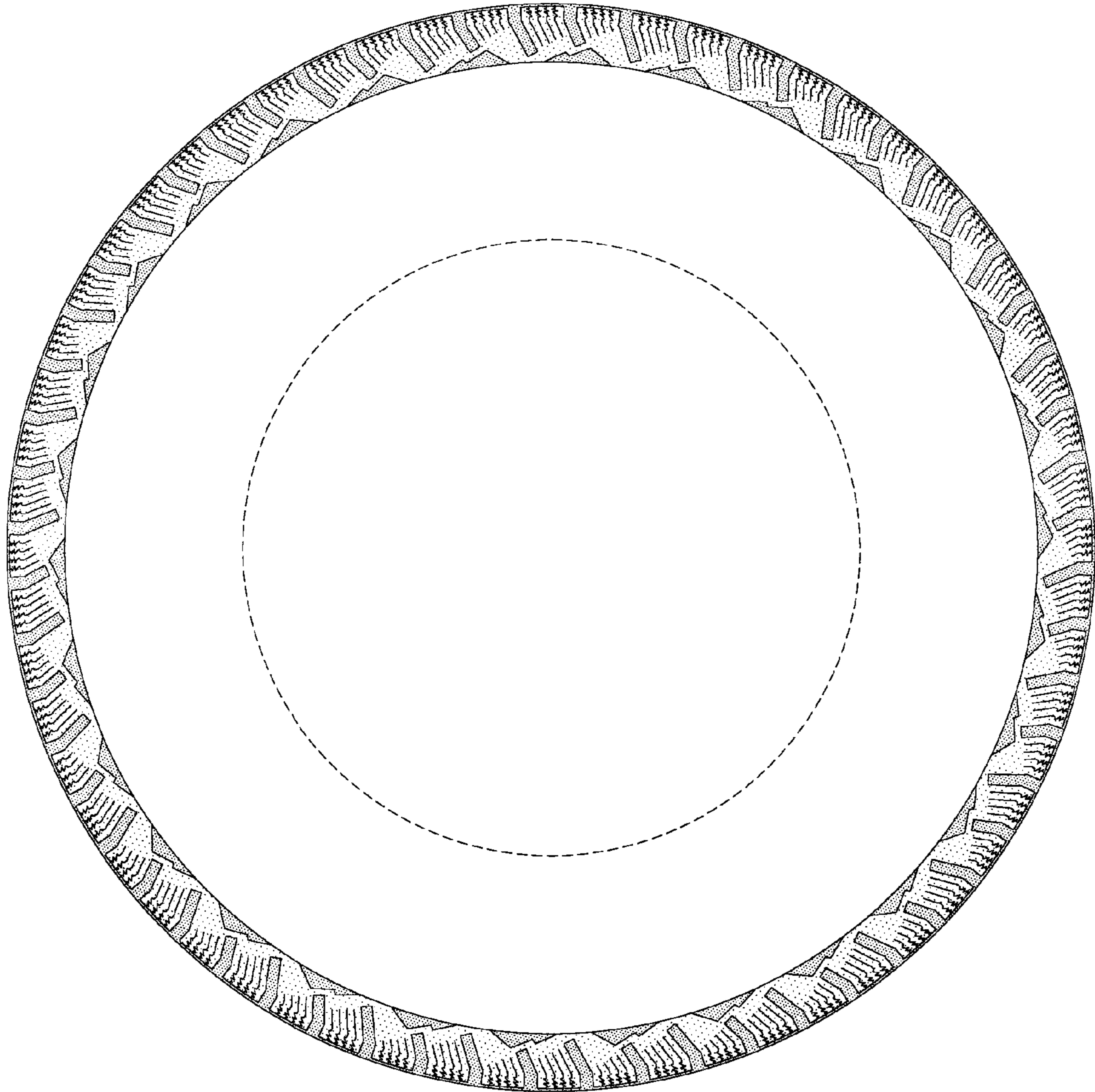


FIG-3

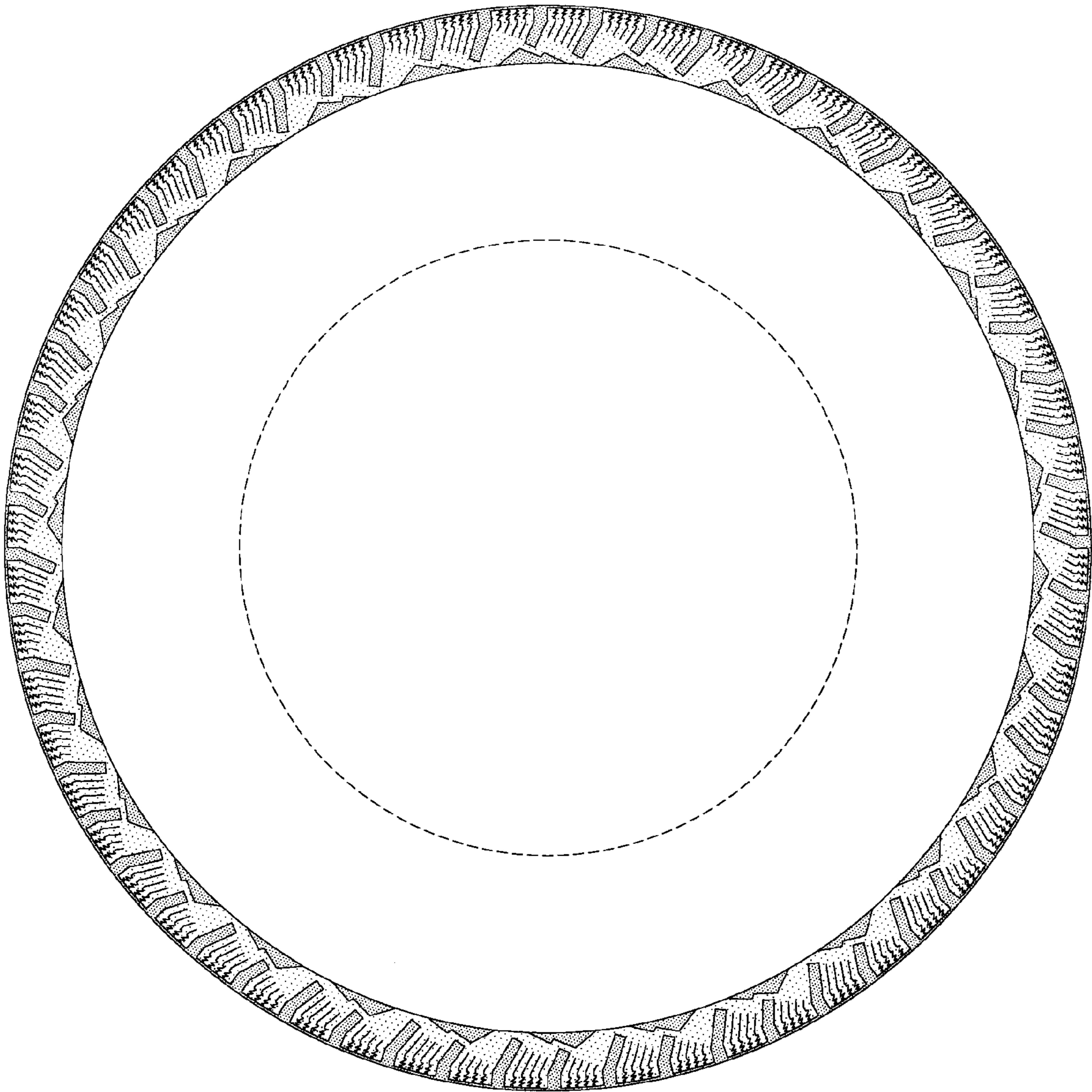


FIG-4




FIG-5