



US00D614115S

(12) **United States Design Patent**  
**Guering**

(10) **Patent No.:** **US D614,115 S**  
(45) **Date of Patent:** **\*\* Apr. 20, 2010**

(54) **SEAT FOR A COMMERCIAL AIRCRAFT PASSENGER CABIN**

(75) Inventor: **Bernard Guering**, Montrabe (FR)

(73) Assignee: **Airbus Operations S.A.S.**, Toulouse Cedex (FR)

(\*\*) Term: **14 Years**

(21) Appl. No.: **29/275,963**

(22) Filed: **Jan. 10, 2007**

(30) **Foreign Application Priority Data**

Jul. 13, 2006 (EM) ..... 000572375

(51) **LOC (9) Cl.** ..... **12-07**

(52) **U.S. Cl.** ..... **D12/345**

(58) **Field of Classification Search** ..... D12/345,  
D12/106, 20, 42, 43, 317, 319, 356, 183,  
D12/195, 192, 415; D6/349, 350, 355, 492,  
D6/332, 356, 511, 357, 491, 381, 448; 297/118,  
297/343; 244/118.1, 118.2, 118.5, 118.6,  
244/119, 120, 121, 122 R; D14/308, 140.2;  
D13/184, 163; D25/58

See application file for complete search history.

(56) **References Cited**

**U.S. PATENT DOCUMENTS**

D286,586 S *	11/1986	Radford	.....	D6/334
D330,811 S *	11/1992	Genova et al.	.....	D6/381
D372,367 S *	8/1996	Bonaddio et al.	.....	D6/375
D372,805 S *	8/1996	Bonaddio et al.	.....	D6/375
D405,854 S *	2/1999	Grant	.....	D21/687
D482,535 S *	11/2003	Williams et al.	.....	D6/334
D494,772 S *	8/2004	Kagan	.....	D6/381
D510,486 S *	10/2005	Karl	.....	D6/334
D533,364 S *	12/2006	Gehry	.....	D6/334
D576,820 S *	9/2008	Priestman	.....	D6/381
D578,318 S *	10/2008	Laflamme	.....	D6/381

**OTHER PUBLICATIONS**

U.S. Appl. No. 29/275,960; Title: Aircraft; filed Jan. 10, 2007.

U.S. Appl. No. 29/275,962; Title: Front Portion of an Aircraft; filed Jan. 10, 2007.

\* cited by examiner

*Primary Examiner*—Cathron C Brooks

*Assistant Examiner*—Kevin K Rudzinski

(74) *Attorney, Agent, or Firm*—Osler, Hoskin & Harcourt LLP

(57) **CLAIM**

The ornamental design for a seat for a commercial aircraft passenger cabin, as shown and described.

**DESCRIPTION**

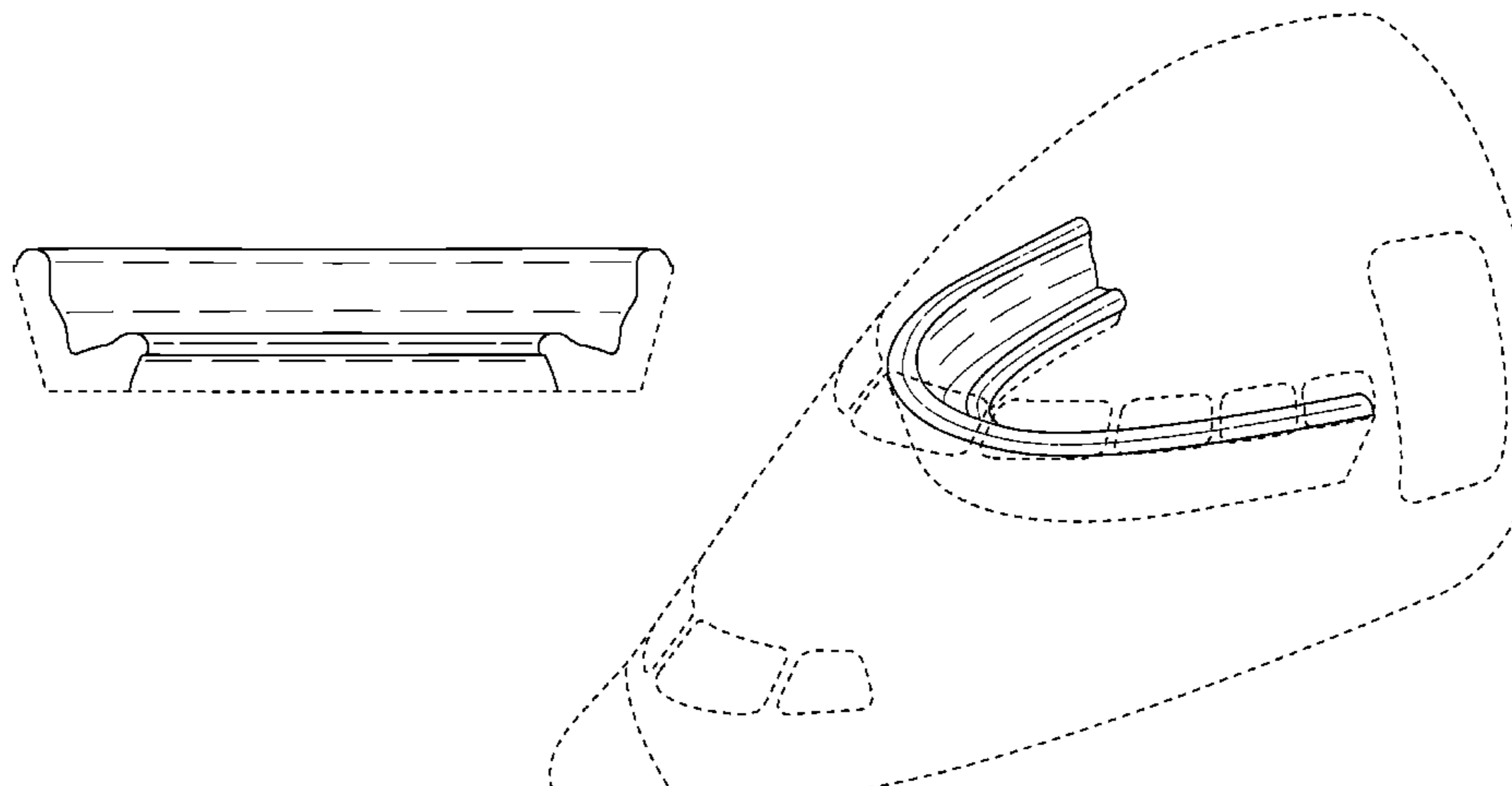
FIG. 1 is a rear-right side perspective view of a seat for a commercial aircraft passenger cabin according to my design; FIG. 2 is a rear elevation view thereof; FIG. 3 is a front elevation view thereof; FIG. 4 is a left side elevation view thereof; FIG. 5 is a right side elevation view thereof; FIG. 6 is a top plan view thereof; FIG. 7 is a close-up front-right side perspective view thereof; FIG. 8 is a rear-right side perspective view of the seat of FIG. 1 shown in a front portion of a commercial aircraft passenger cabin; and,

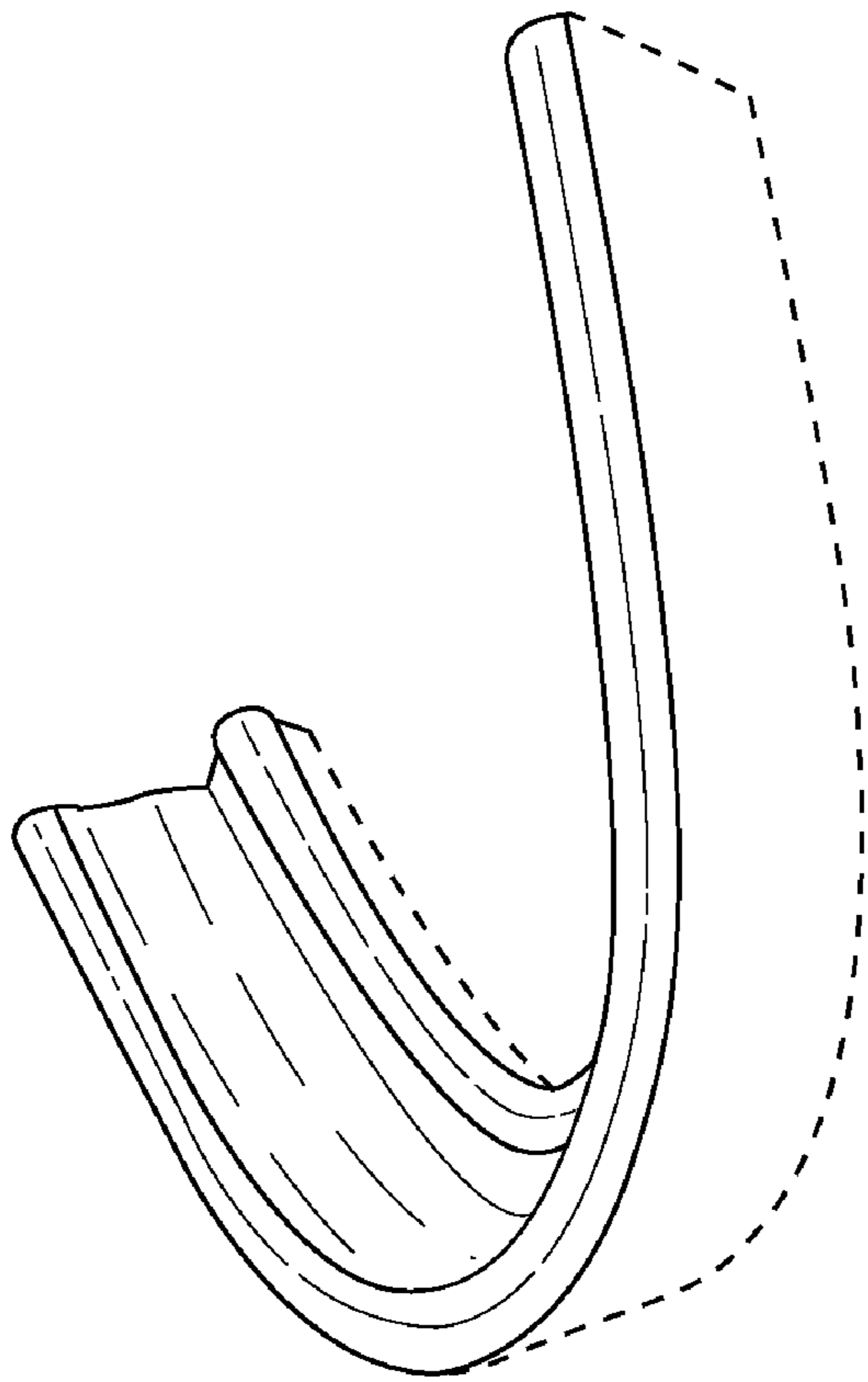
FIG. 9 is a front elevation view of the seat and cabin shown in FIG. 8.

No bottom plan view is included as no features of the claimed design are visible therein.


Throughout the Figures, the broken lines on the seat represent the unclaimed boundaries of the claimed design, with the shaded areas being part of the claimed design and the non-shaded areas forming no part of the claimed design. The broken lines showing environment are for illustrative purposes only and form no part of the claimed design.

**1 Claim, 9 Drawing Sheets**







**FIG. 1**




**FIG. 2**



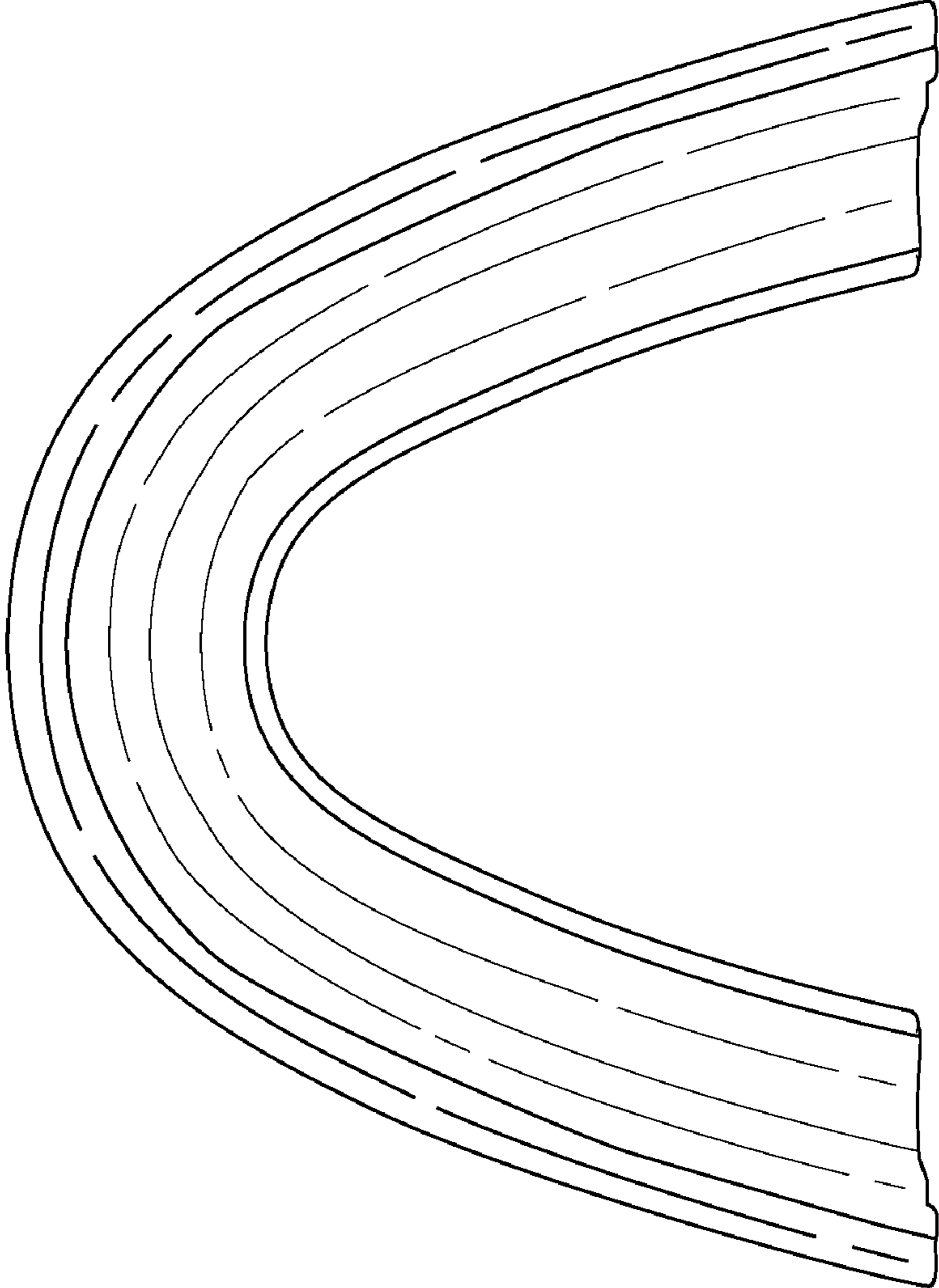
**FIG. 3**



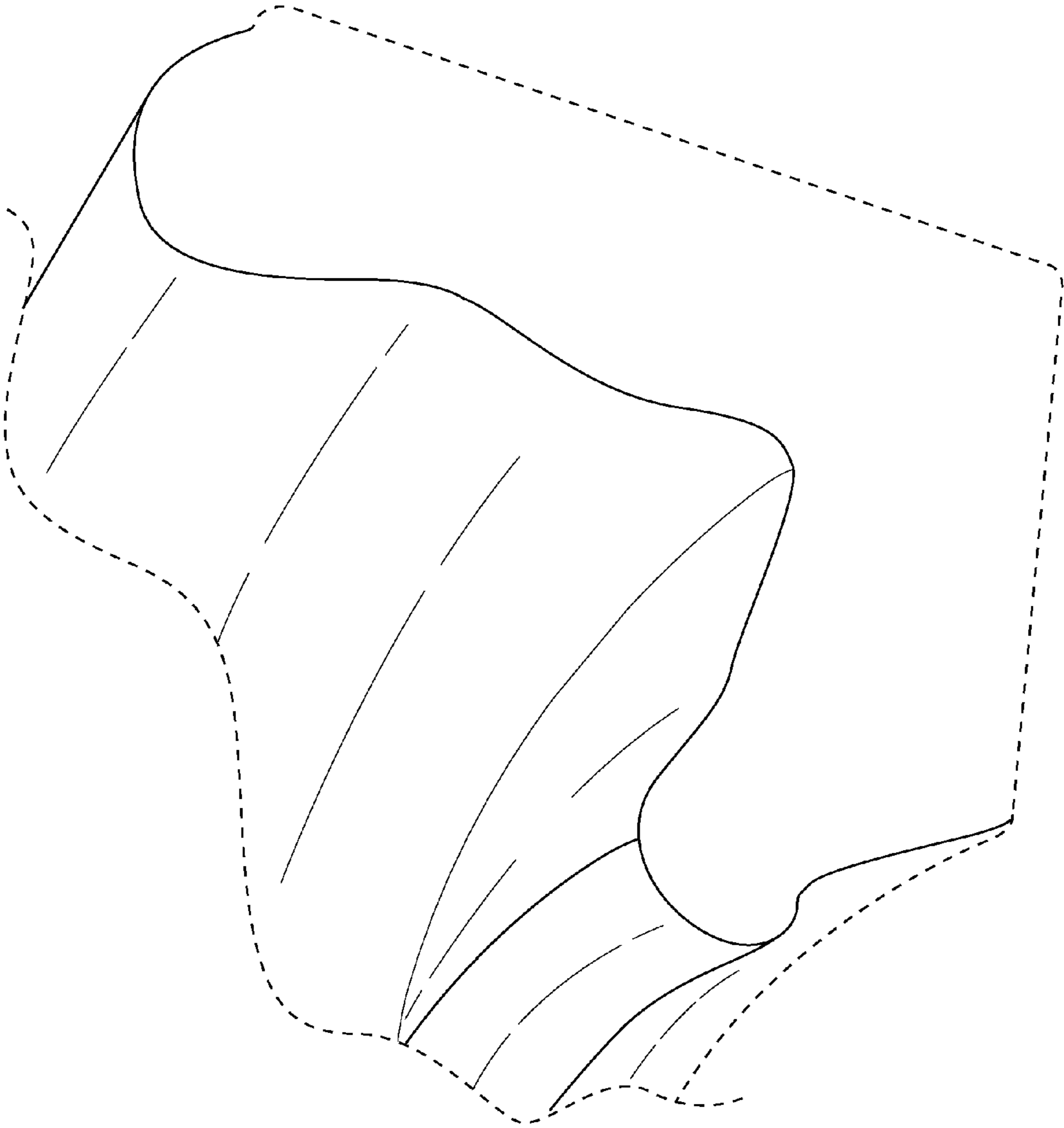
**FIG. 4**



**FIG. 5**

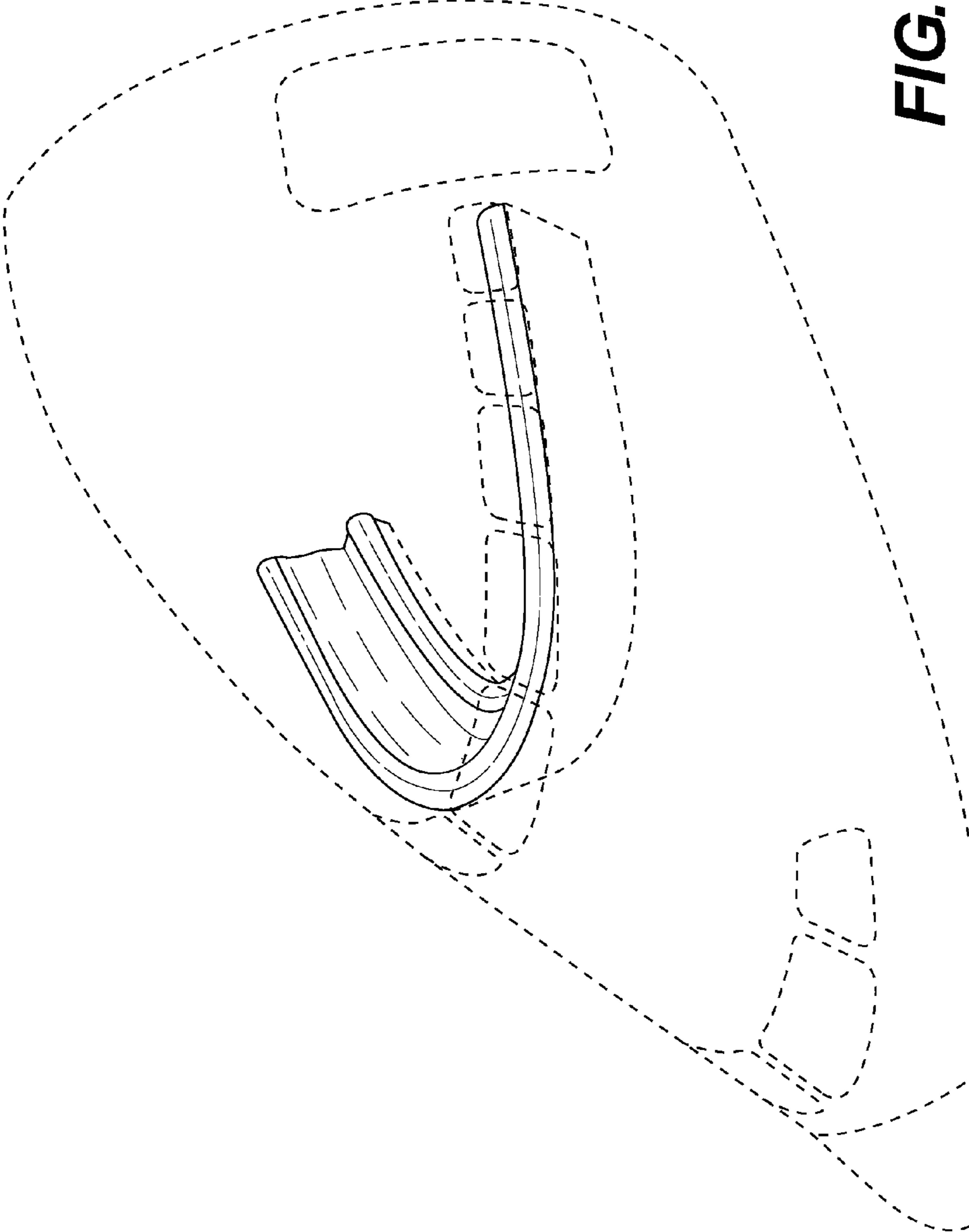


**FIG. 6**

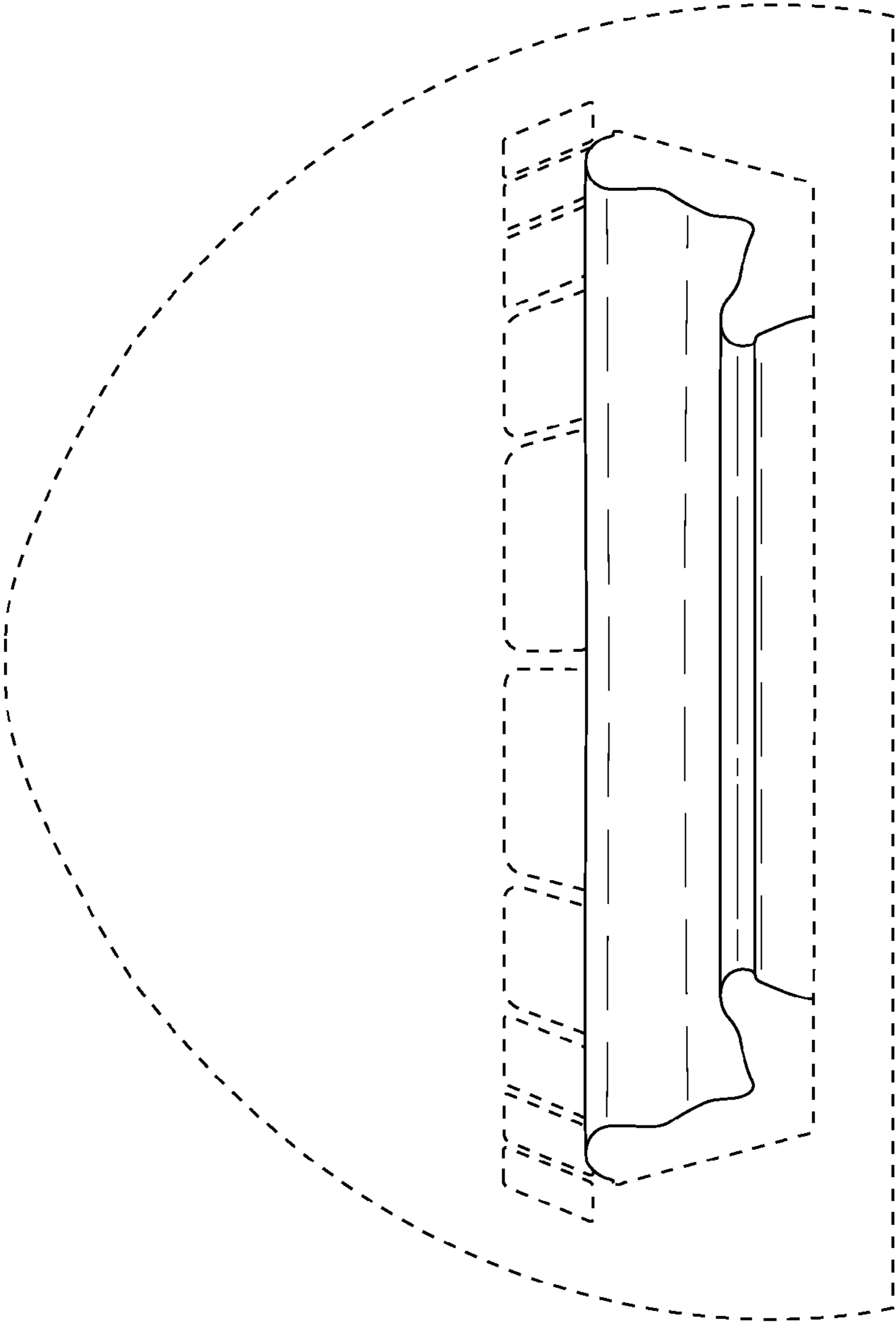


**FIG. 7**





**FIG. 8**



**FIG. 9**