



US00D614105S

(12) **United States Design Patent**  
**Elliott et al.**

(10) **Patent No.:** **US D614,105 S**

(45) **Date of Patent:** **\*\* Apr. 20, 2010**

(54) **VEHICLE FRONT BUMPER COVER OUTER PANEL**

(75) Inventors: **Peter Elliott**, Pascoe Vale (AU); **David Carl Dewitt**, Ivanhoe (AU); **Craig S. Metros**, Melbourne (AU); **Scott Strong**, Warrandyte (AU); **Michael C. Huang**, Heidelberg Heights (AU)

(73) Assignee: **Ford Global Technologies, LLC**, Dearborn, MI (US)

(\*\*) Term: **14 Years**

(21) Appl. No.: **29/342,251**

(22) Filed: **Aug. 20, 2009**

(51) **LOC (9) Cl.** ..... **12-16**

(52) **U.S. Cl.** ..... **D12/196; D12/169**

(58) **Field of Classification Search** ..... D12/169, D12/196, 90-92, 86, 181, 191, 400; 293/102, 293/113, 115, 117, 120; 296/180.1-180.5, 296/91; 280/727, 770, 848; 180/903

See application file for complete search history.

(56) **References Cited**

**U.S. PATENT DOCUMENTS**

- D584,207 S \* 1/2009 Mikami et al. .... D12/196
- D597,010 S \* 7/2009 Varga ..... D12/196
- D599,721 S \* 9/2009 Jung et al. .... D12/164
- D603,307 S \* 11/2009 Jung et al. .... D12/164

**OTHER PUBLICATIONS**

Ford Ranger 3.0 TDCI Wild Track Melbourne, Australia 2009, Feb. 27, 2009, <http://www.facts.ford.com>.

Houston Cars, May 19, 2009, 2012 Ford Ranger Spy Shots, <http://www.houstoncars.org/2012-ford-ranger-spy-shots.php>.

The Grayline, Jun. 10, 2009, 2012 Ford Ranger Spy Pic, <http://the-grayline.com/2009/06/10/2012-ford-ranger-spy-pic>.

\* cited by examiner

*Primary Examiner*—Melody N Brown

(74) *Attorney, Agent, or Firm*—Damian Porcari

(57) **CLAIM**

An ornamental design for a vehicle front bumper cover outer panel, as shown and described.

**DESCRIPTION**

FIG. 1 is a left side elevational view of a left vehicle front bumper cover outer panel (the right vehicle front bumper cover outer panel being a mirror image and is not shown);

FIG. 2 is a right side elevational view of the vehicle front bumper cover outer panel;

FIG. 3 is a front elevational view of the vehicle front bumper cover outer panel;

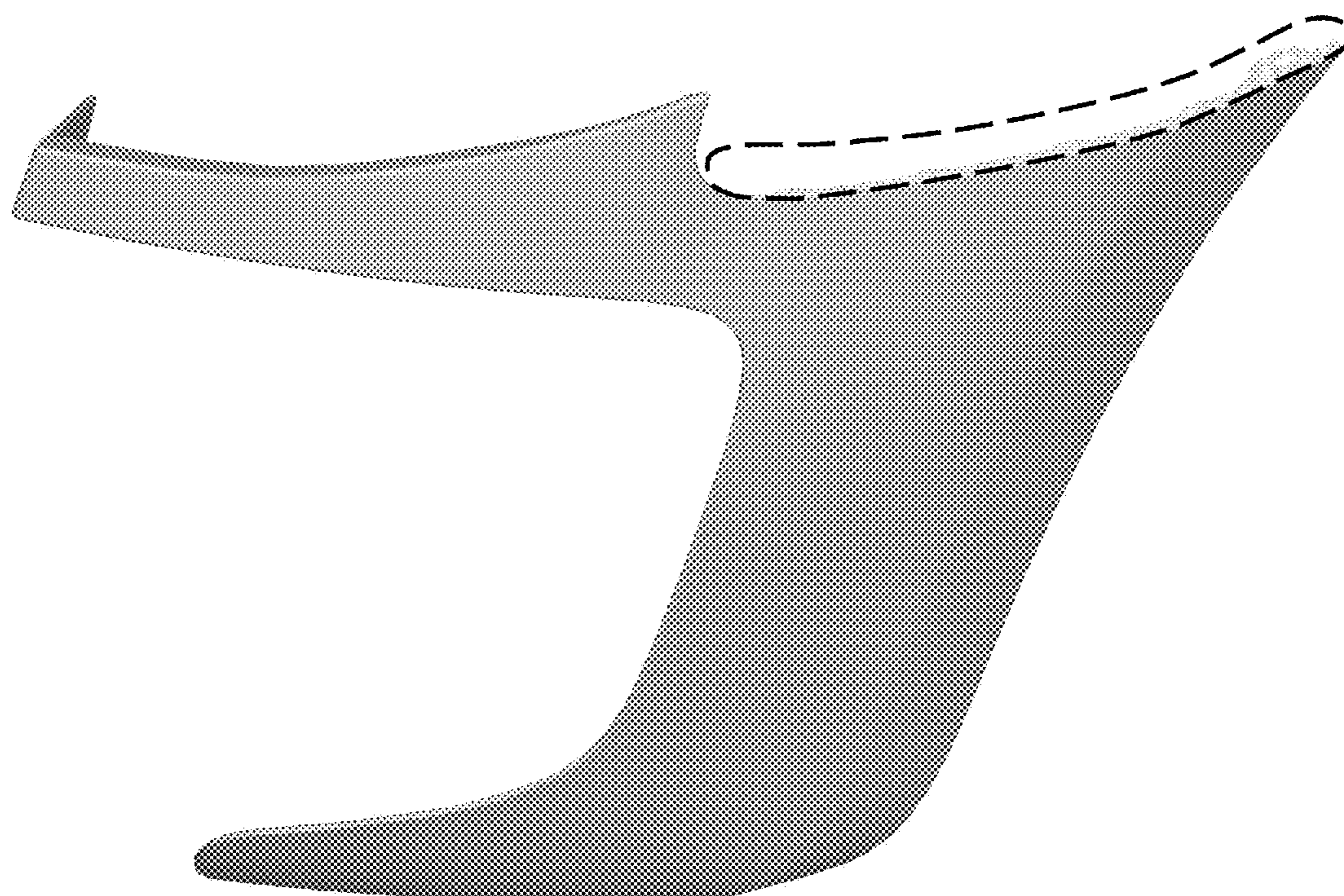
FIG. 4 is a top plan view of the vehicle front bumper cover outer panel;

FIG. 5 is a bottom plan view of the vehicle front bumper cover outer panel; and,

FIG. 6 is a perspective view of the vehicle front bumper cover outer panel.

The broken lines and surface members enclosed in the broken lines shown in the faded lighter tones are for illustrative purpose only and form no part of the claimed design.

**1 Claim, 6 Drawing Sheets**



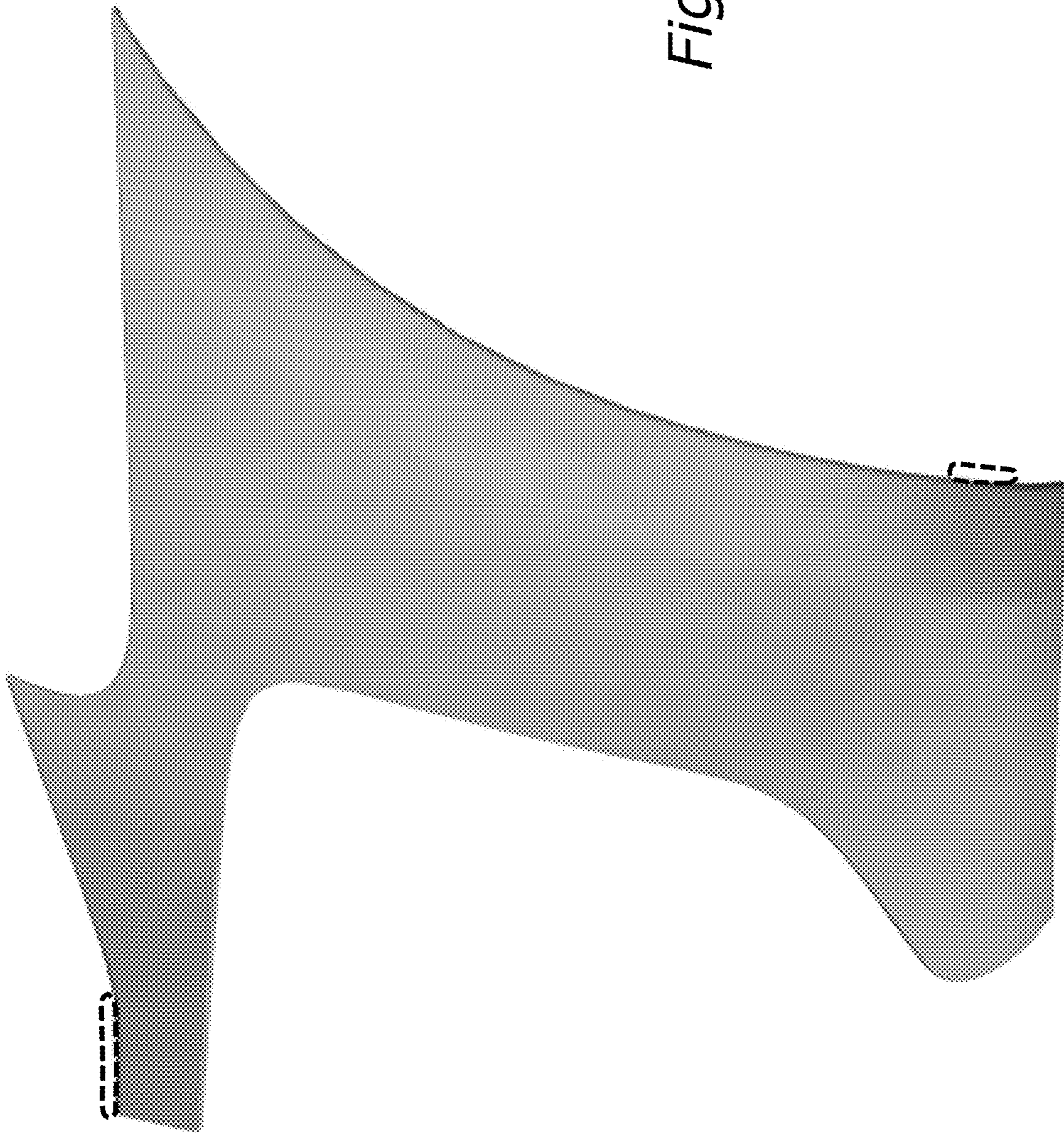


Figure 1

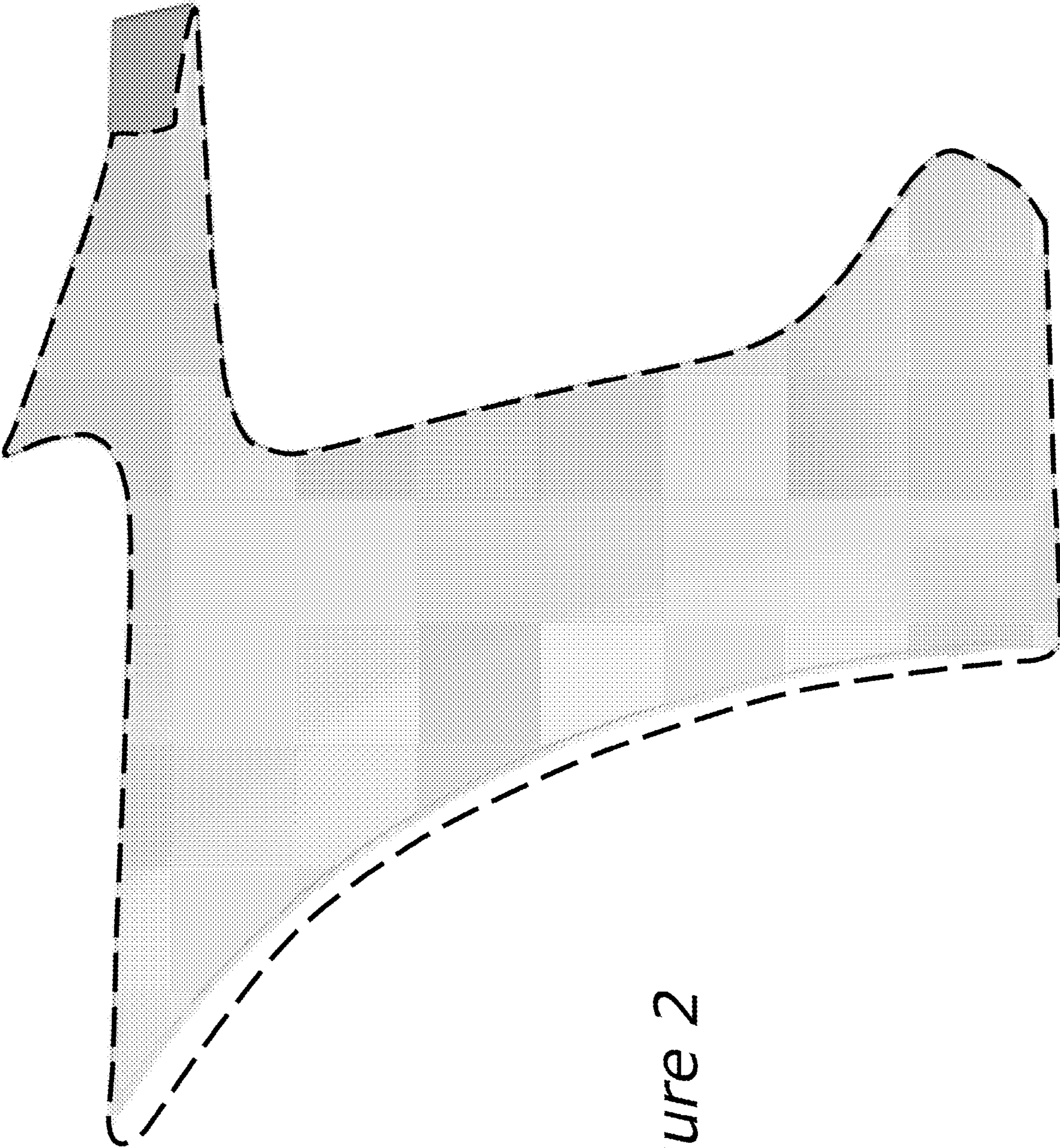


Figure 2




Figure 3

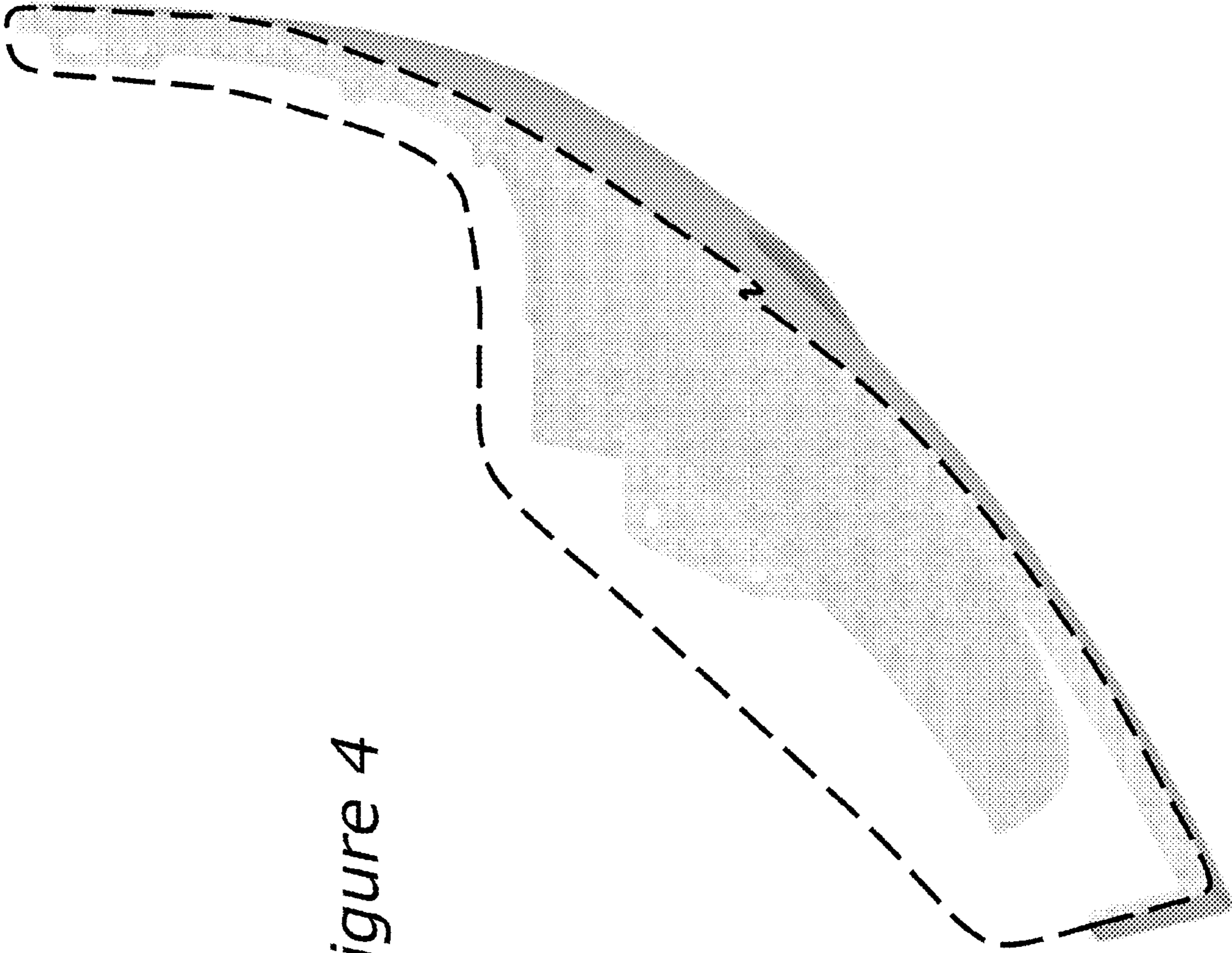
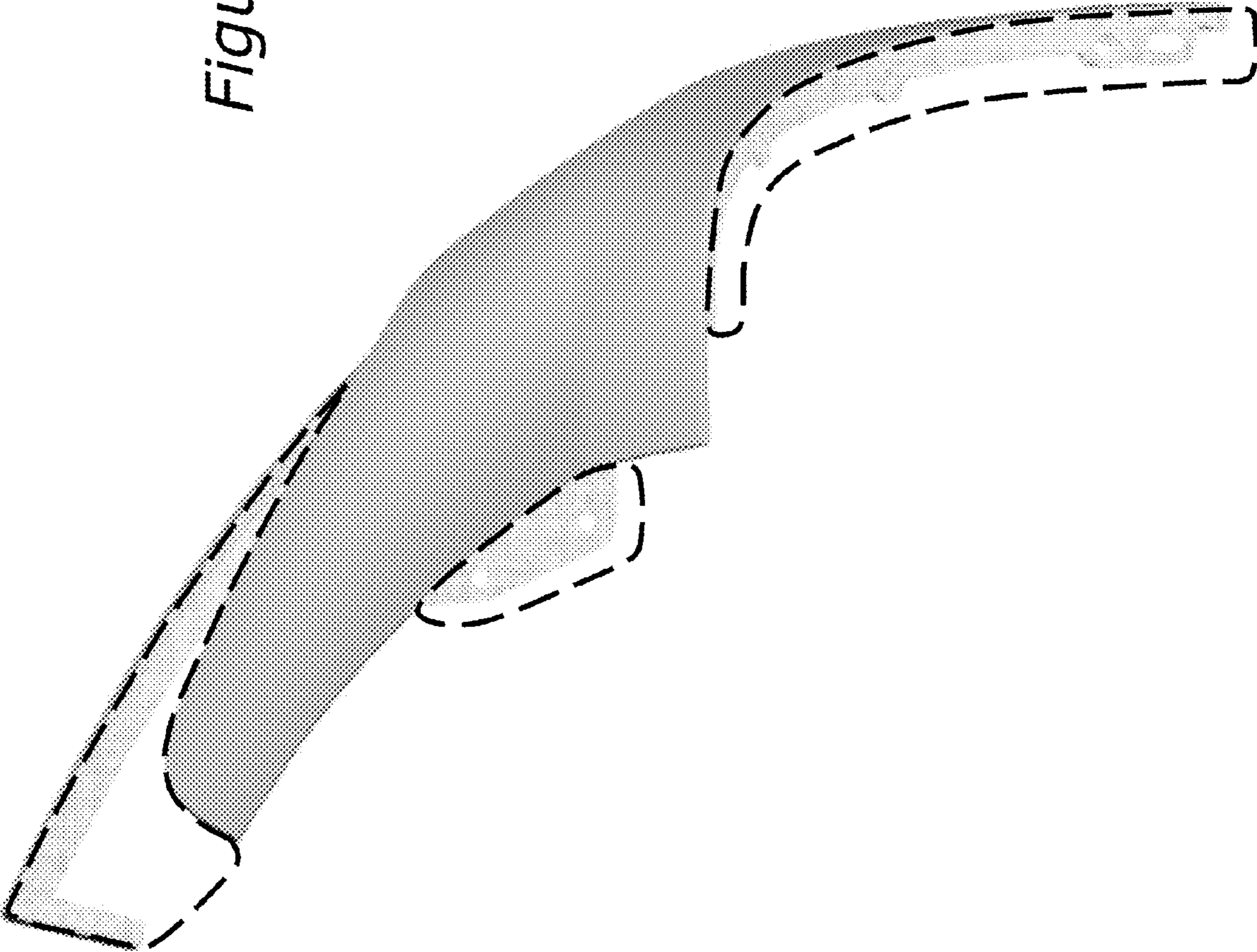


Figure 4

Figure 5



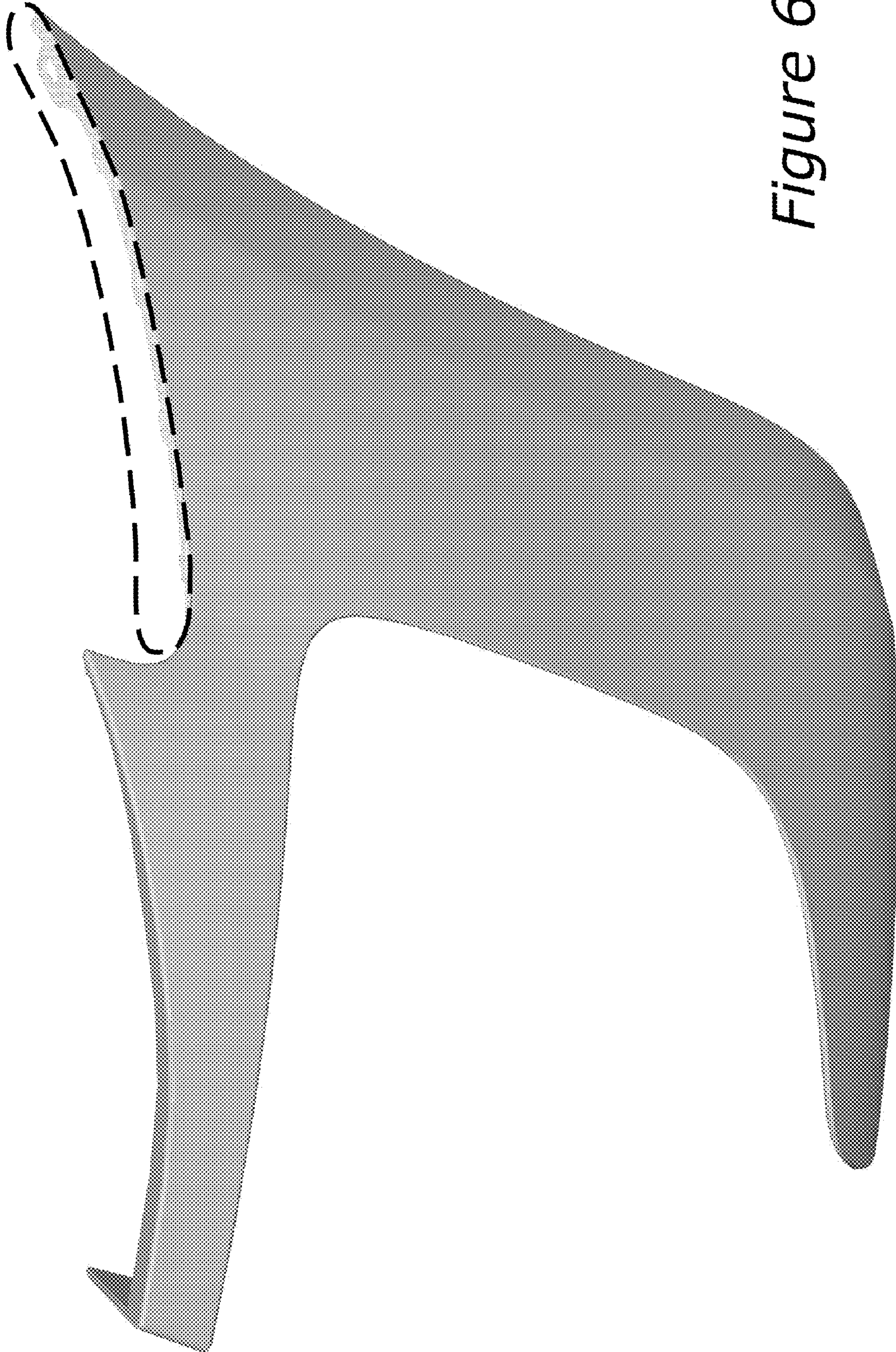


Figure 6