



US00D614103S

(12) **United States Design Patent**
Biddulph et al.

(10) **Patent No.:** **US D614,103 S**

(45) **Date of Patent:** **** Apr. 20, 2010**

(54) **ENGINE MUFFLER**

(75) Inventors: **Christopher John Biddulph**,
Stoke-on-Trent (GB); **Ian John Fowler**,
Birmingham (GB); **Jon Bagnell**, Sutton
Coldfield (GB); **Roy Richmond**, Studley
(GB); **Martin Duffield**, Rugeley (GB)

(73) Assignee: **UAV Engines Limited**, Staffordshire
(GB)

(**) Term: **14 Years**

(21) Appl. No.: **29/330,083**

(22) Filed: **Dec. 29, 2008**

(30) **Foreign Application Priority Data**

Jul. 7, 2008 (EM) 000964671-0001

(51) **LOC (9) Cl.** **12-16**

(52) **U.S. Cl.** **D12/194**

(58) **Field of Classification Search** D12/194;
D15/5; 293/113; 29/890.08; 180/89.2, 296,
180/309; 181/247-249, 264, 282, 239-241,
181/227, 228; 138/44, 37-39, 103, 109;
60/303, 313, 323

See application file for complete search history.

(56) **References Cited**

U.S. PATENT DOCUMENTS

D363,908 S * 11/1995 Maag D12/194

5,653,303 A * 8/1997 Kawamoto 180/219
D452,672 S * 1/2002 Kim D12/194
7,044,266 B2 * 5/2006 Petracek 181/269
D537,396 S * 2/2007 Drew et al. D12/194
2003/0131897 A1 * 7/2003 Letourneau 138/39

* cited by examiner

Primary Examiner—T. Chase Nelson

Assistant Examiner—Michael A Pratt

(74) *Attorney, Agent, or Firm*—Gordon & Jacobson, PC

(57) **CLAIM**

The ornamental design for an engine muffler, as shown and described.

DESCRIPTION

FIG. 1 is a perspective view of an engine muffler in accordance with the present invention.

FIG. 2 is a top side view of the engine muffler of FIG. 1.

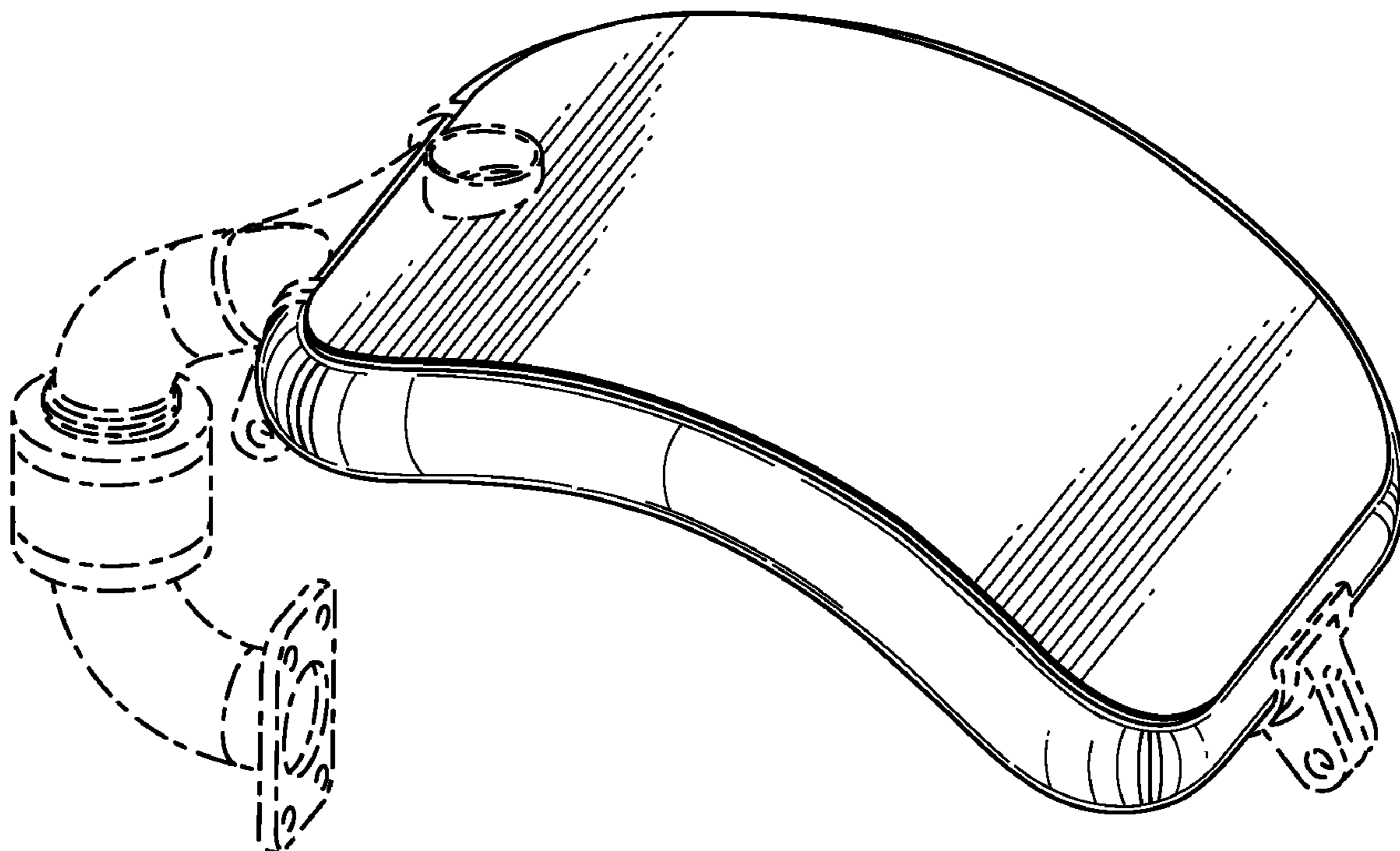
FIG. 3 is a back view of the engine muffler of FIG. 1.

FIG. 4 is a front view of the engine muffler of FIG. 1; and,

FIG. 5 is a right side view of the engine muffler of FIG. 1, wherein the left side view is a mirror image thereof.

In the drawings, the evenly-spaced dot-dot broken lines indicate the boundaries of the claim; the dash-dot broken lines depict unclaimed environment. The broken lines form no part of the claimed design.

1 Claim, 5 Drawing Sheets



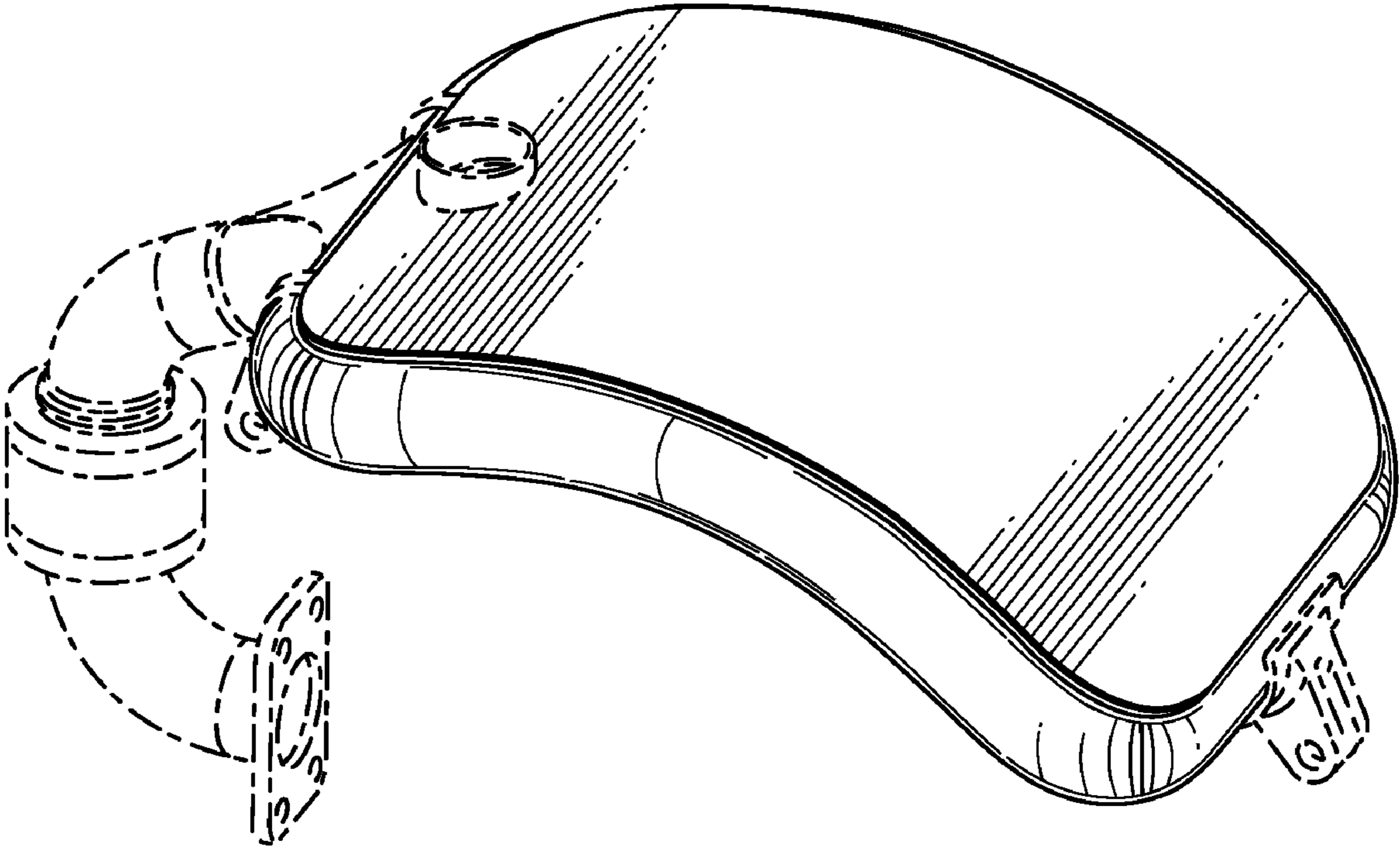


Fig. 1


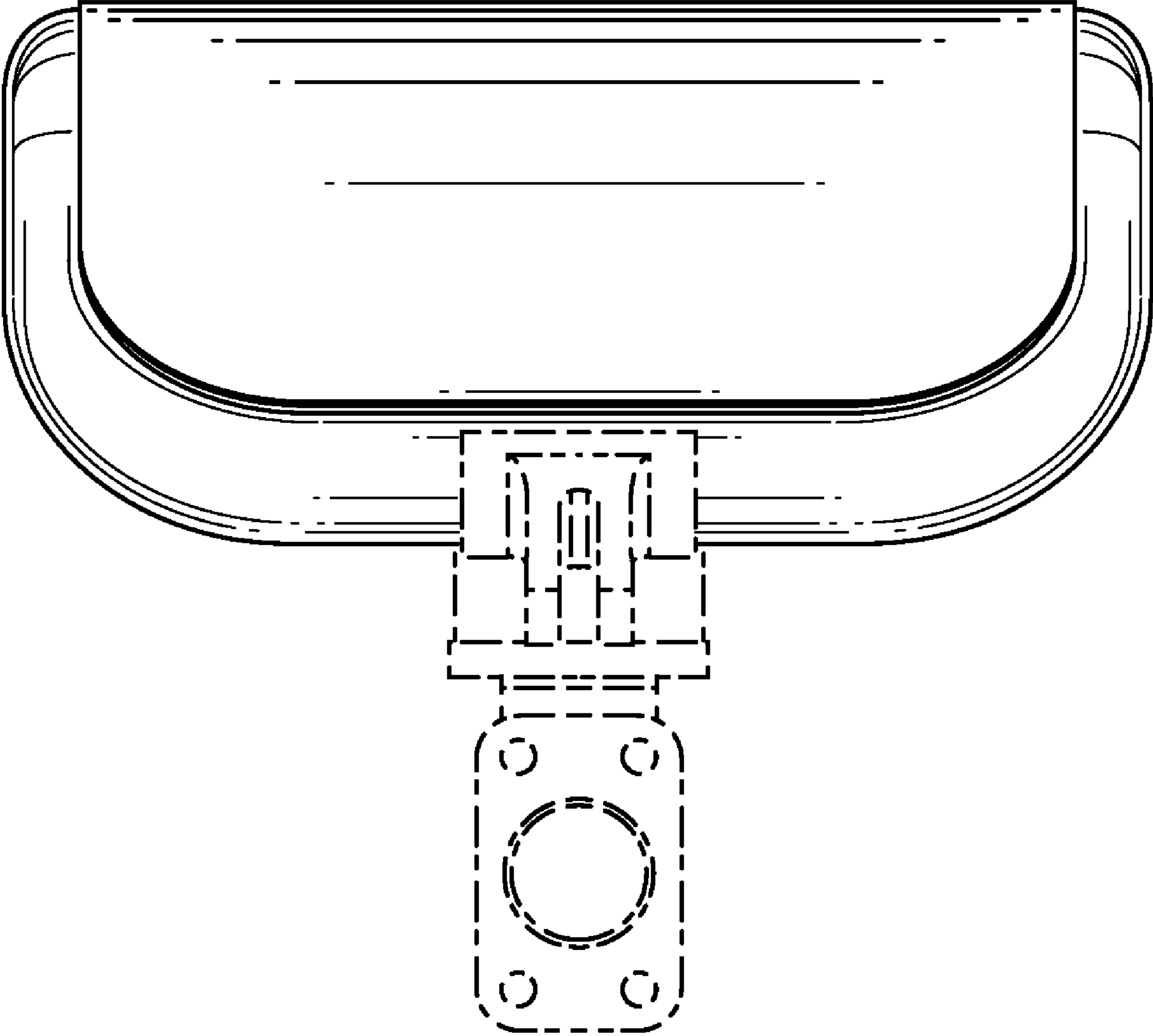


Fig. 2

Fig. 3



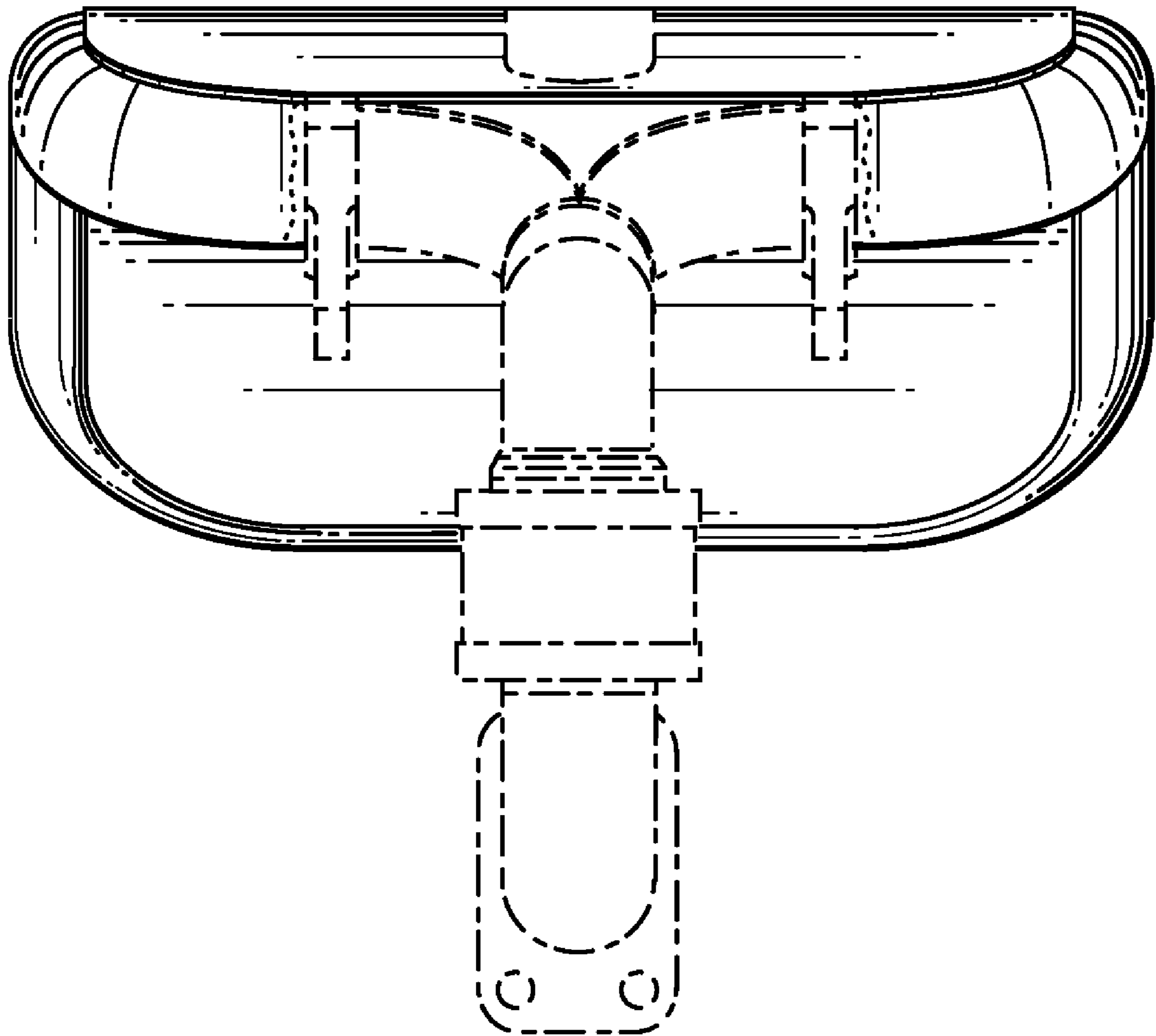


Fig. 4

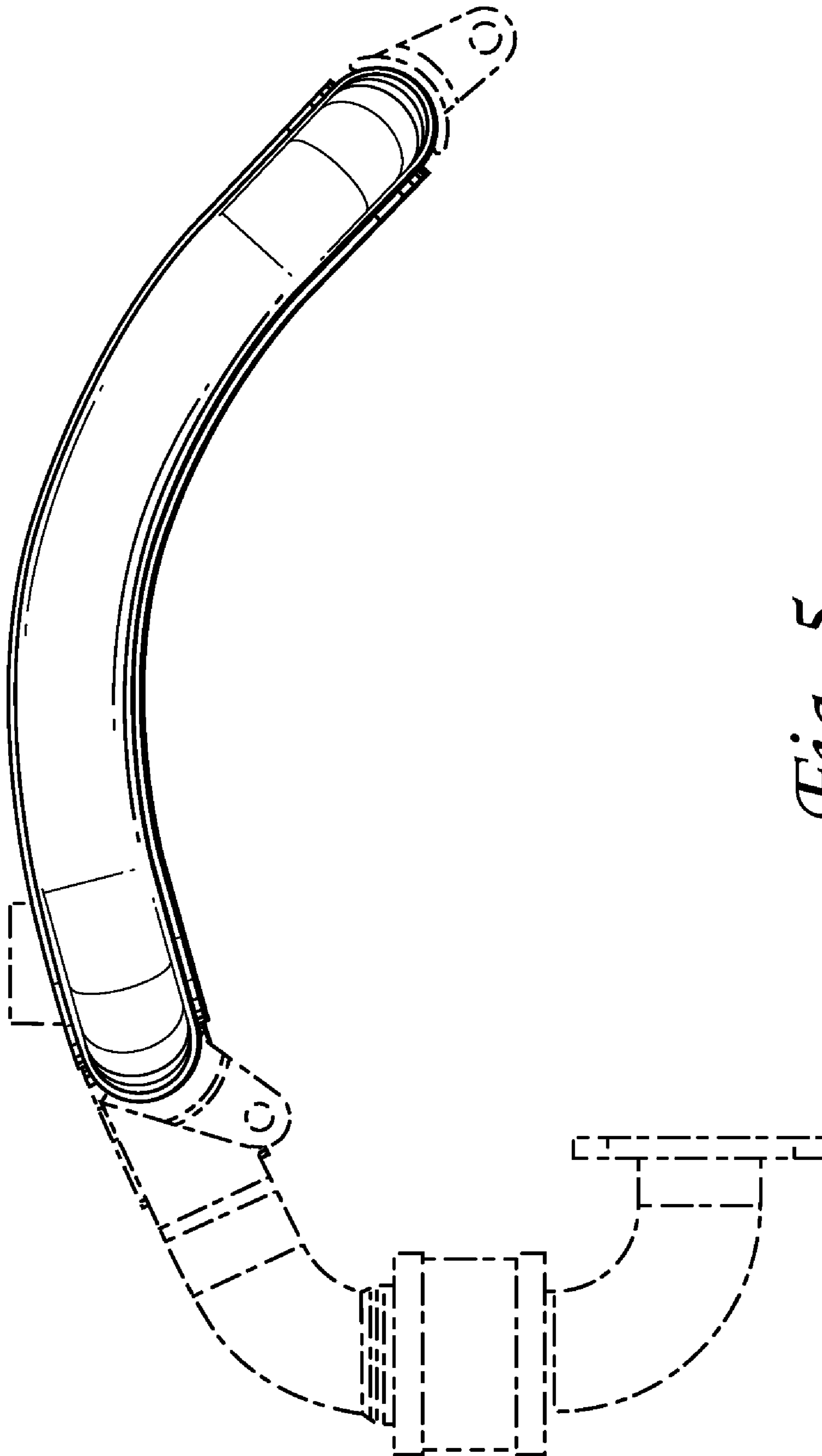


Fig. 5