



US00D614098S

(12) **United States Design Patent**  
**Larson**

(10) **Patent No.:** **US D614,098 S**  
(45) **Date of Patent:** **\*\* Apr. 20, 2010**

(54) **AUTOMOBILE SPOILER**

(75) Inventor: **Grant Larson**, Ludwigsburg (DE)

(73) Assignee: **Dr. Ing. h.c. F. Porsche AG**, Stuttgart (DE)

(\*\*) Term: **14 Years**

(21) Appl. No.: **29/321,769**

(22) Filed: **Jul. 23, 2008**

(30) **Foreign Application Priority Data**

Jan. 24, 2008 (DE) ..... 40 2008 000 363

(51) **LOC (9) Cl.** ..... **12-08**

(52) **U.S. Cl.** ..... **D12/181**

(58) **Field of Classification Search** ..... D12/181,  
D12/184, 196, 400, 190, 88; 280/848, 770,  
280/727; 296/91, 180.1-180.5; 180/903  
See application file for complete search history.

(56) **References Cited**

**U.S. PATENT DOCUMENTS**

D435,817 S \* 1/2001 Lai ..... D12/181

7,380,870 B2 \* 6/2008 Froeschle et al. .... 296/180.5  
D597,457 S \* 8/2009 Bhambra ..... D12/181  
2007/0228774 A1 \* 10/2007 Vlahovic ..... 296/180.5  
2008/0179914 A1 \* 7/2008 Wegener ..... 296/180.1

\* cited by examiner

*Primary Examiner*—Caron Veynar  
*Assistant Examiner*—Katrina A Kile

(57) **CLAIM**

The ornamental design for an automobile spoiler, as shown and described.

**DESCRIPTION**

FIG. 1 is a top and side perspective view of the automobile spoiler, showing my new design;

FIG. 2 is a rear and side perspective view thereof;

FIG. 3 is a left-side view thereof;


FIG. 4 is a right-side view thereof;

FIG. 5 is a front view thereof;

FIG. 6 is a rear view thereof; and,

FIG. 7 is a top, plan view thereof.

**1 Claim, 4 Drawing Sheets**






FIG. 1




FIG. 2




FIG. 3




FIG. 4




FIG. 5




FIG. 6

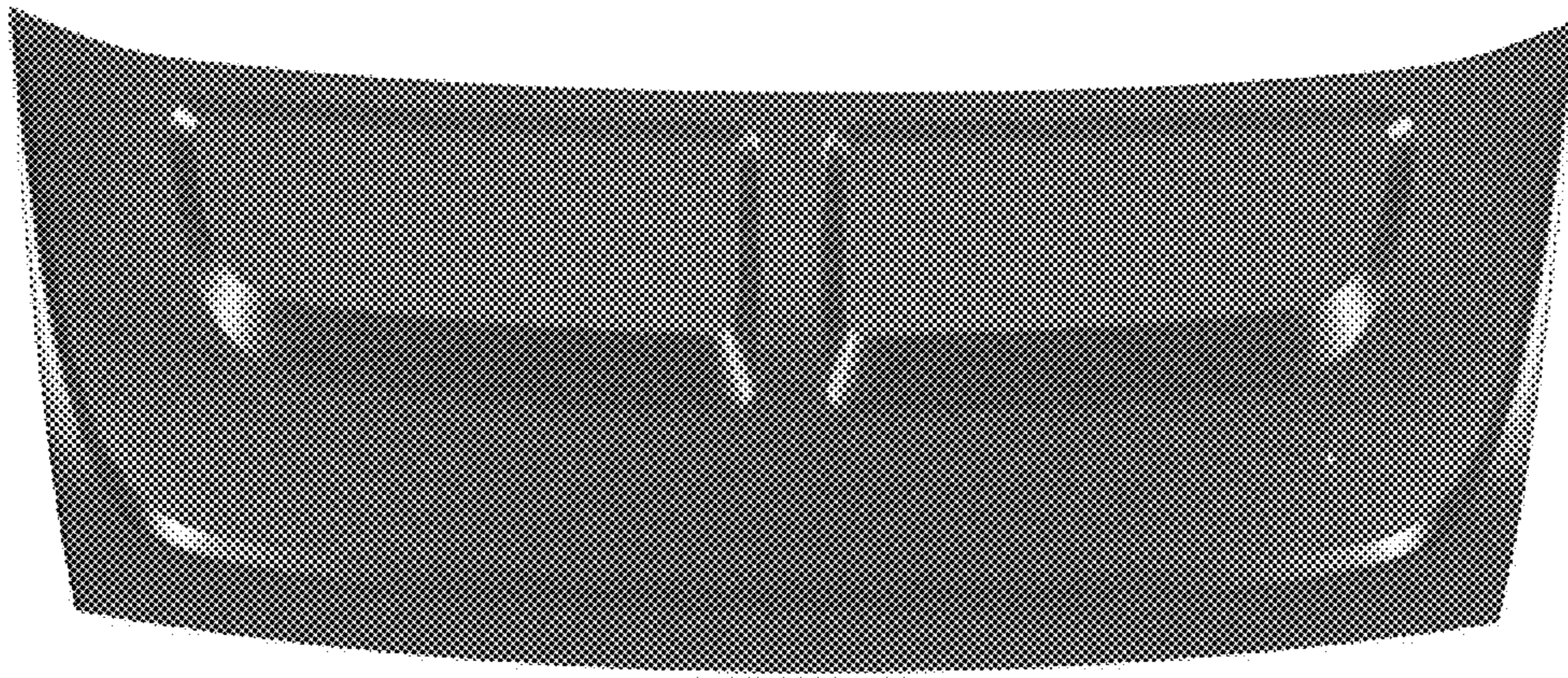


FIG. 7