



US00D614079S

(12) **United States Design Patent**  
**Woerner**

(10) **Patent No.:** **US D614,079 S**  
(45) **Date of Patent:** **\*\* Apr. 20, 2010**

(54) **FLOWER POT**

(76) Inventor: **Daniel R. Woerner**, 361 Sandy La.,  
Fredericksburg, TX (US) 78624

(\*\*) Term: **14 Years**

(21) Appl. No.: **29/317,105**

(22) Filed: **Apr. 23, 2008**

**Related U.S. Application Data**

(63) Continuation of application No. 11/350,361, filed on  
Feb. 9, 2006, now abandoned.

(51) **LOC (9) Cl.** ..... **11-02**

(52) **U.S. Cl.** ..... **D11/152**

(58) **Field of Classification Search** ..... D6/556-558;  
D8/1; D11/143-156; D19/77, 80, 81; D26/9,  
D26/16; D34/1, 2, 4-6; D99/5, 19; 47/33,  
47/41.01, 41.1, 41.11-41.15, 65.5, 66.6,  
47/66.7, 67, 71

See application file for complete search history.

(56) **References Cited**

**U.S. PATENT DOCUMENTS**

357,698	A *	2/1887	Burrough	.....	47/71
2,246,346	A *	6/1941	Carroll	.....	431/298
D162,243	S	2/1951	Simmons		
4,167,080	A *	9/1979	Mickelson	.....	47/71
4,232,482	A *	11/1980	Watt et al.	.....	47/71
D271,035	S *	10/1983	Pomeranke	.....	D11/152
4,700,507	A	10/1987	Allen		
4,845,889	A	7/1989	Taylor		

D410,757	S *	6/1999	Clark	.....	D26/23
D417,637	S *	12/1999	Appleton	.....	D11/148
6,226,933	B1	5/2001	Nelson et al.		
6,357,172	B1	3/2002	Risgaard		
D461,742	S *	8/2002	Carlson	.....	D11/152
D489,501	S *	5/2004	Dretzka	.....	D34/1
6,862,844	B1 *	3/2005	Rubicz	.....	47/71
D572,168	S *	7/2008	Kurtz	.....	D11/152
D586,255	S *	2/2009	Rashid et al.	.....	D11/152
D589,311	S *	3/2009	Hoover et al.	.....	D8/1

\* cited by examiner

*Primary Examiner*—Caron Veynar

*Assistant Examiner*—Garth Rademaker

(57) **CLAIM**

The ornamental design for a flower pot, as shown and described.

**DESCRIPTION**

FIG. 1 is a front elevation view of a flower pot, showing my new design;

FIG. 2 is a rear elevation view of the flower pot;

FIG. 3 is a top plan view of the flower pot;


FIG. 4 is a bottom plan view of the flower pot;

FIG. 5 is a perspective view of the flower pot; and,

FIG. 6 is a perspective view of the flower pot, shown with the parts separated.

The broken lines in FIGS. 5 and 6 depict environmental subject matter only and form no part of the claimed design.

**1 Claim, 4 Drawing Sheets**



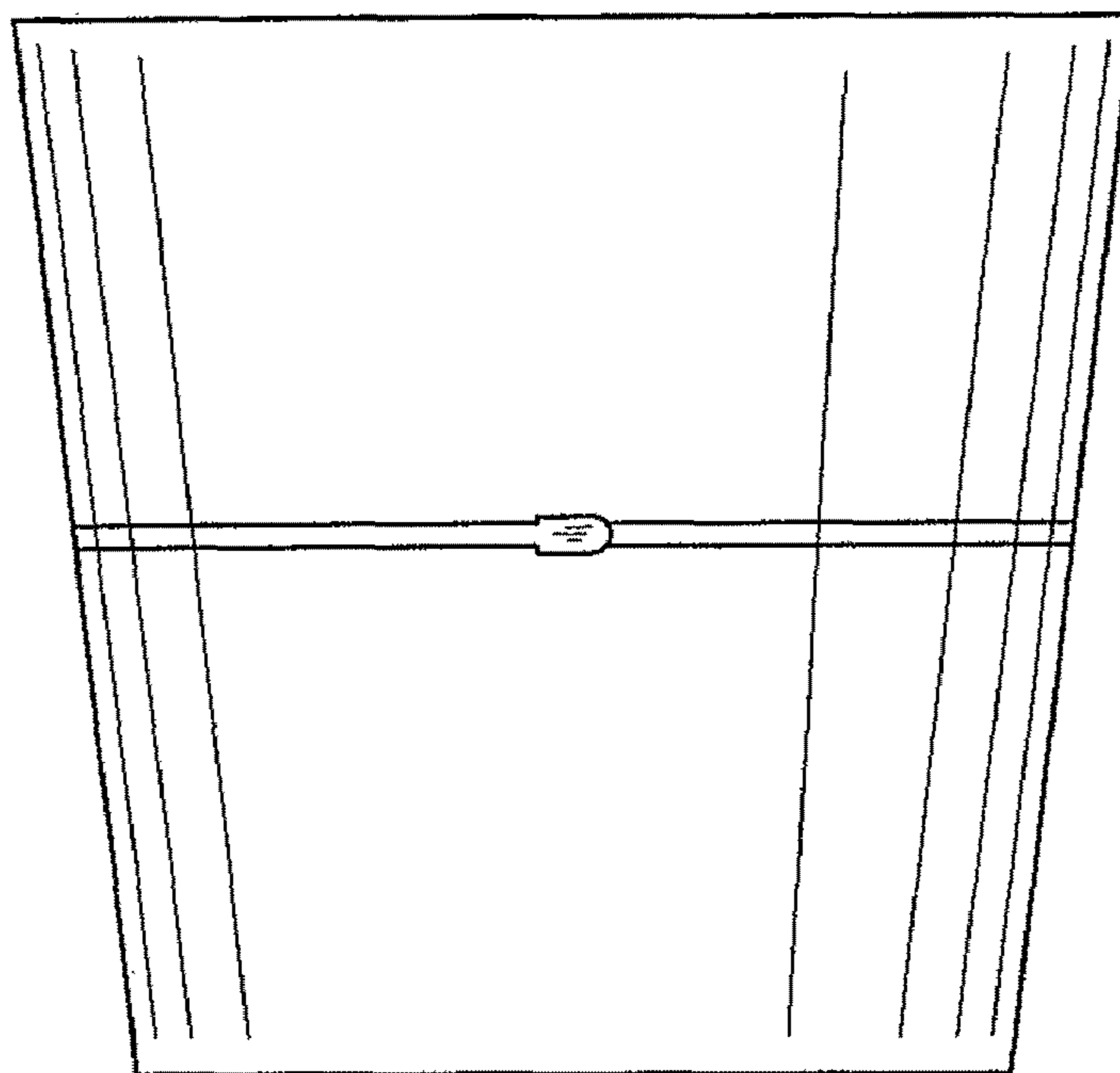


FIG. 1

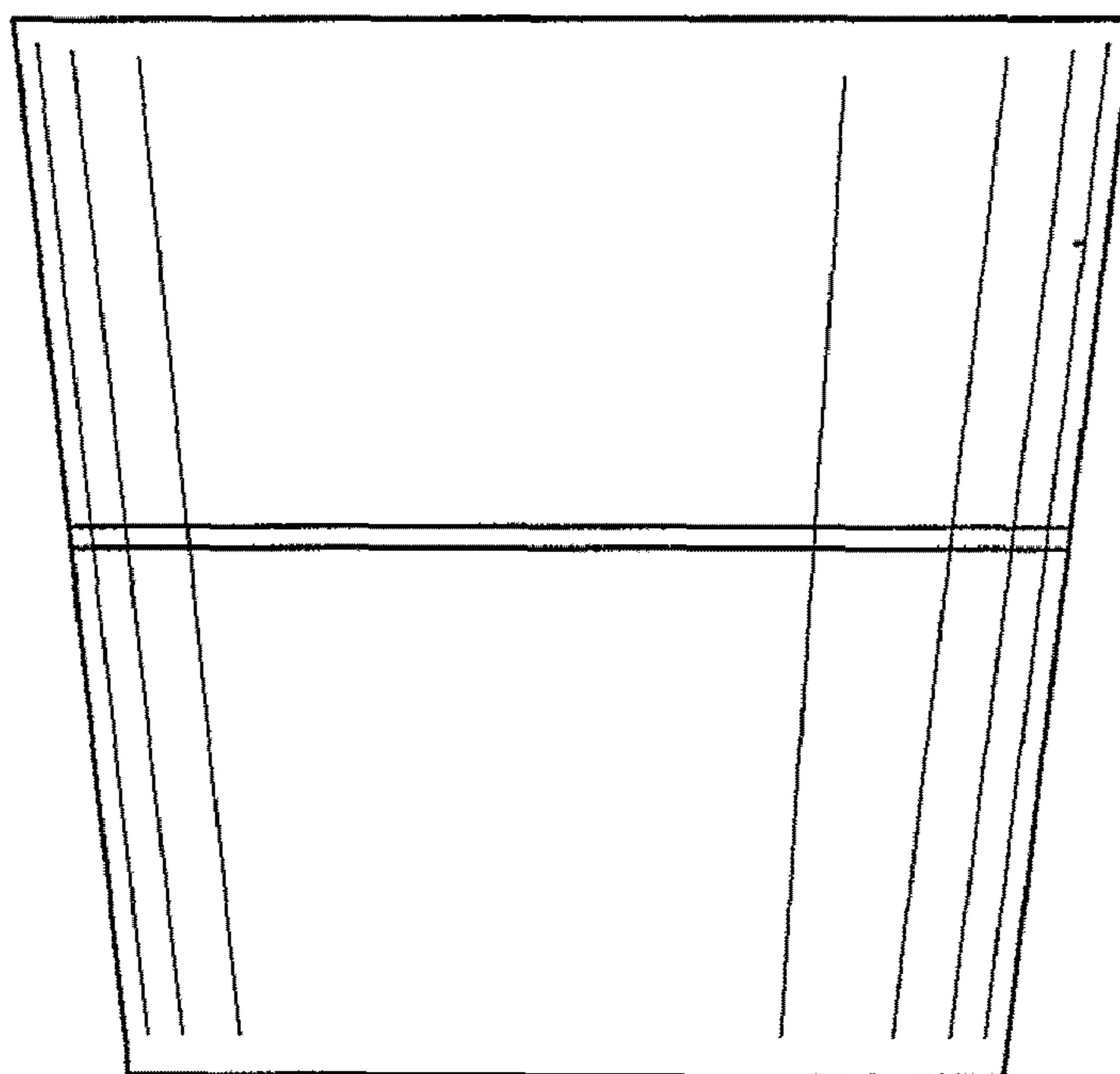


FIG. 2

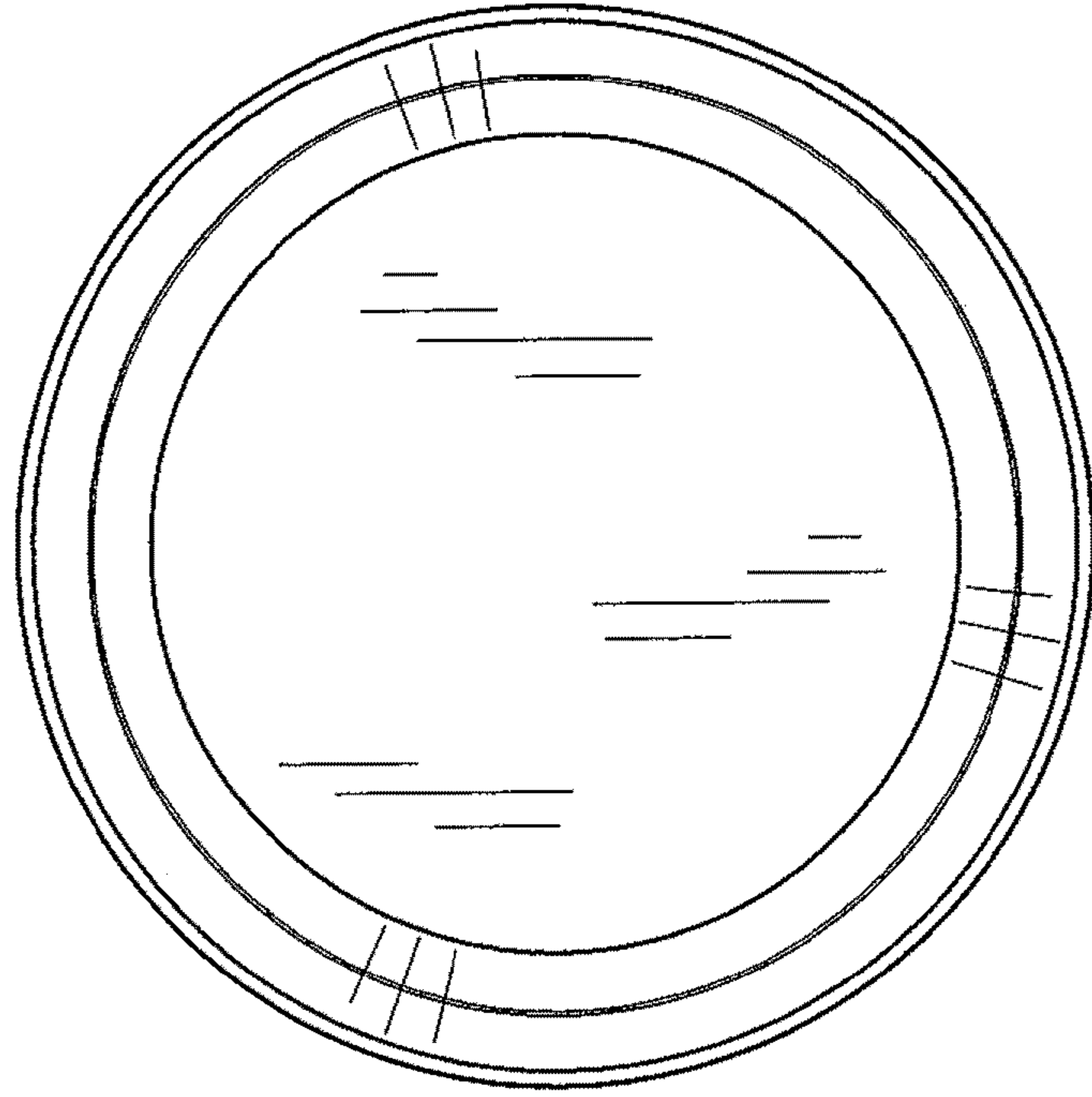


FIG. 3

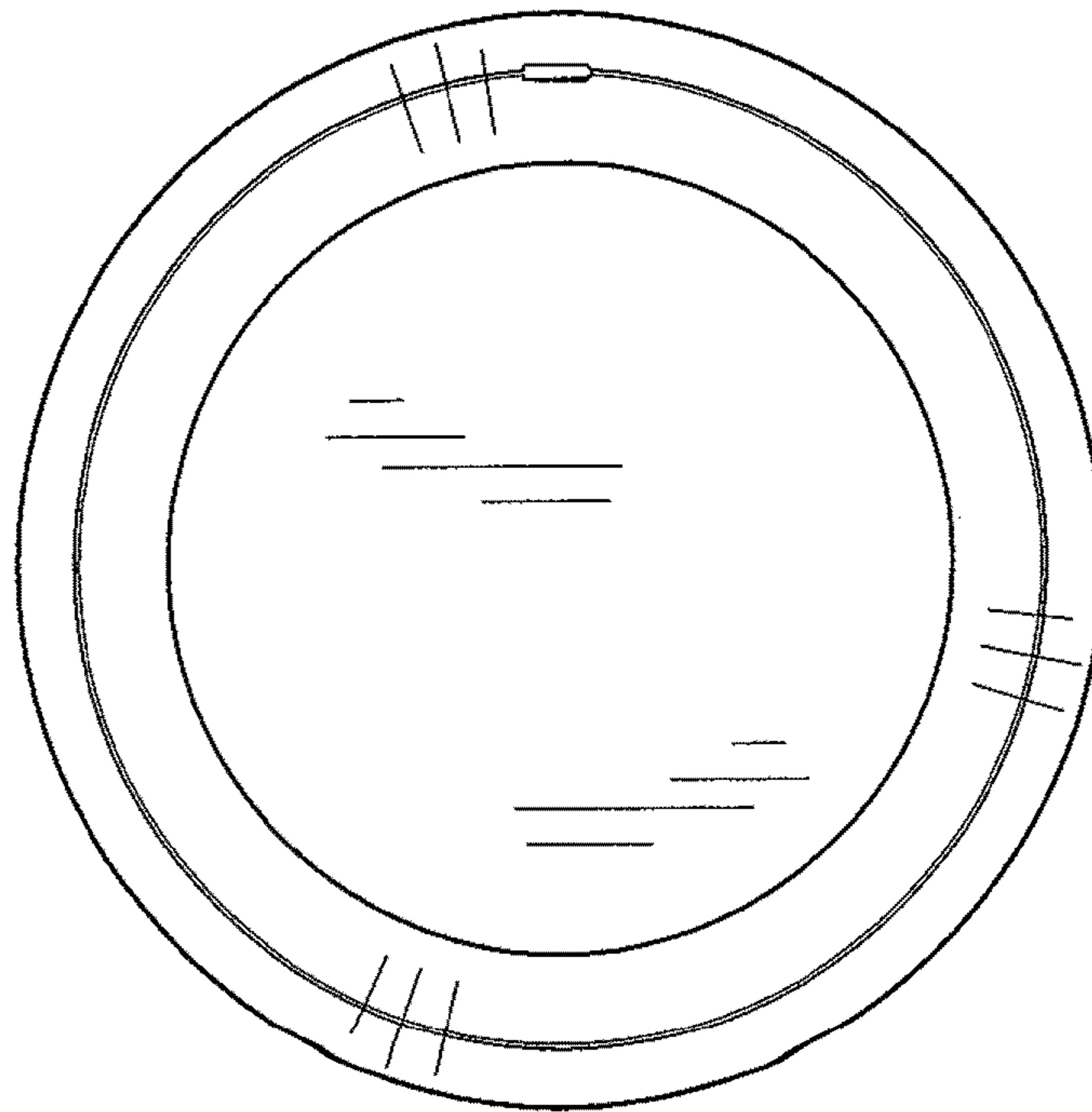


FIG. 4



FIG. 5

