

US00D614076S

(12) **United States Design Patent**
Johnson

(10) **Patent No.:** **US D614,076 S**

(45) **Date of Patent:** **** Apr. 20, 2010**

(54) **HOLIDAY DISPLAY**

(75) Inventor: **Douglas Johnson**, Elmhurst, IL (US)

(73) Assignee: **GGP Limited Partnership**, Chicago, IL (US)

(**) Term: **14 Years**

(21) Appl. No.: **29/321,782**

(22) Filed: **Jul. 23, 2008**

(51) **LOC (9) Cl.** **11-05**

(52) **U.S. Cl.** **D11/125**

(58) **Field of Classification Search** D11/117,
D11/121, 125, 127, 131, 157, 158; 428/7-12;
D21/506, 507, 510, 511, 530; D25/1, 17,
D25/18, 22, 23; D26/93, 94, 95; 52/79.1;
362/806; 446/476, 477, 478

See application file for complete search history.

(56) **References Cited**

U.S. PATENT DOCUMENTS

D139,527 S *	11/1944	Olson	D21/511
D142,528 S *	10/1945	Novak	D21/507
D183,620 S *	9/1958	Lago	D21/385
D185,041 S *	4/1959	Sanderson	D21/511
D210,301 S *	2/1968	Thornell	D21/507
D227,689 S *	7/1973	Rae	D21/511
D245,194 S *	7/1977	Bell	D21/510
D251,265 S *	3/1979	Shorten	D21/511
D255,912 S *	7/1980	Chapman et al.	D21/510
D262,557 S *	1/1982	McElhane	D21/507
D276,832 S *	12/1984	Winslow et al.	D21/511
D282,674 S *	2/1986	Marschak	D21/511
D291,937 S *	9/1987	Fisher	D99/30
D302,710 S *	8/1989	Roy	D21/510

D302,836 S *	8/1989	Roy	D21/511
D335,369 S *	5/1993	Gravelle	D30/111
5,277,948 A *	1/1994	Daun	428/7
D346,835 S *	5/1994	Carson, III et al.	D21/511
D346,836 S *	5/1994	El-Masri et al.	D21/510
D371,984 S *	7/1996	Chiu	D11/121
D378,286 S *	3/1997	Chiu	D11/121
D426,589 S *	6/2000	Law et al.	D21/511
D427,648 S *	7/2000	Law et al.	D21/511
D431,456 S *	10/2000	Davis	D9/636
D450,357 S *	11/2001	Yamazaki	D21/511
D508,095 S *	8/2005	Greene	D21/511
D569,450 S *	5/2008	Halliday et al.	D21/511
D594,070 S *	6/2009	Ridens	D21/511

* cited by examiner

Primary Examiner—Stella M Reid

Assistant Examiner—Elizabeth J Oswecki

(74) *Attorney, Agent, or Firm*—Dykema Gossett PLLC;
Timothy K. Sendek

(57) **CLAIM**

The ornamental design for a holiday display, as shown and described.

DESCRIPTION

FIG. 1 is a perspective view of a holiday display showing my new design.

FIG. 2 is a front elevational view thereof;

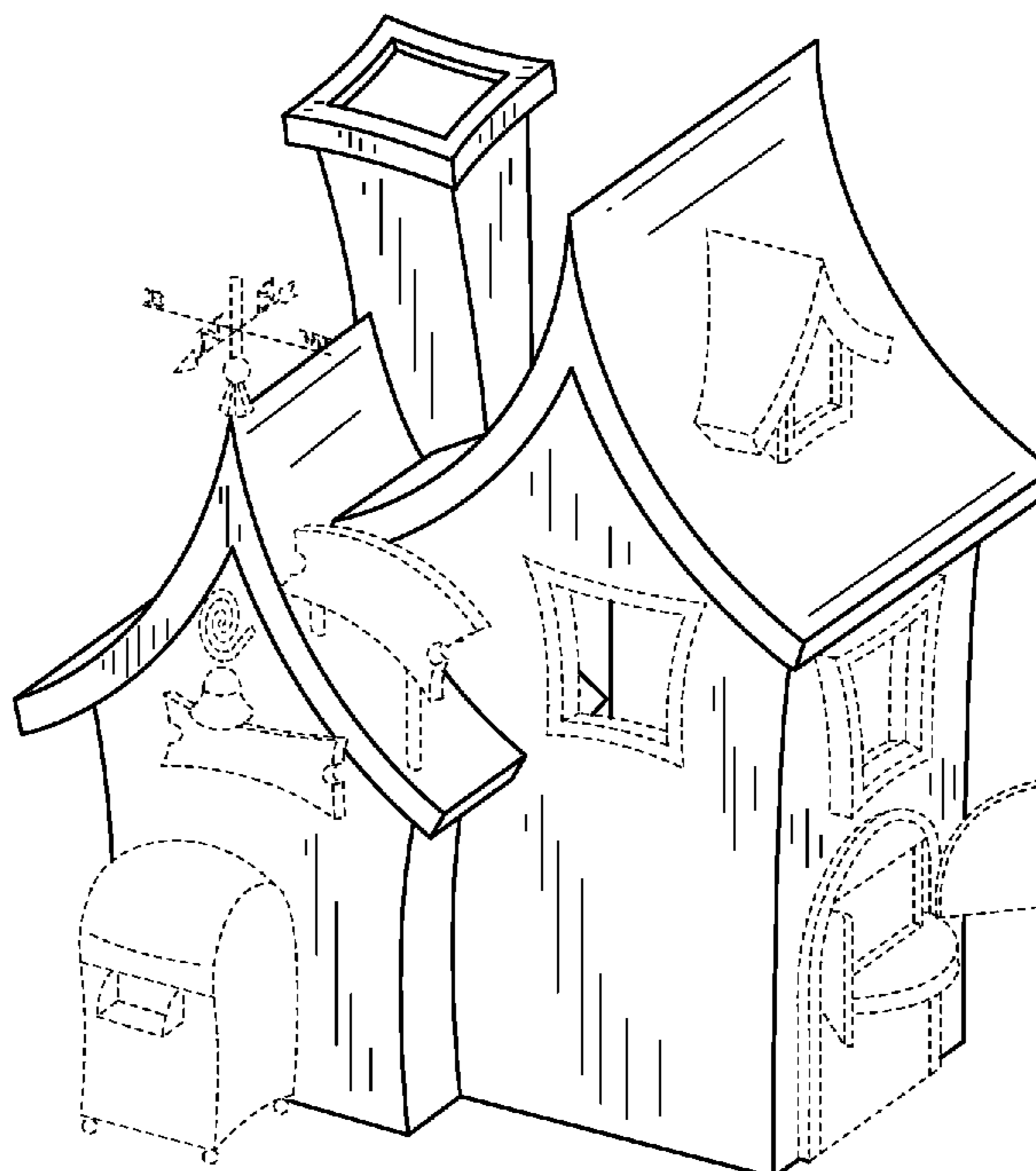
FIG. 3 is a rear elevational view thereof;

FIG. 4 is a side elevational view thereof;

FIG. 5 is an opposing side elevational view thereof; and,

FIG. 6 is a top plan view thereof.

1 Claim, 4 Drawing Sheets



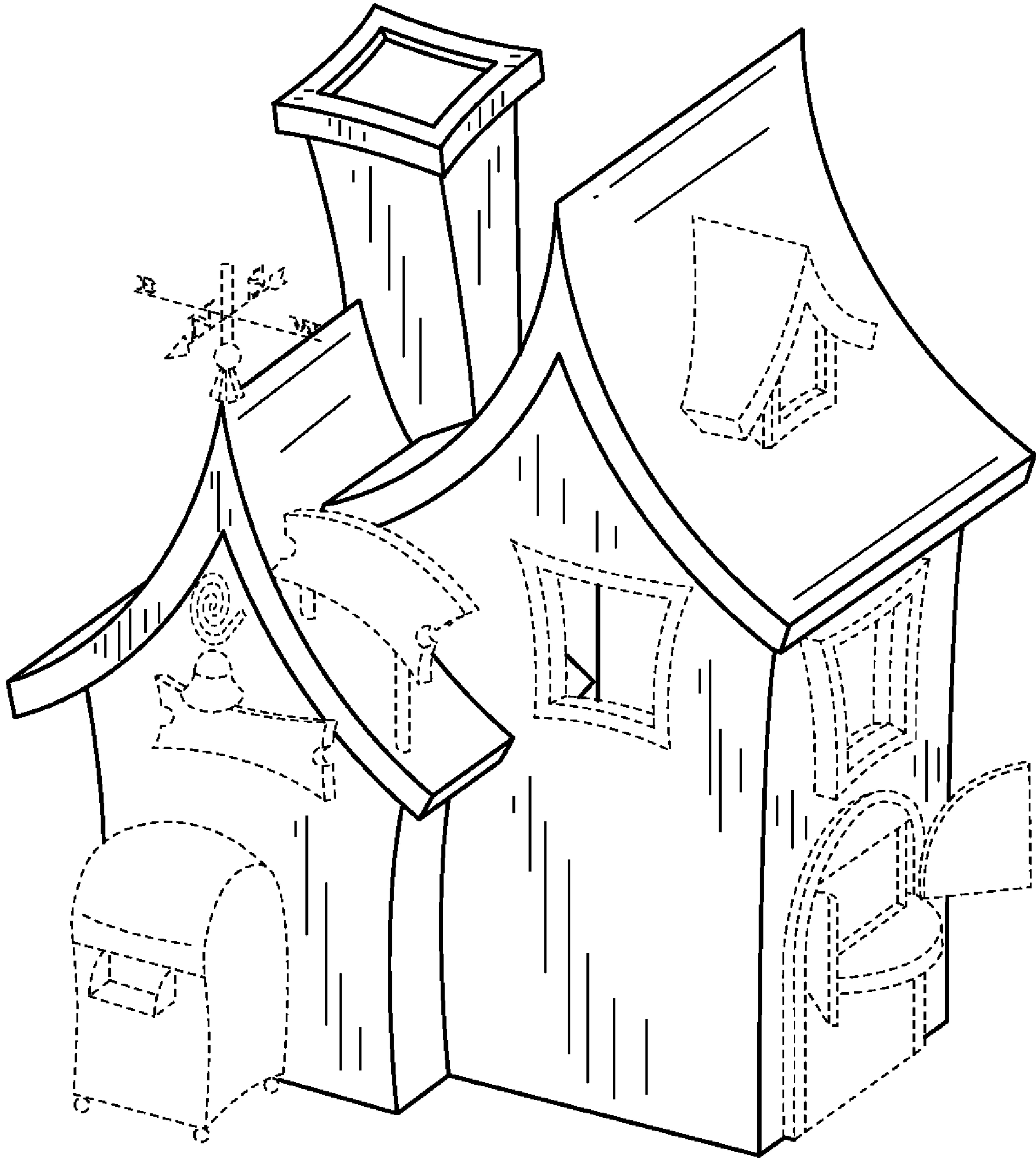


FIG. 1




FIG. 2

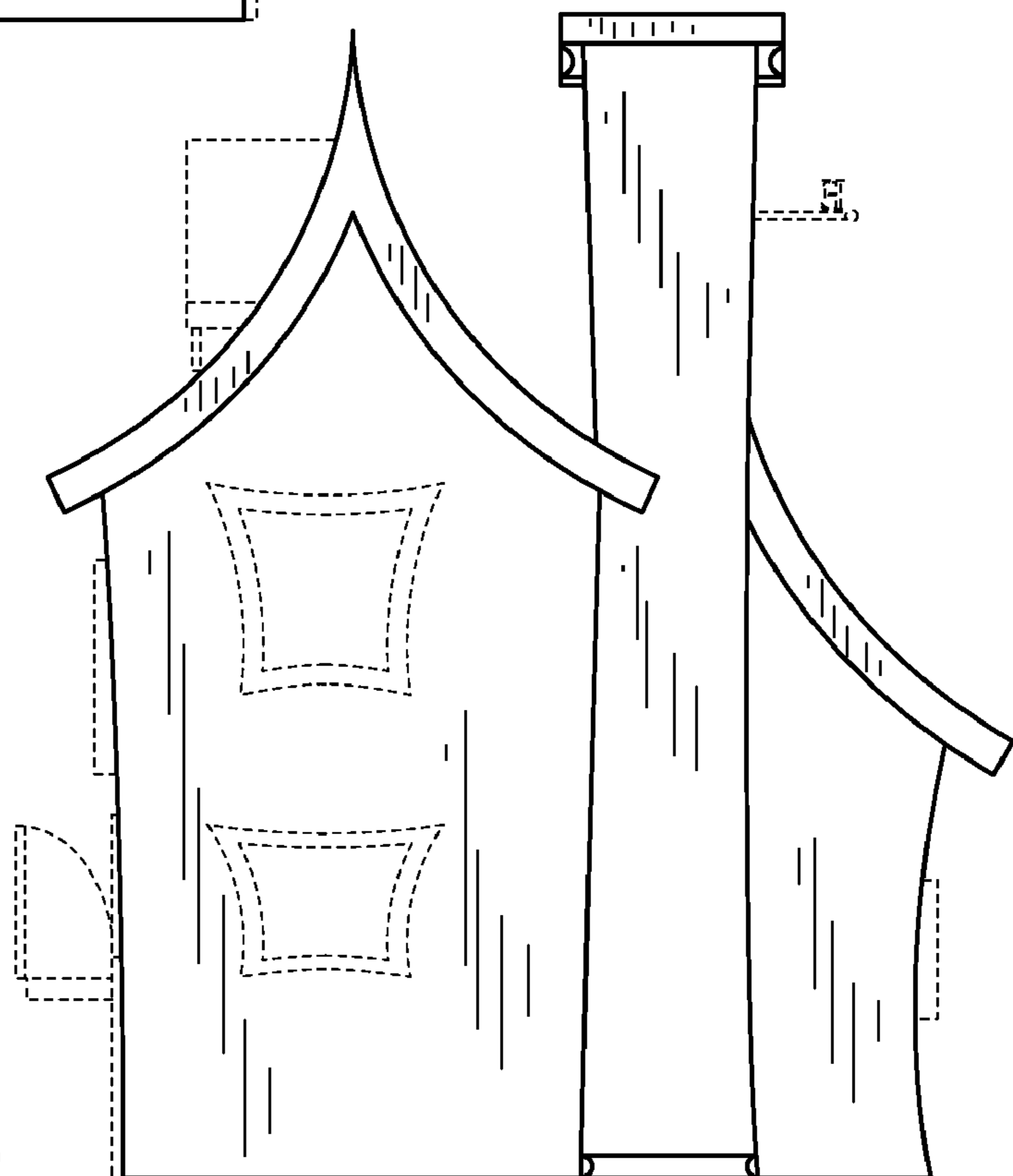


FIG. 3

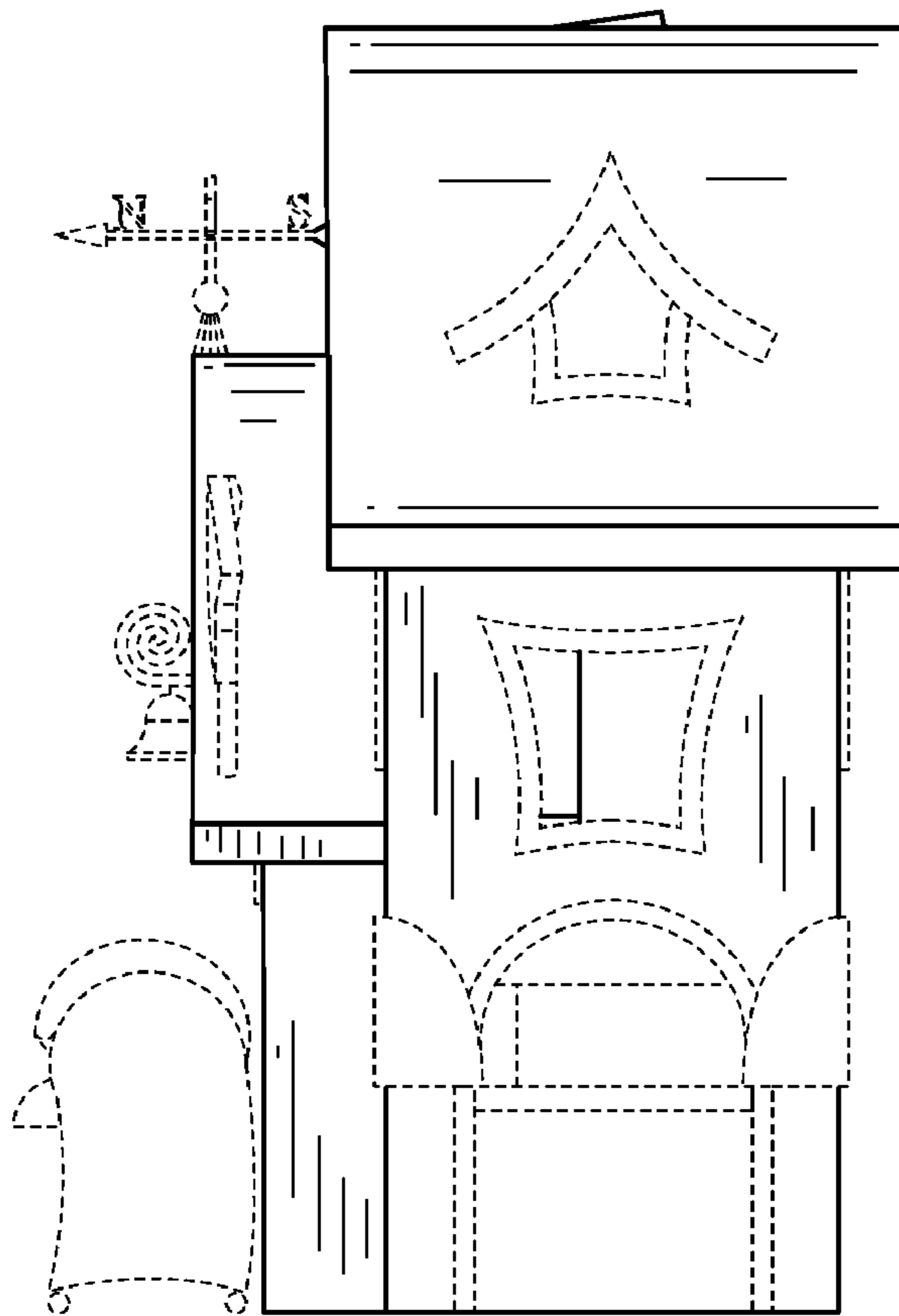


FIG. 4

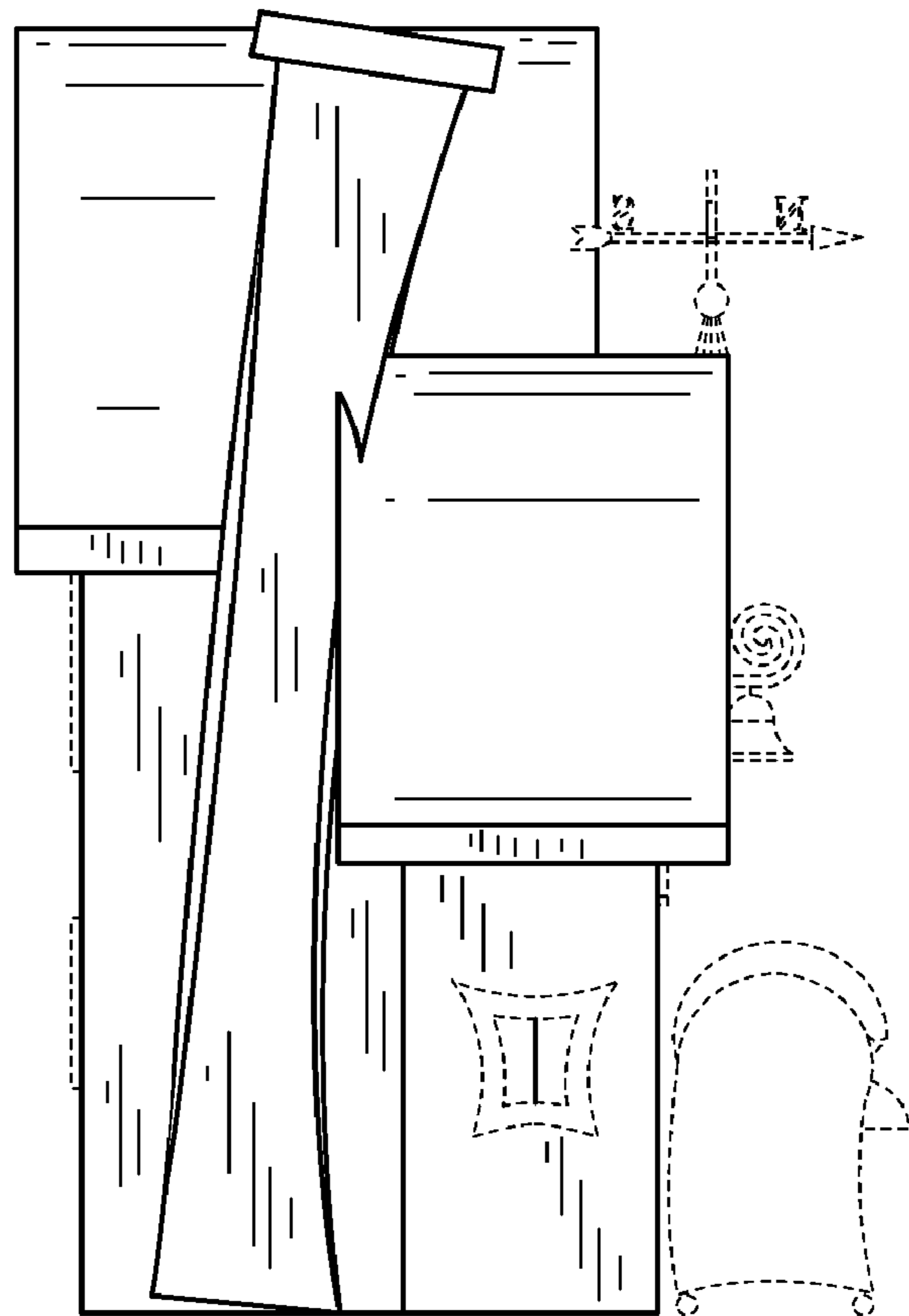


FIG. 5

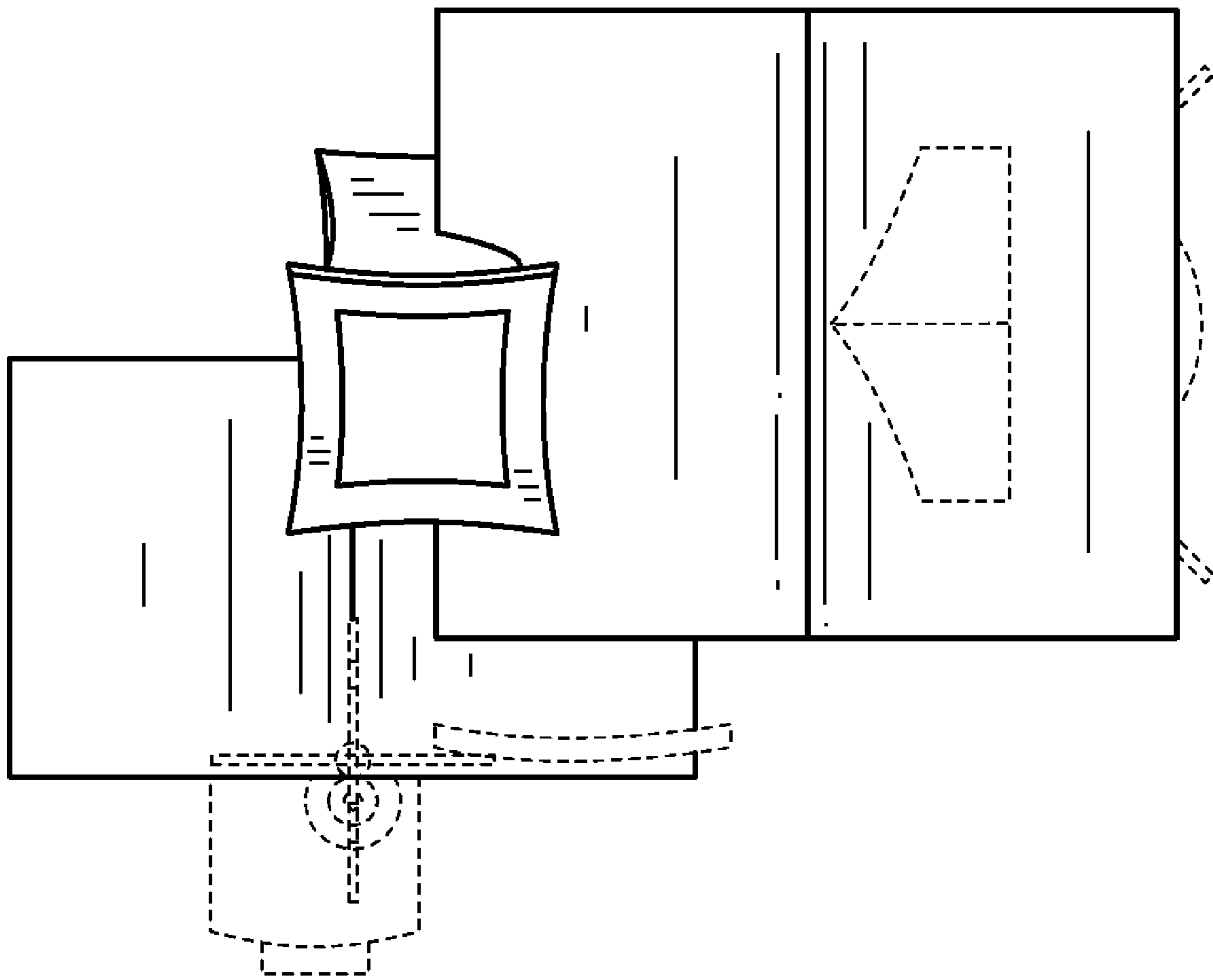


FIG.6