



US00D614075S

(12) **United States Design Patent**  
**Kothari**

(10) **Patent No.:** **US D614,075 S**  
(45) **Date of Patent:** **\*\* Apr. 20, 2010**

(54) **JEWELRY PIECE**

(75) Inventor: **Amar Kothari**, Mumbai (IN)

(73) Assignee: **Inter Gold (India) Pvt Ltd.** (IN)

(\*\*) Term: **14 Years**

(21) Appl. No.: **29/344,752**

(22) Filed: **Oct. 2, 2009**

**Related U.S. Application Data**

(62) Division of application No. 29/330,283, filed on Jan. 2, 2009.

(51) **LOC (9) Cl.** ..... **11-01**

(52) **U.S. Cl.** ..... **D11/79**

(58) **Field of Classification Search** ..... D11/1-7,  
D11/9, 13-14, 16-17, 26, 40-44, 46, 48-49,  
D11/53, 56-57, 61, 66, 69, 74-77, 79, 80-92,  
D11/95-101, 103, 105, 108, 116; 63/1.11,  
63/1.16, 3, 13, 14.1, 15, 15.1-15.4, 18-23,  
63/26-28, 32-33, DIG. 3

See application file for complete search history.

(56) **References Cited**

**U.S. PATENT DOCUMENTS**

D153,453 S \* 4/1949 Philippe ..... D11/49  
D155,206 S \* 9/1949 Philippe ..... D11/16  
D160,664 S \* 10/1950 Schneider ..... D11/10

D172,512 S \* 6/1954 Philippe ..... D11/16  
D257,018 S \* 9/1980 Barr ..... D11/27  
D301,317 S \* 5/1989 Yoshida ..... D11/79  
D301,845 S \* 6/1989 Yoshida ..... D11/79  
D337,740 S \* 7/1993 Rowray ..... D11/40  
5,575,161 A \* 11/1996 Hinchey ..... 63/33  
D428,354 S \* 7/2000 Olofsson ..... D11/40  
D456,298 S \* 4/2002 Lee ..... D11/71  
D542,695 S \* 5/2007 Schweizer ..... D11/34  
D586,685 S \* 2/2009 Grassi Damiani ..... D11/16

\* cited by examiner

*Primary Examiner*—Philip S Hyder

*Assistant Examiner*—Susan E Krakower

(74) *Attorney, Agent, or Firm*—Ostrolenk Faber LLP

(57) **CLAIM**

The ornamental design for a jewelry piece, as shown and described.

**DESCRIPTION**

FIG. 1 is a front view of a jewelry piece showing my new design;

FIG. 2 is the back view of the jewelry piece of FIG. 1;

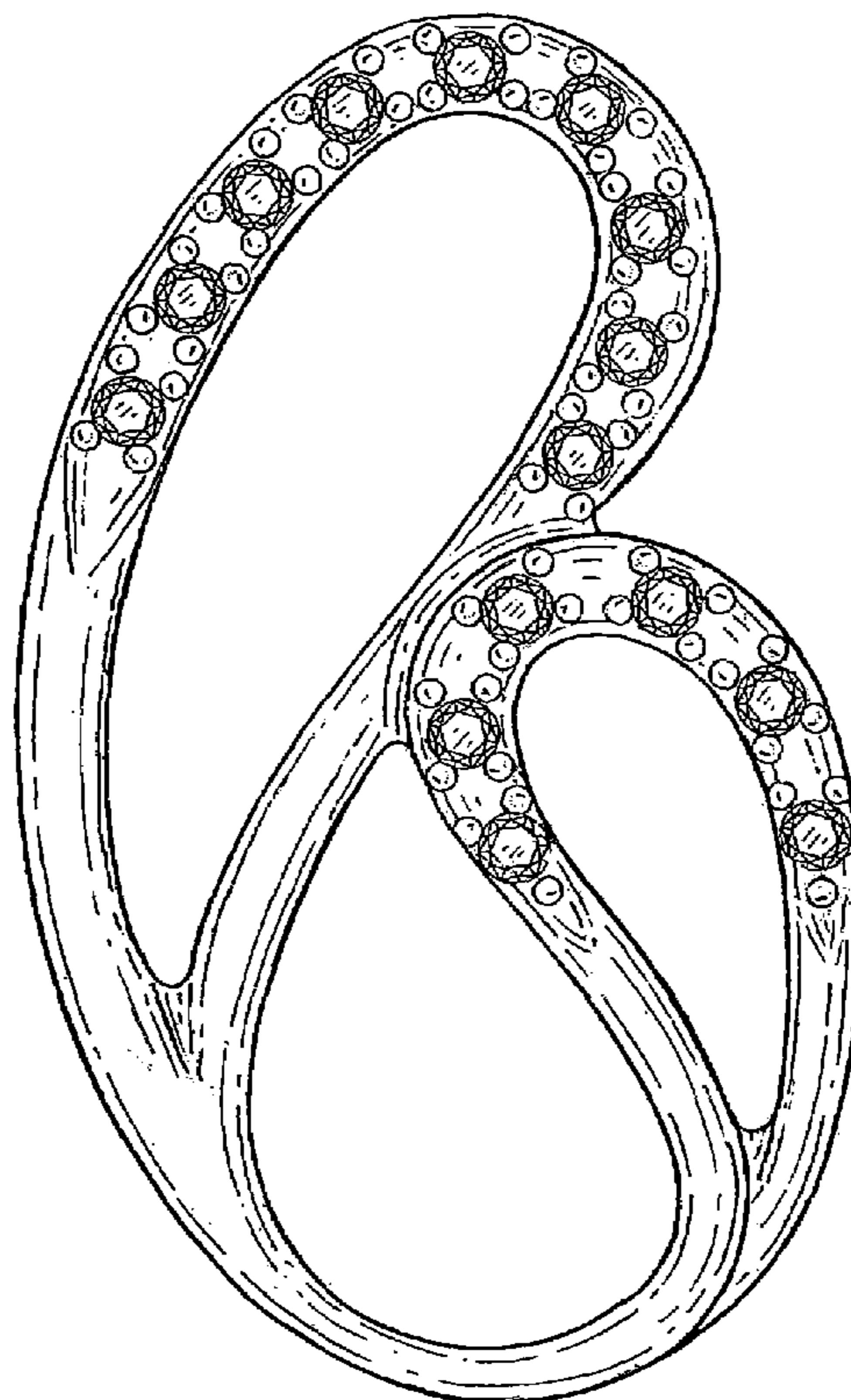
FIG. 3 is the bottom view of the jewelry piece of FIG. 1;

FIG. 4 is the top view of the jewelry piece of FIG. 1;

FIG. 5 is the left side view of the jewelry piece of FIG. 1; and,

FIG. 6 is the right side view of the jewelry piece of FIG. 1.

**1 Claim, 6 Drawing Sheets**



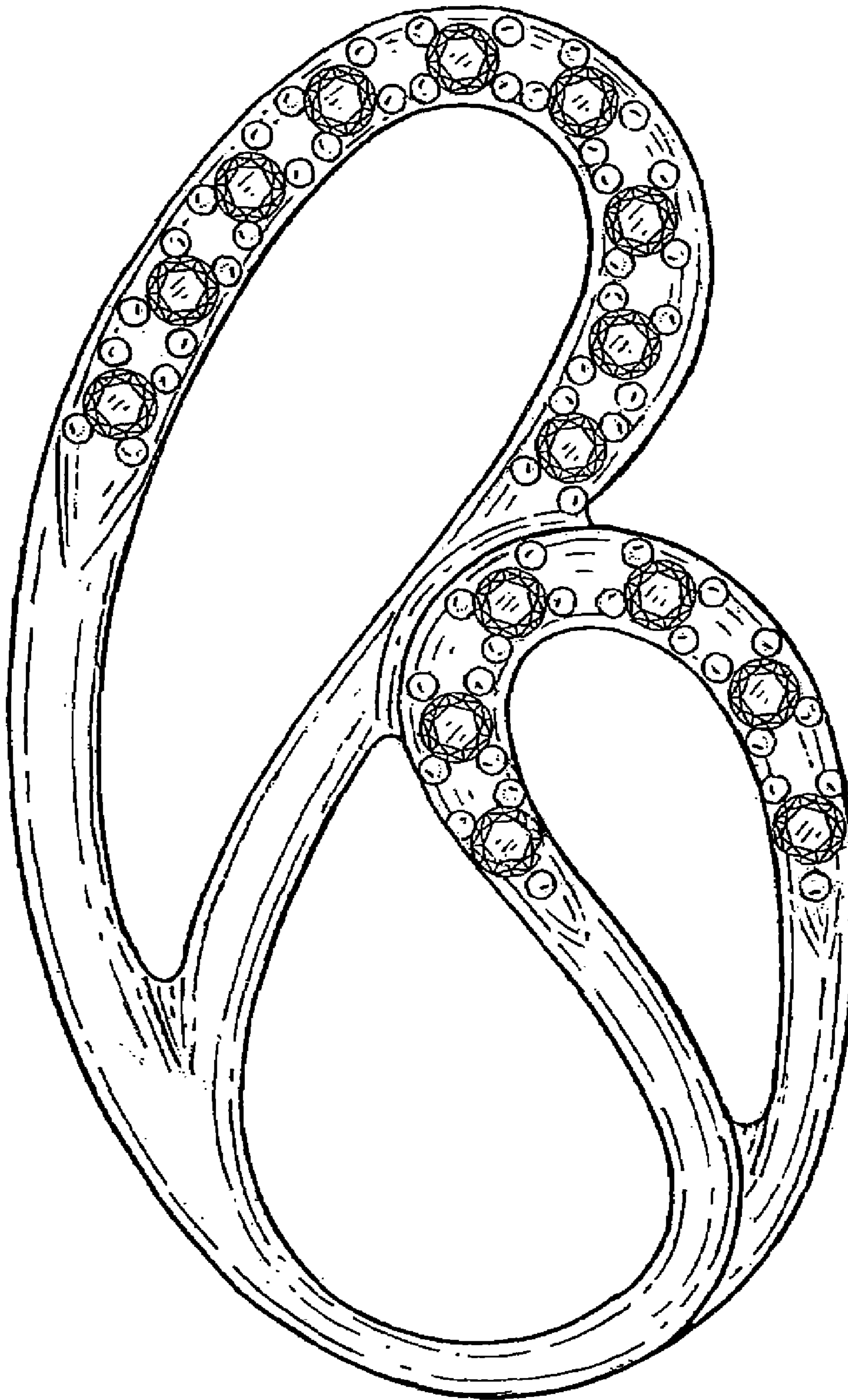


FIG. 1

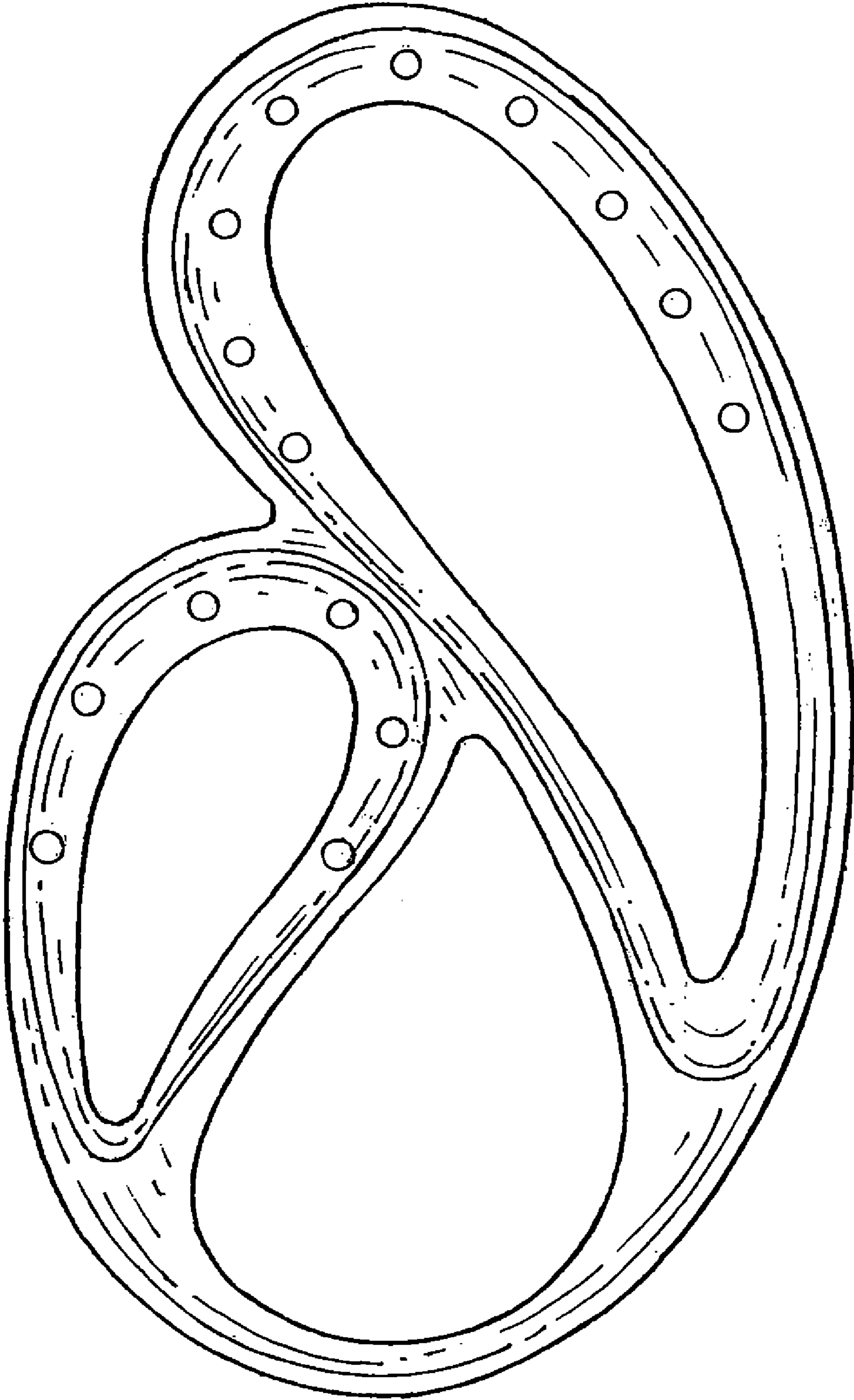


FIG. 2

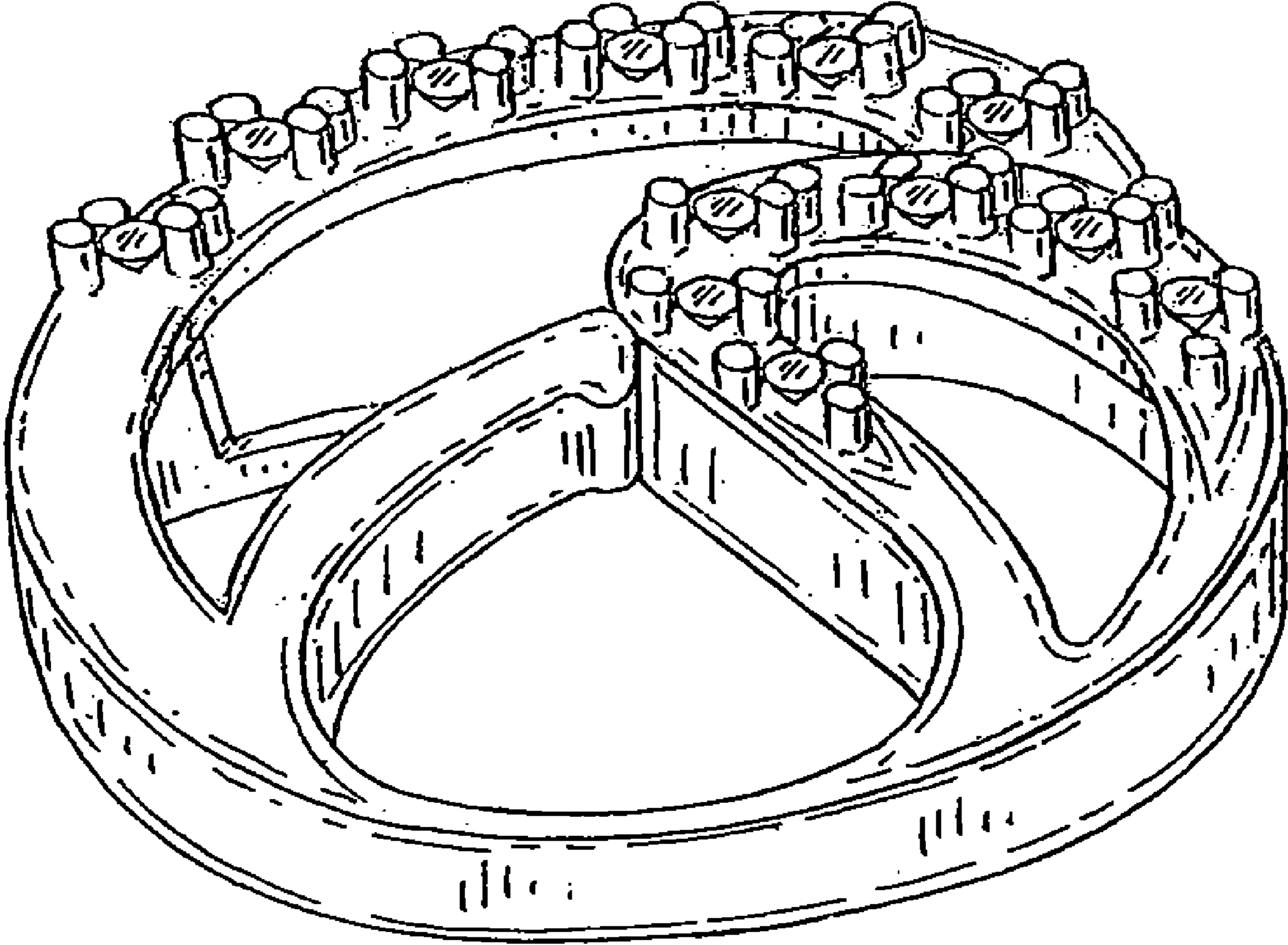


FIG. 3

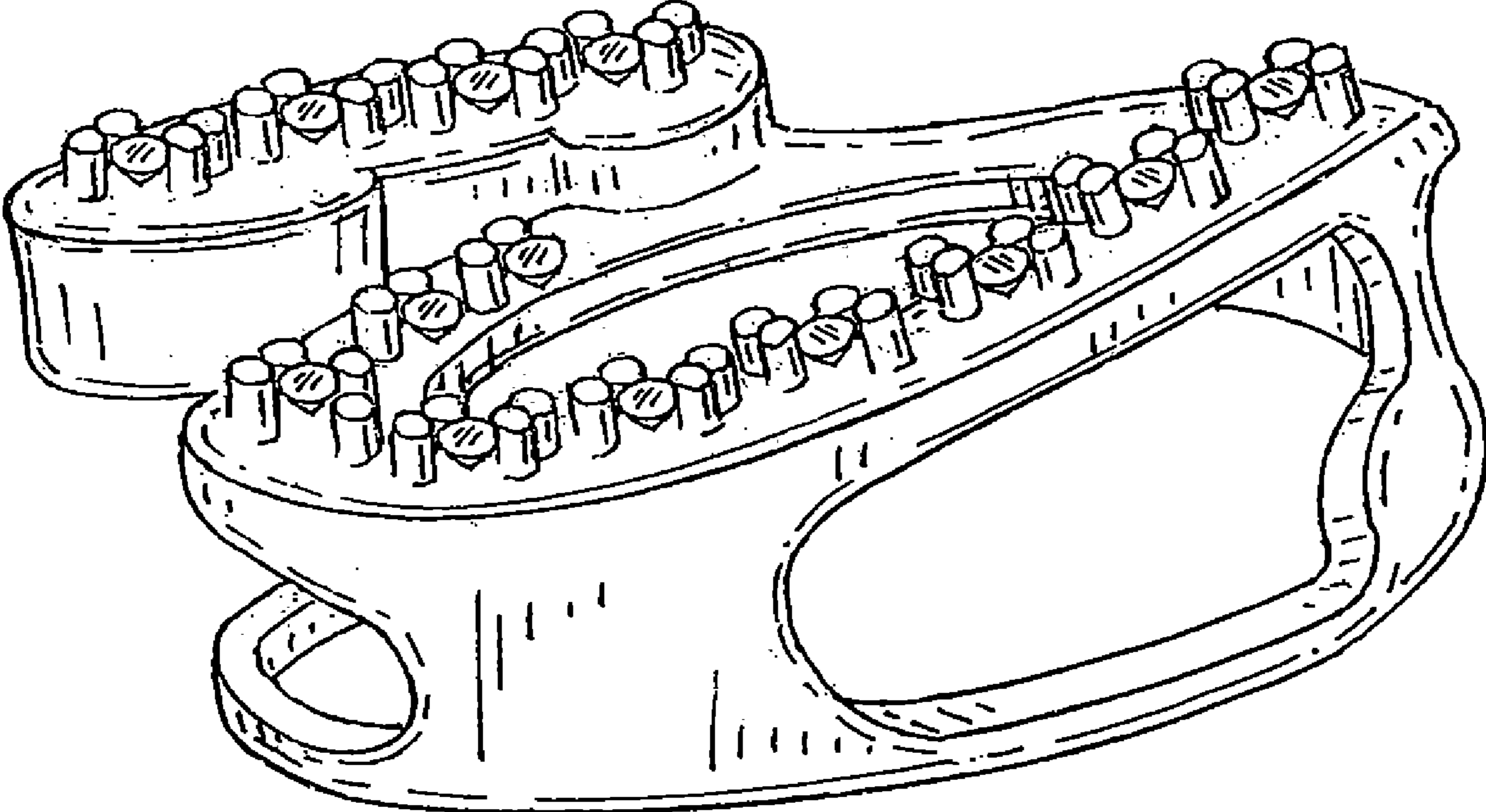


FIG. 4

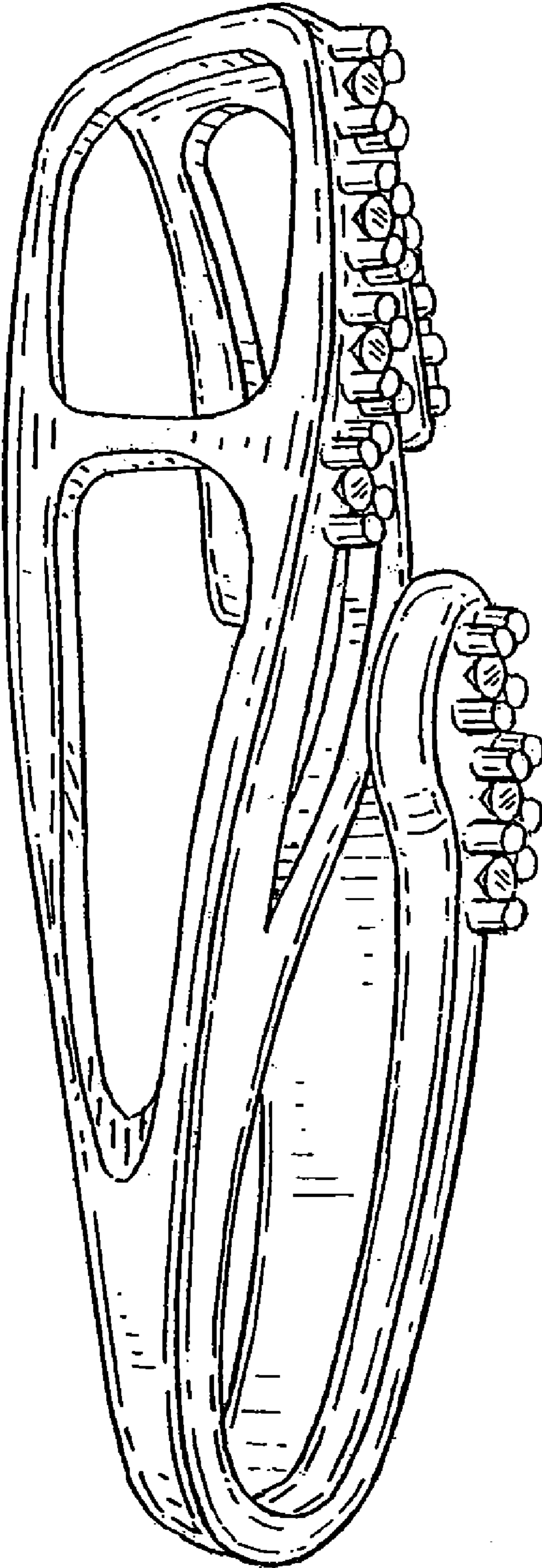


FIG. 5

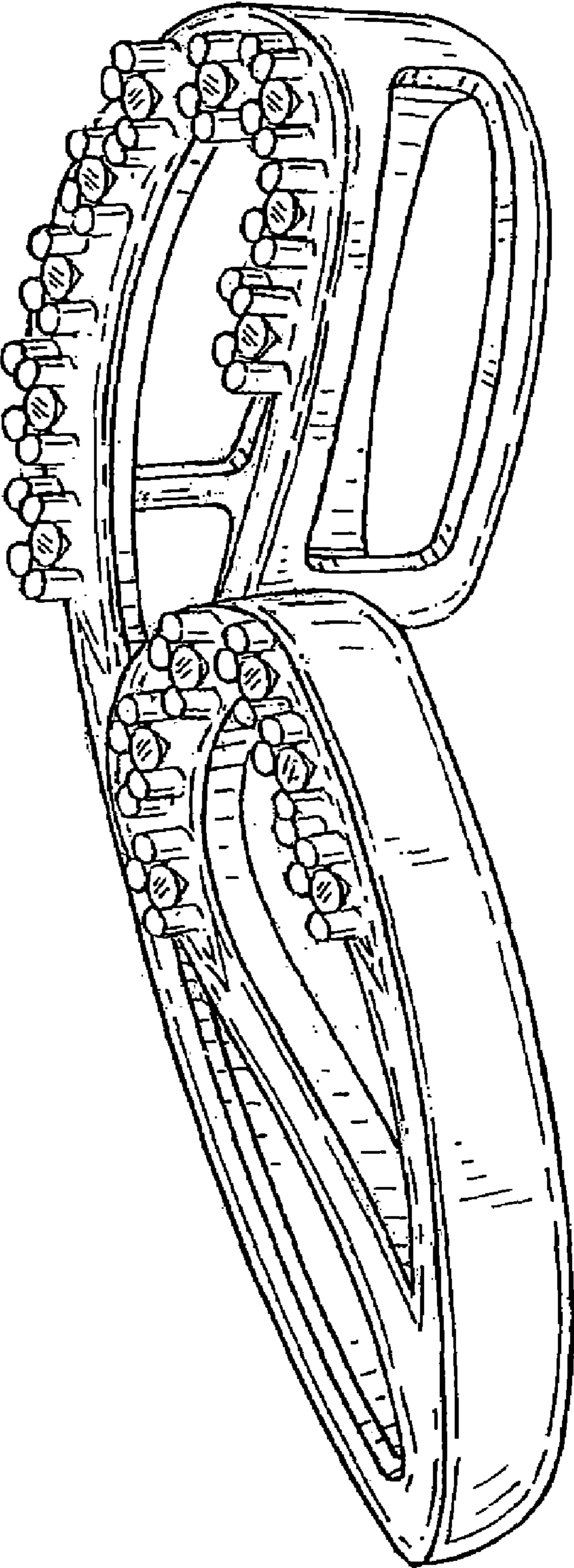


FIG. 6