



US00D614072S

(12) **United States Design Patent**
Vagal

(10) **Patent No.:** **US D614,072 S**
(45) **Date of Patent:** **** Apr. 20, 2010**

(54) **RING**
(75) Inventor: **Ruchita K. Vagal**, Mumbai (IN)
(73) Assignee: **Jewelex New York, Ltd.**, New York, NY (US)
(**) Term: **14 Years**
(21) Appl. No.: **29/316,190**
(22) Filed: **Sep. 1, 2009**

D514,469 S * 2/2006 Race D11/34
D604,657 S * 11/2009 Marks D11/34

* cited by examiner

Primary Examiner—Cathron C Brooks
Assistant Examiner—Melanie Levy
(74) *Attorney, Agent, or Firm*—Thomas I. Rozsa

(51) **LOC (9) Cl.** **11-01**
(52) **U.S. Cl.** **D11/35**
(58) **Field of Classification Search** D11/26–39;
63/15.1–15.4, 15.45, 15.5, 15.6, 15.65, 15.7,
63/26–27
See application file for complete search history.

(57) **CLAIM**

The ornamental design for a ring, as shown and described.

DESCRIPTION

FIG. 1 is a perspective view of the ring, showing my design;
FIG. 2 is a top plan view thereof;
FIG. 3 is a bottom plan view thereof;
FIG. 4 is a front elevational view, the rear elevational view being a mirror image thereof; and,
FIG. 5 is a side elevational view thereof when viewed from the left side, the side elevational view from the right side being a mirror image thereof.

The stones within the setting of the ring are shown in broken lines and do not form any part of the claimed invention.

(56) **References Cited**

U.S. PATENT DOCUMENTS

D445,056 S * 7/2001 Haquet D11/26
D445,716 S * 7/2001 Goldstein D11/26
D506,496 S * 6/2005 Shah D11/34
D508,073 S * 8/2005 Shah D11/34
D513,202 S * 12/2005 Shah D11/34

1 Claim, 2 Drawing Sheets



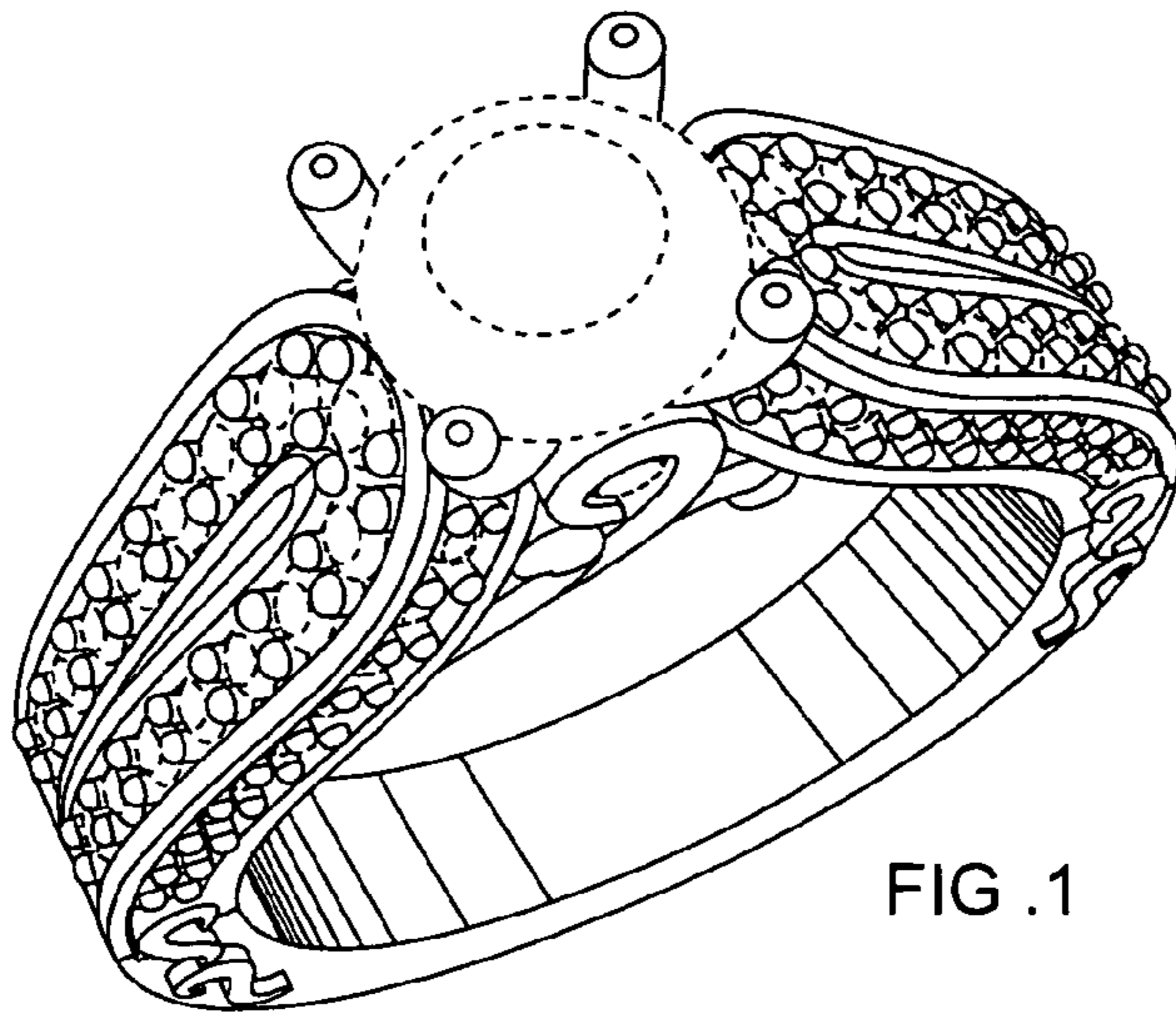


FIG .1




FIG .2

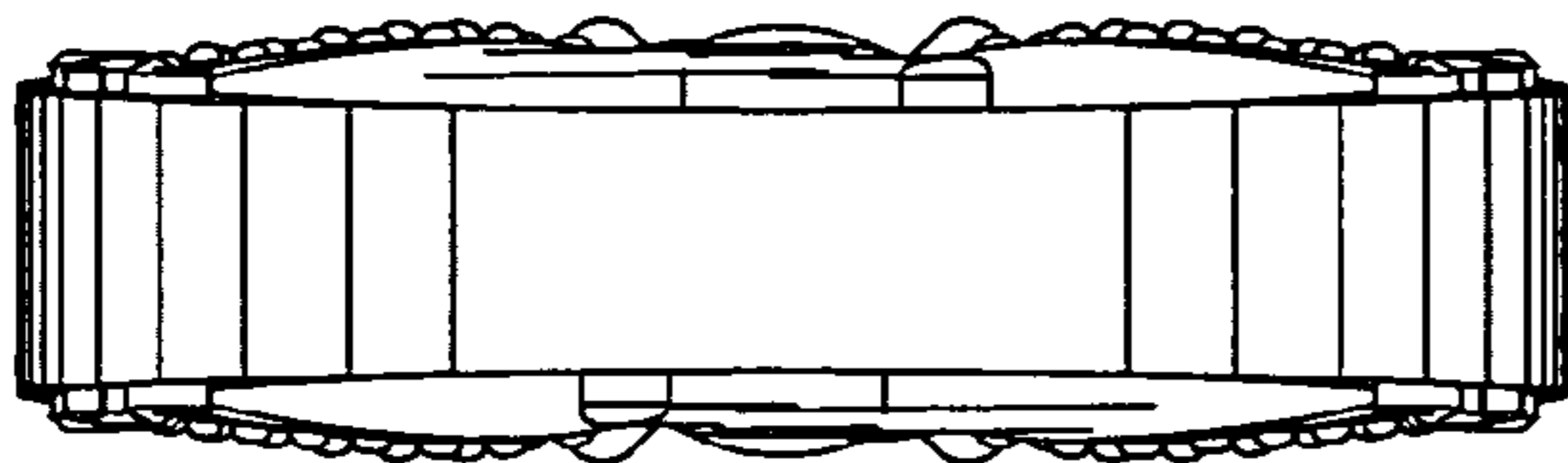


FIG .3




FIG . 5




FIG . 4