



US00D614038S

(12) **United States Design Patent**
Chelles

(10) **Patent No.:** **US D614,038 S**

(45) **Date of Patent:** **** Apr. 20, 2010**

(54) **FLASK**

(75) Inventor: **Gustavo Senna Chelles**, São Paulo (BR)

(73) Assignee: **Natura Cosméticos S.A.**, Itapeceirica da Serra, SP (BR)

(**) Term: **14 Years**

(21) Appl. No.: **29/339,834**

(22) Filed: **Jul. 8, 2009**

(30) **Foreign Application Priority Data**

Jan. 9, 2009 (BR) DI6900071-9

(51) **LOC (9) Cl.** **09-01**

(52) **U.S. Cl.** **D9/529; D9/520; D9/526**

(58) **Field of Classification Search** D9/435,
D9/454, 682, 686, 688, 689, 690, 691, 723,
D9/726, 516, 520, 522, 523, 526, 529, 549,
D9/551, 564, 575; 215/381-385

See application file for complete search history.

(56) **References Cited**

U.S. PATENT DOCUMENTS

D18,219 S * 4/1888 Atterbury D9/529
D44,883 S * 11/1913 Alexander et al. D9/544
D70,855 S * 8/1926 Oppenheim, Jr. D9/545
D79,842 S * 11/1929 Nicholson D9/544
D146,098 S * 12/1946 D'Anselme D9/502
D278,411 S * 4/1985 Reitzel et al. D9/529
D284,739 S * 7/1986 Thieffry D9/661
D288,782 S * 3/1987 Monod D9/545
D323,110 S * 1/1992 Simms et al. D9/529

D323,459 S * 1/1992 Cassini D9/670
D336,036 S * 6/1993 Wacker D9/635
D351,990 S * 11/1994 Shiokawa D9/693
D357,866 S * 5/1995 Beier-Rosetti D9/523
D375,675 S * 11/1996 Luzzi et al. D9/689
D391,169 S * 2/1998 Workman et al. D9/539
D393,596 S * 4/1998 Kotyuk D9/558
D395,398 S * 6/1998 Kotyuk D9/558
D426,300 S * 6/2000 Conforti D24/115
D453,296 S * 2/2002 Granai D9/519
D485,185 S * 1/2004 Versace D9/523
D507,188 S * 7/2005 Chen D9/686
D541,663 S * 5/2007 Sorensen et al. D9/558
D592,973 S * 5/2009 Kim D9/719

* cited by examiner

Primary Examiner—Stella M Reid

Assistant Examiner—Elizabeth J Oswecki

(74) *Attorney, Agent, or Firm*—B. Aaron Schulman; Stites & Harbison PLLC

(57) **CLAIM**

The ornamental design for a flask, as shown and described.

DESCRIPTION

FIG. 1 is a perspective, top view of a flask showing my new design;

FIG. 2 is a front view thereof.

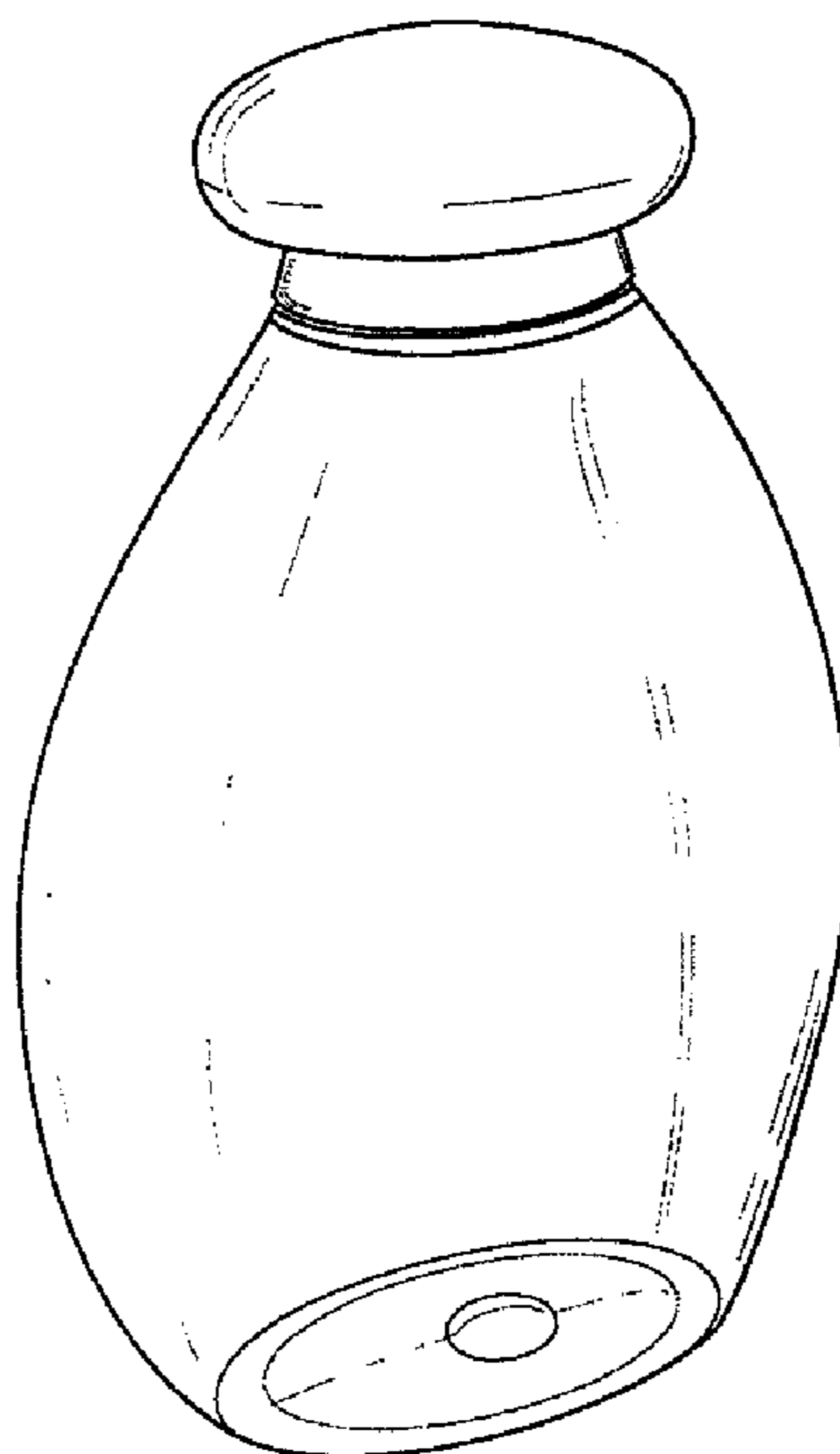
FIG. 3 is a back view thereof.

FIG. 4 is a side view thereof.

FIG. 5 is a top view thereof; and,

FIG. 6 is a bottom view thereof.

1 Claim, 1 Drawing Sheet



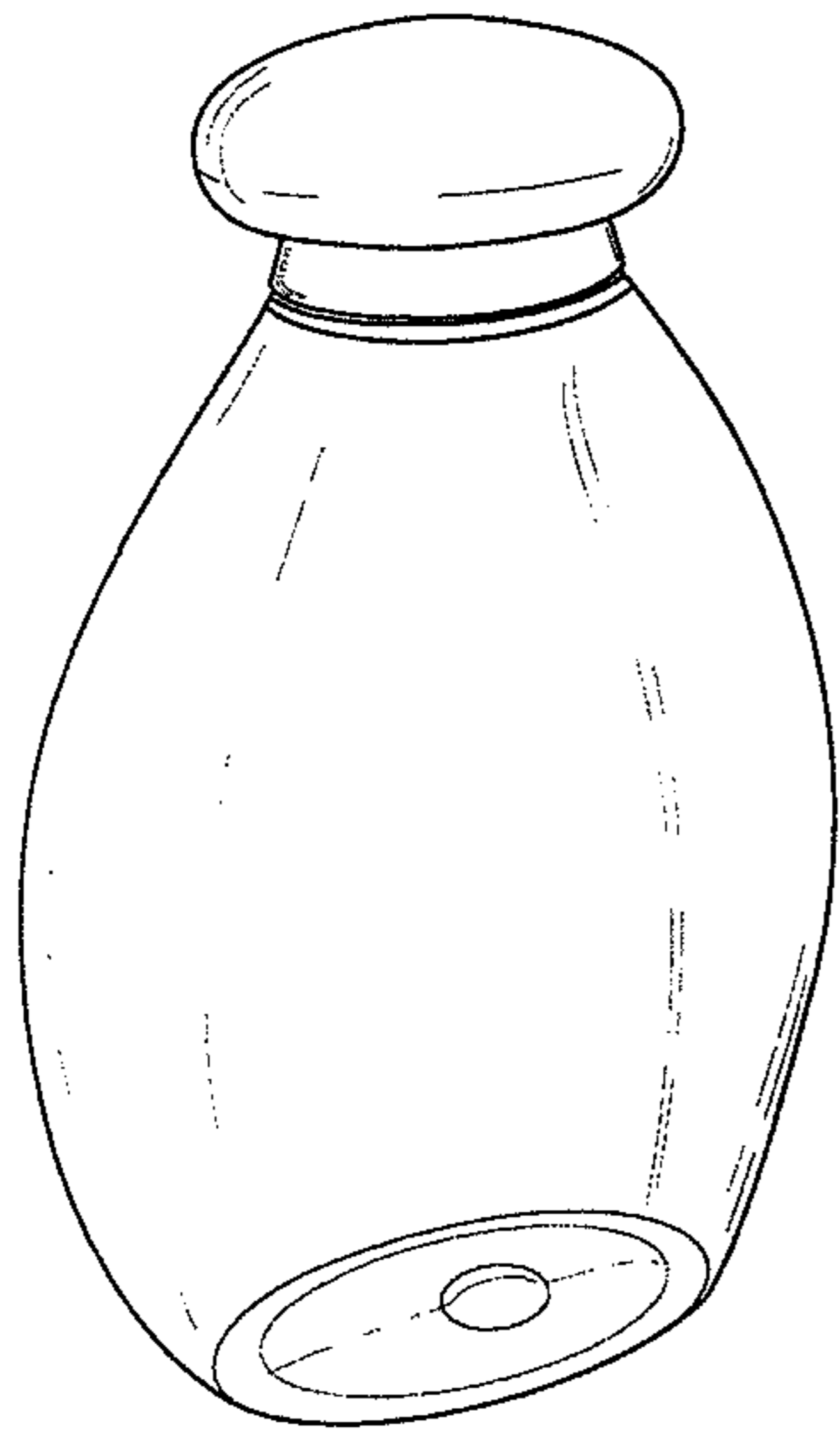


Fig. 1

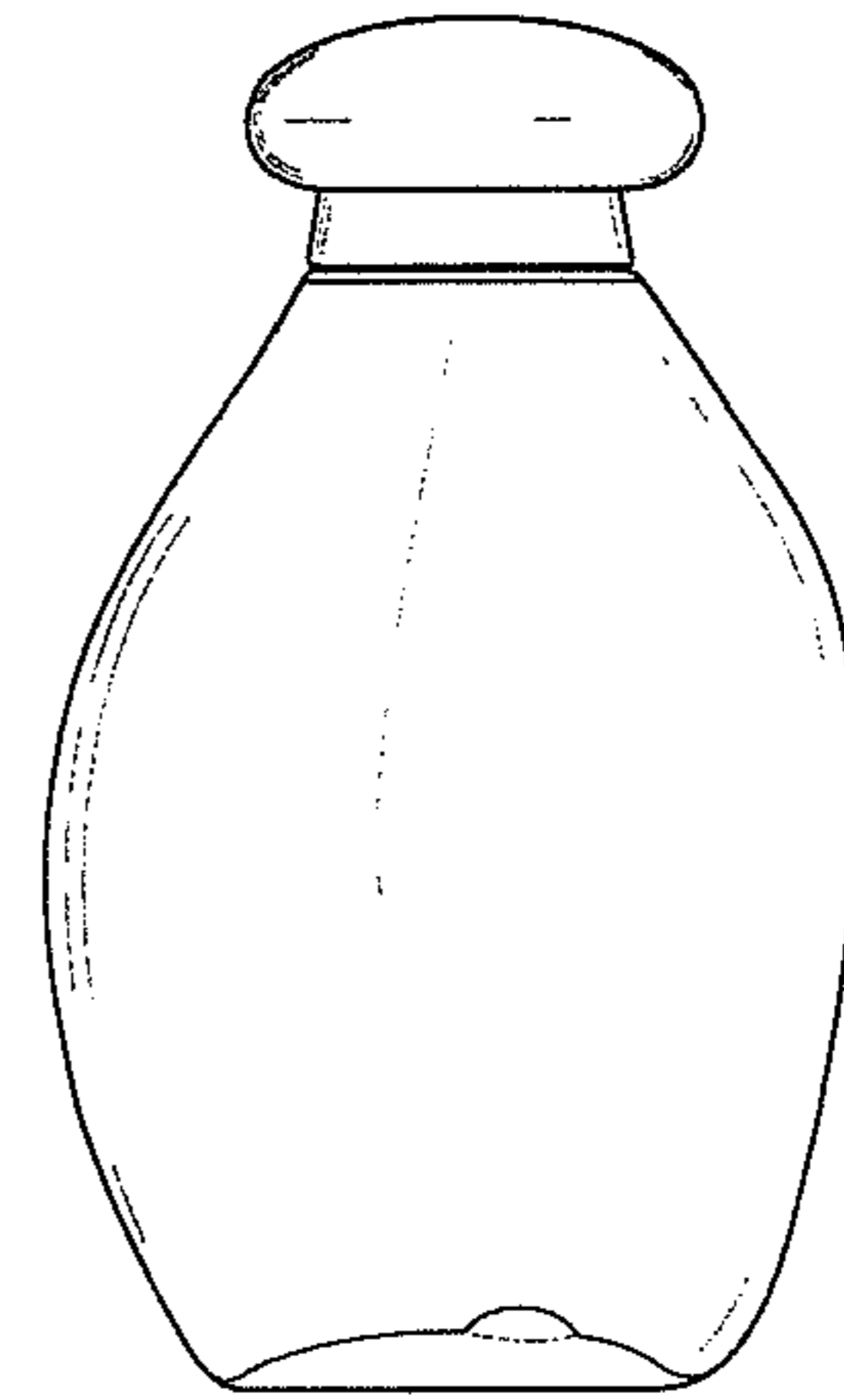


Fig. 2

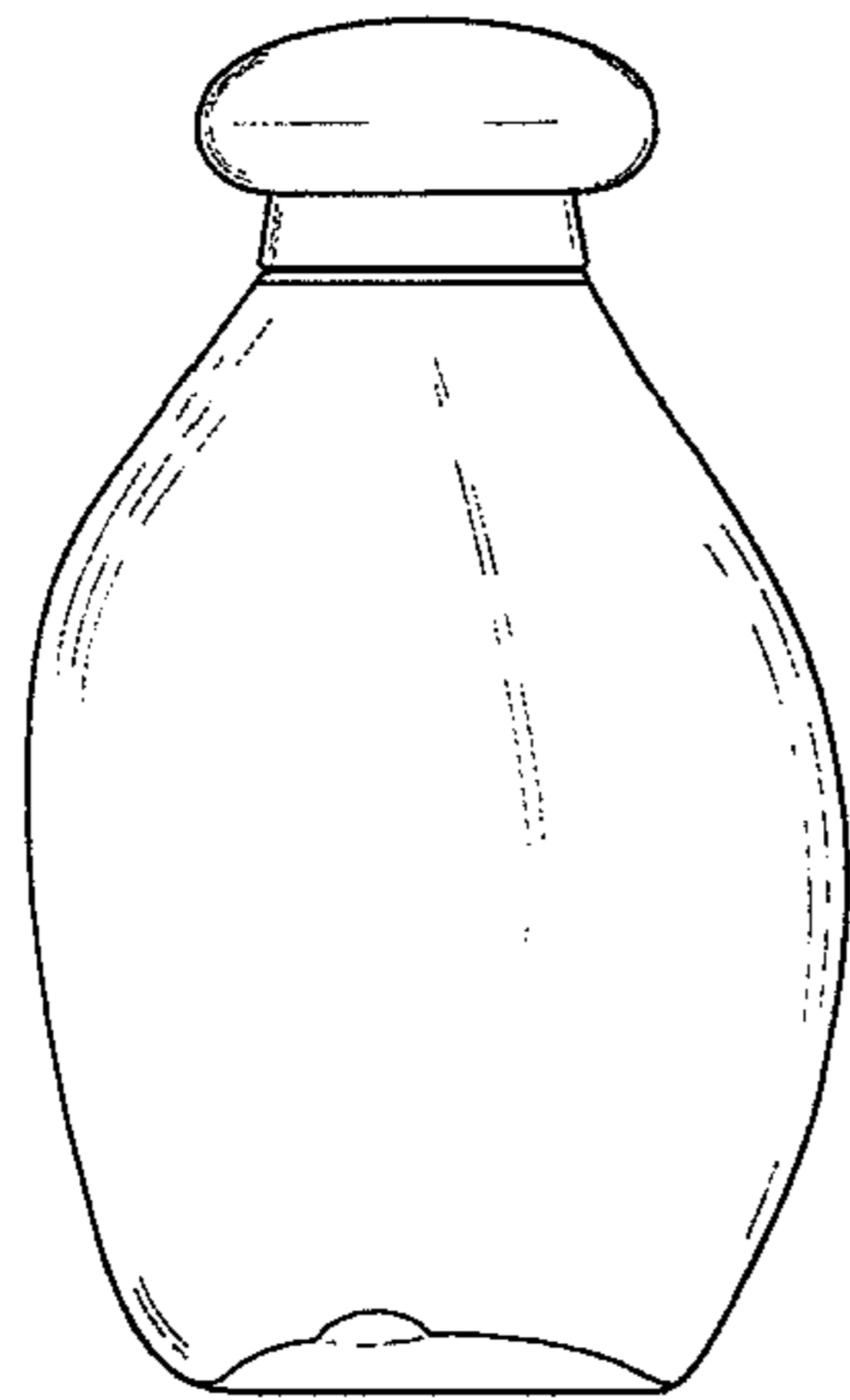


Fig. 3

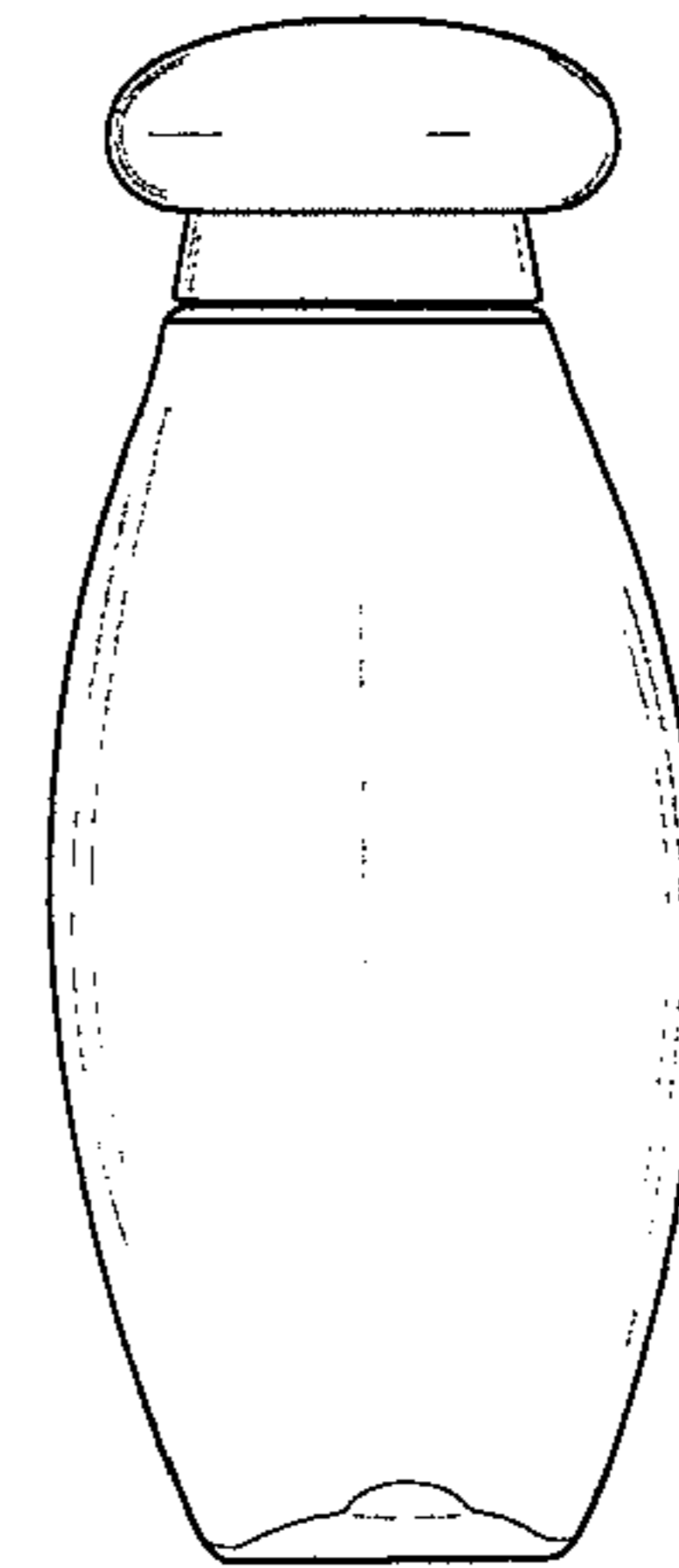


Fig. 4

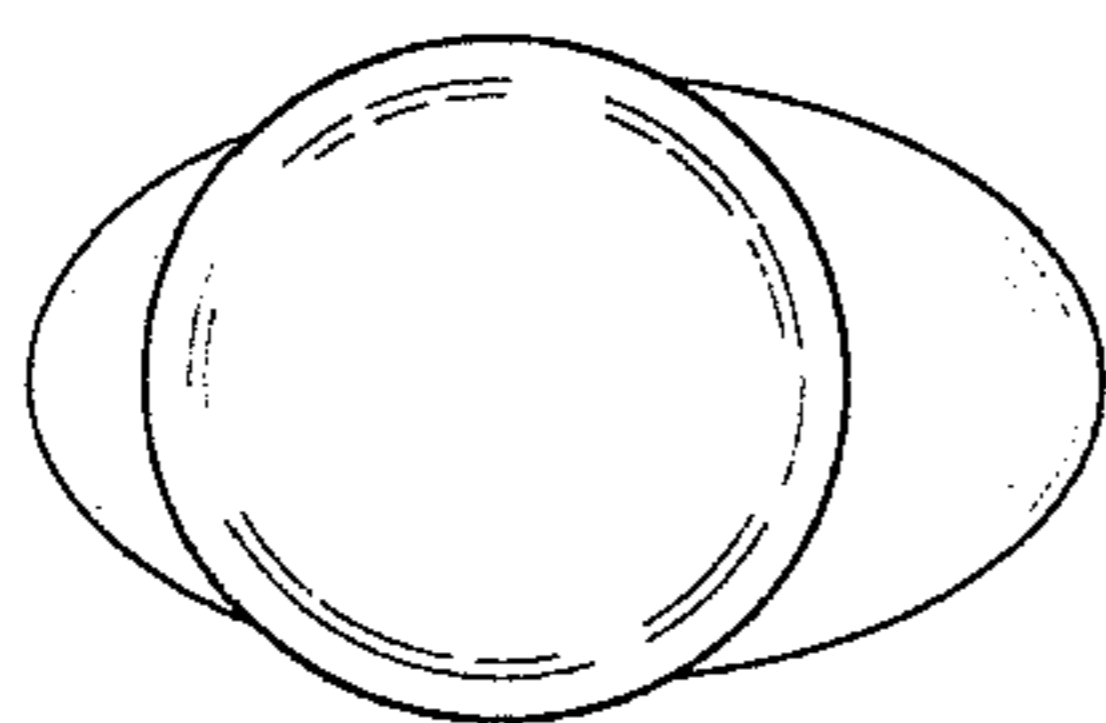


Fig. 5

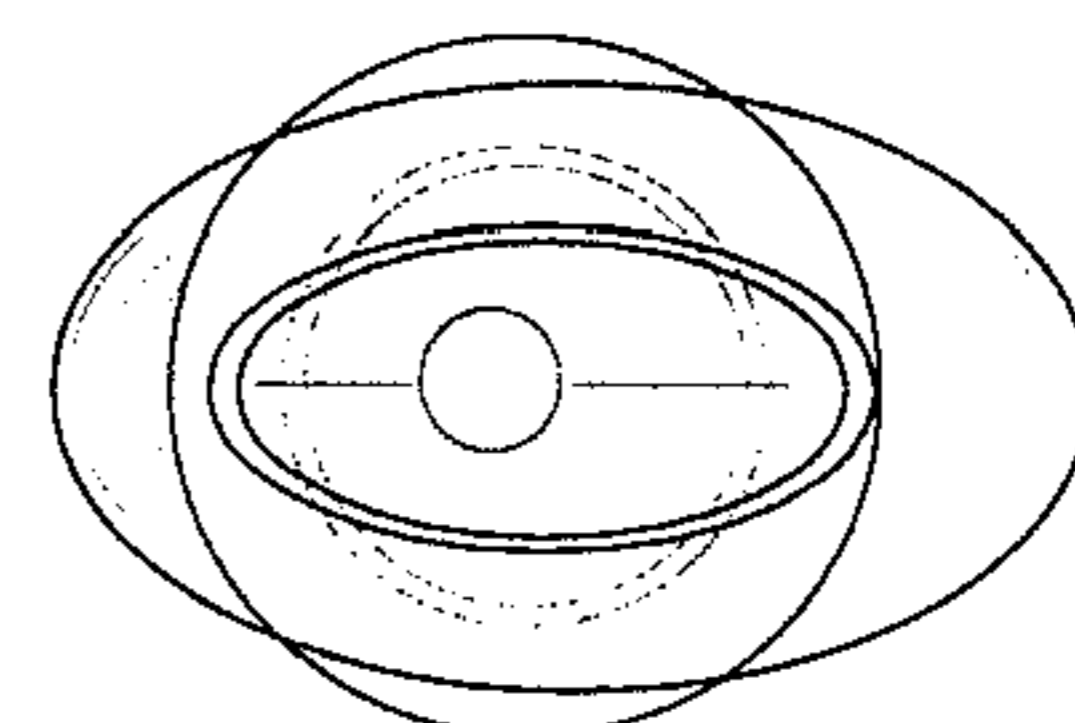


Fig. 6