



US00D614032S

(12) **United States Design Patent**
Handy

(10) **Patent No.:** **US D614,032 S**
(45) **Date of Patent:** **** Apr. 20, 2010**

(54) **BOTTLE**

(75) Inventor: **Francis J. Handy**, Kentfield, CA (US)

(73) Assignee: **Method Products, Inc.**, San Francisco, CA (US)

(**) Term: **14 Years**

(21) Appl. No.: **29/340,717**

(22) Filed: **Jul. 23, 2009**

(51) **LOC (9) Cl.** **09-01**

(52) **U.S. Cl.** **D9/503; D9/556; D9/692**

(58) **Field of Classification Search** D9/682-694,
D9/500-505, 516-575, 434-455; 215/379-384;
220/662, 665, 679-675; 222/211, 212, 213,
222/215, 321.7-321.9, 372, 373, 378, 379,
222/383.1, 384-386, 398, 400.7, 400.8, 401,
222/402.1-402.25

See application file for complete search history.

(56) **References Cited**

U.S. PATENT DOCUMENTS

- D59,583 S * 11/1921 Green D9/777
- D87,397 S 7/1932 Marshburn et al.
- D121,678 S * 7/1940 Jung D9/453
- D139,381 S * 11/1944 Harris D9/504
- D165,734 S * 1/1952 Barton D9/453
- D189,374 S * 11/1960 Harris D9/504
- D189,938 S 3/1961 Heintze
- 3,130,877 A * 4/1964 Miller 222/207
- 3,198,400 A * 8/1965 Roehrich 222/182
- D203,227 S * 12/1965 Utley D9/558
- D205,552 S 8/1966 Meyer
- D207,925 S 6/1967 Koenigsberg
- D210,571 S * 3/1968 Vanderhyde D9/538
- D212,463 S * 10/1968 Vanderhyde D9/450
- D216,539 S * 2/1970 Trotti D23/225
- D292,381 S * 10/1987 Kowollik et al. D9/453
- D323,455 S * 1/1992 Eichler D9/558
- D342,022 S 12/1993 Pritchard

- D409,051 S 5/1999 Huang
- D435,792 S * 1/2001 Peloquin D9/448
- D464,265 S * 10/2002 Elliot et al. D9/504
- D498,419 S 11/2004 Martin
- D522,369 S * 6/2006 Penn D9/520
- D533,064 S 12/2006 Glynn et al.
- D538,474 S 3/2007 Sheppard et al.
- D557,606 S 12/2007 Rashid
- 2007/0040296 A1 * 2/2007 Moore 264/211.11

* cited by examiner

Primary Examiner—Catherine Tuttle

(74) *Attorney, Agent, or Firm*—Sterne, Kessler, Goldstein & Fox P.L.L.C.

(57) **CLAIM**

The ornamental design for a bottle, as shown and described.

DESCRIPTION

FIG. 1 is a front perspective view of a first embodiment of a bottle showing my new design;

FIG. 2 is a side view thereof, the opposite side view being a mirror image thereof;

FIG. 3 is a rear view thereof;

FIG. 4 is a front view thereof;

FIG. 5 is a top plan view thereof;

FIG. 6 is a front perspective view of a second embodiment of a bottle showing my new design;

FIG. 7 is a side view thereof, the opposite side view being a mirror image thereof;

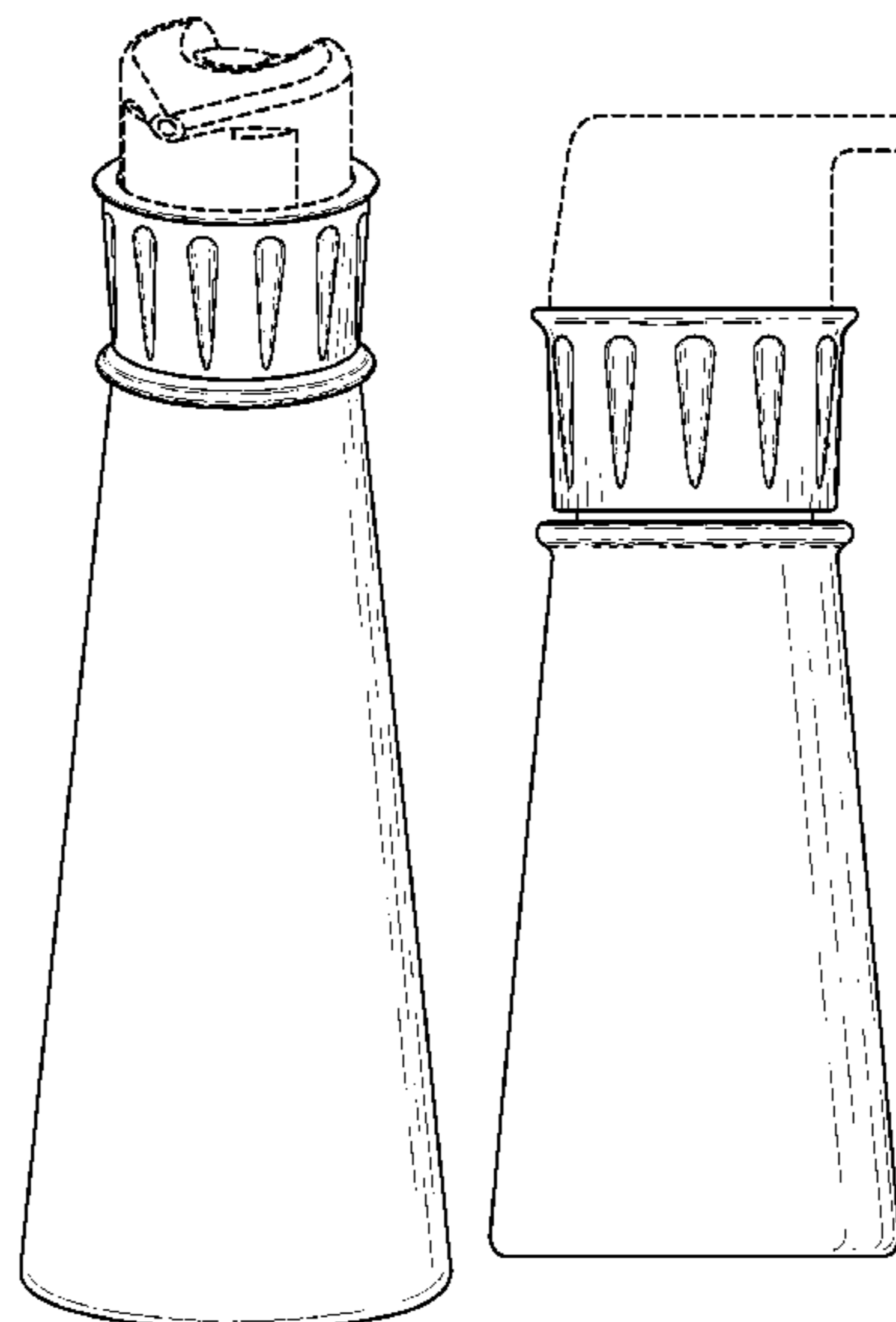
FIG. 8 is a rear view thereof;

FIG. 9 is a front view thereof; and,

FIG. 10 is a top plan view thereof.

The broken lines in the Figures are included for the purpose of illustrating associated environmental structure which forms no part of the claimed design.

1 Claim, 10 Drawing Sheets



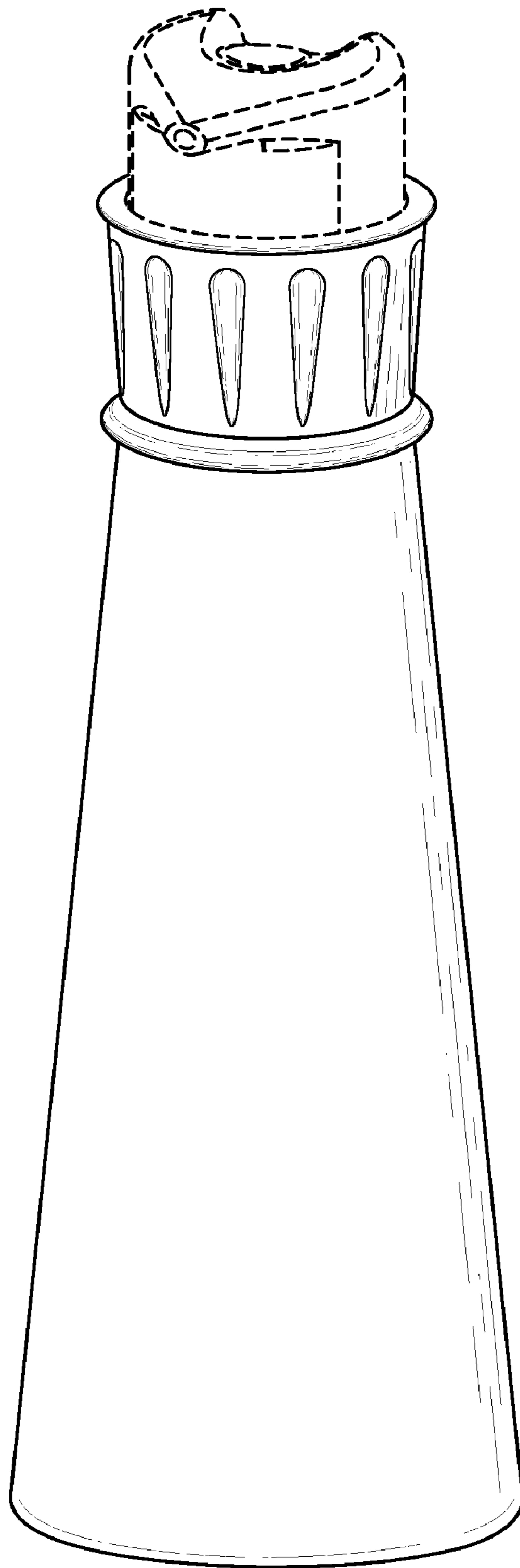


FIG. 1

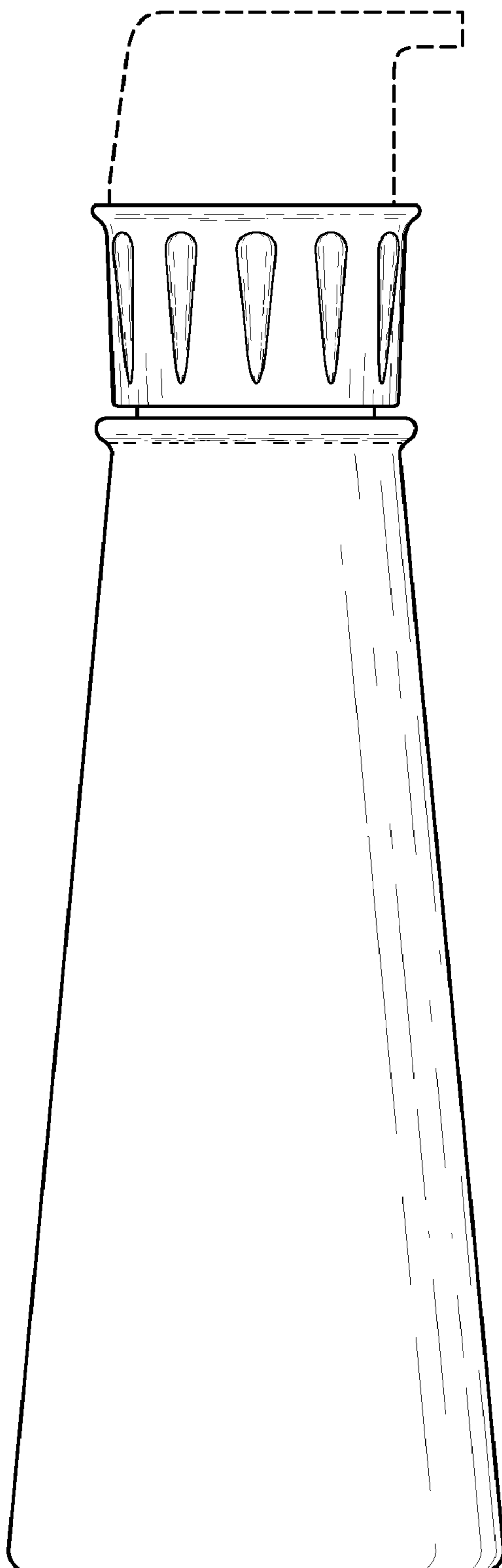


FIG. 2

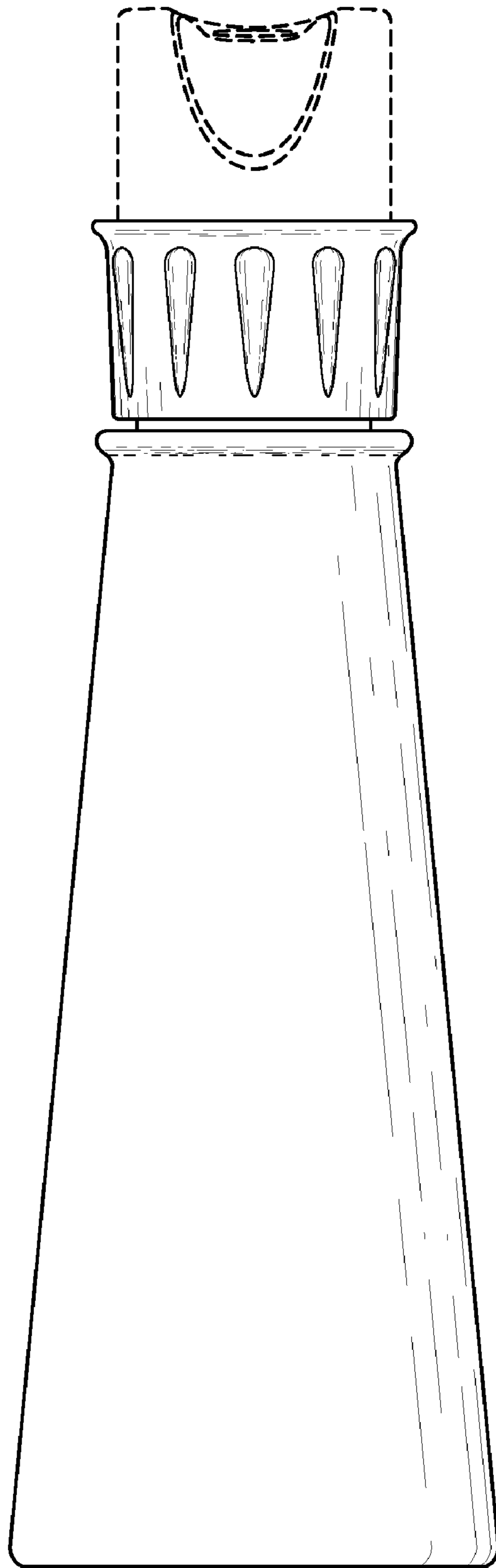


FIG. 3



FIG. 4

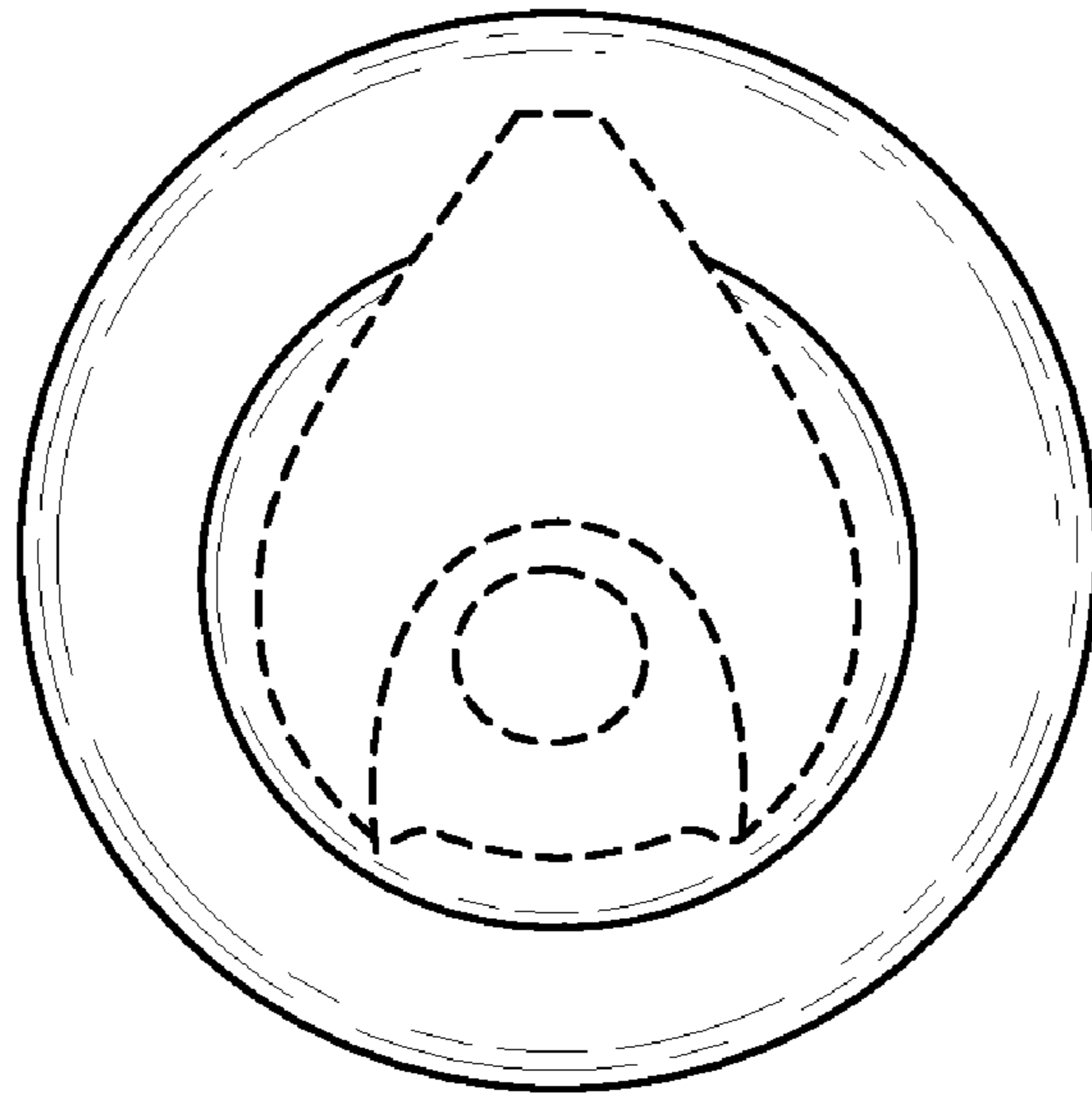


FIG. 5

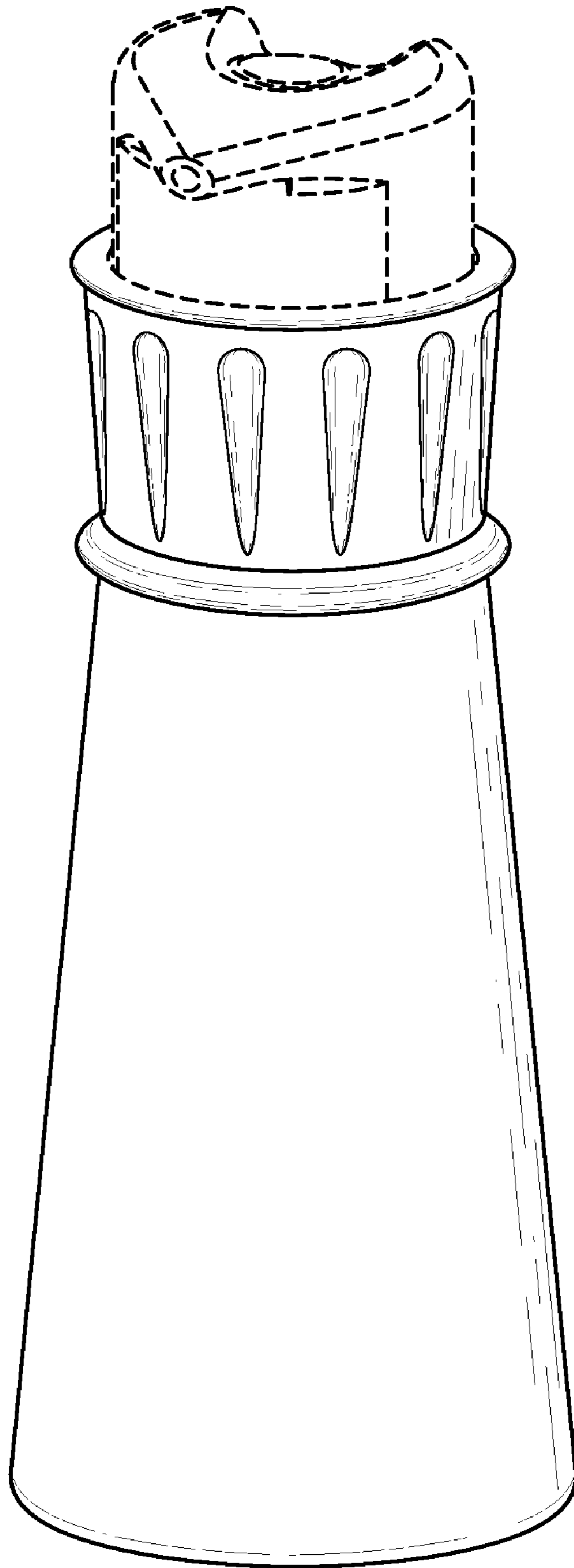


FIG. 6




FIG. 7

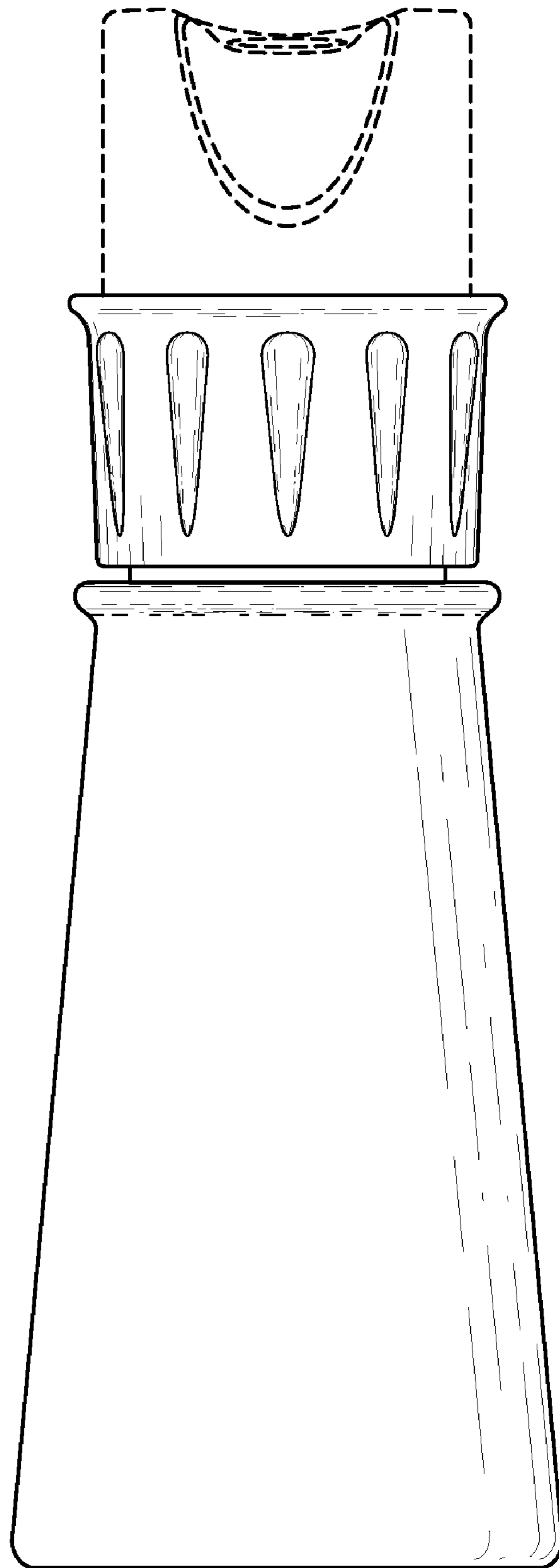


FIG. 8




FIG. 9

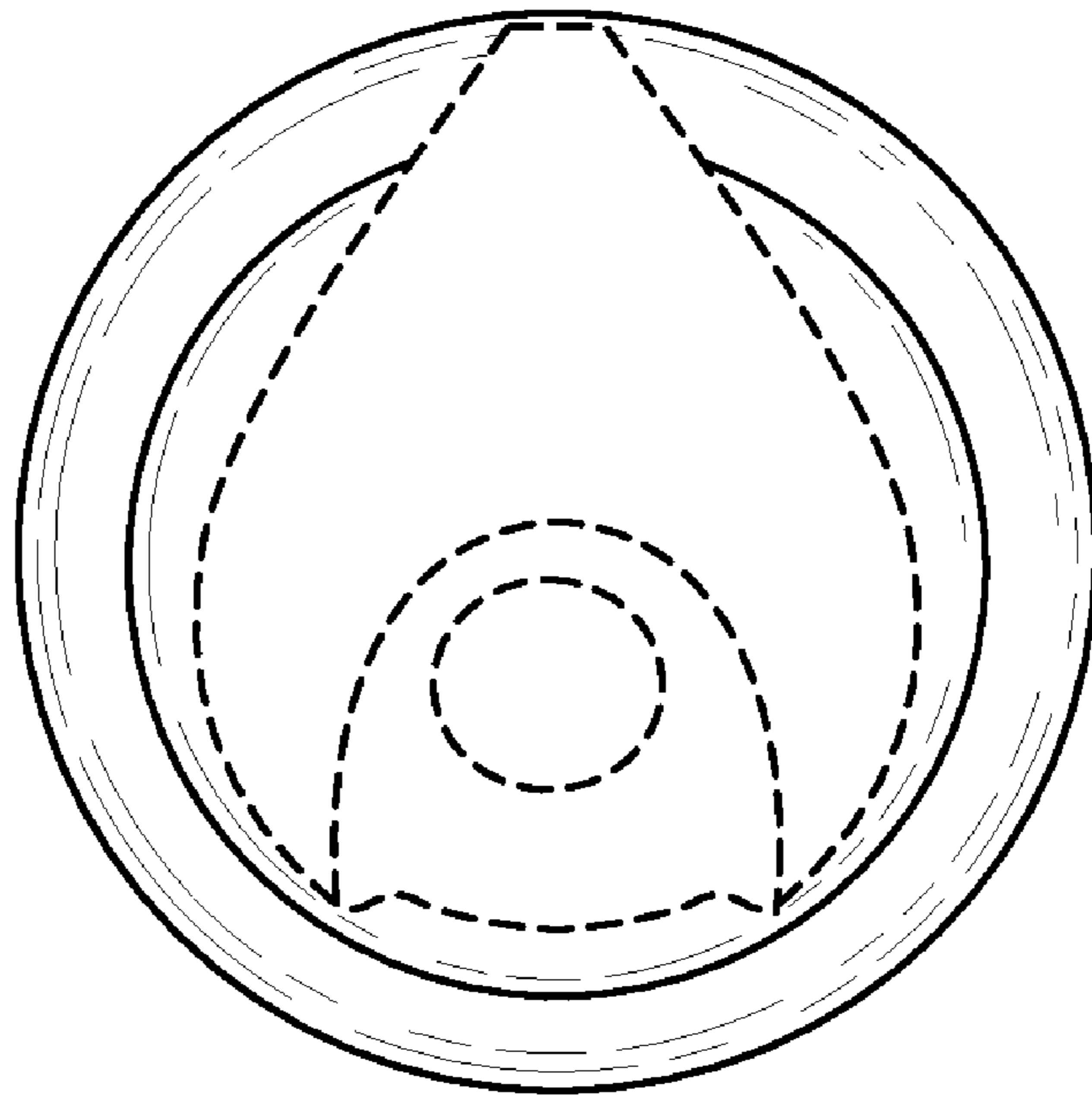


FIG. 10