

US00D614027S

(12) **United States Design Patent**
Fallat, II et al.

(10) **Patent No.:** **US D614,027 S**
(45) **Date of Patent:** **** Apr. 20, 2010**

(54) **SHOULDER FOR A CONTAINER**

(75) Inventors: **Peter J. Fallat, II**, Whitehouse Station, NJ (US); **Bruce Cummings**, New York, NY (US); **Brian Worthington**, Dunellen, NJ (US)

(73) Assignee: **Colgate-Palmolive Co.**, New York, NY (US)

(**) Term: **14 Years**

(21) Appl. No.: **29/339,569**

(22) Filed: **Jul. 2, 2009**

(51) **LOC (9) Cl.** **09-07**

(52) **U.S. Cl.** **D9/442**

(58) **Field of Classification Search** D9/907,
D9/697, 696, 695, 530, 454, 453, 445, 444,
D9/443, 442, 439, 438, 436, 435, 434, 415;
D7/536, 535, 533, 511, 396.2, 391; D3/326,
D3/318, 302, 294; 222/568, 567, 566, 376,
222/288, 214, 212.5; 215/356, 329, 305,
215/228, 11.1

See application file for complete search history.

(56) **References Cited**

U.S. PATENT DOCUMENTS

1,978,455	A	10/1934	Geerlings	
D194,222	S *	12/1962	Rolley	D9/442
D286,620	S *	11/1986	Schneider	D9/435
4,844,250	A	7/1989	Holoubek et al.	
D319,178	S	8/1991	Katada et al.	
D329,379	S	9/1992	Jorgensen et al.	
D359,683	S *	6/1995	Beach	D9/434
5,547,091	A	8/1996	Neveras et al.	
D401,138	S	11/1998	Rosen et al.	
D414,688	S	10/1999	Loeb et al.	
D424,436	S *	5/2000	Brecheisen et al.	D9/434
6,071,523	A	6/2000	Mehta et al.	
6,223,919	B1	5/2001	Kuehn	
D447,410	S *	9/2001	Malmborg	D9/434
6,305,577	B1	10/2001	Fillmore et al.	
D456,256	S *	4/2002	Paczosa	D9/435

D474,961	S	5/2003	Haruta	
D479,466	S *	9/2003	Bremner et al.	D9/434
D480,640	S *	10/2003	Oyama et al.	D9/439
D487,398	S	3/2004	Bremner et al.	
D488,059	S	4/2004	Mounier	
6,722,536	B2	4/2004	Bremner et al.	
D503,611	S	4/2005	Py et al.	
D511,464	S	11/2005	Py et al.	
D512,647	S	12/2005	Py et al.	
D517,425	S *	3/2006	Py et al.	D9/697
D532,700	S	11/2006	Py et al.	

(Continued)

Primary Examiner—Susan Bennett Hattan

(74) *Attorney, Agent, or Firm*—Amy M. Fernandez

(57) **CLAIM**

The ornamental design for a shoulder for a container, as shown and described.

DESCRIPTION

FIG. 1 is a perspective view of a shoulder for a container according to the new design with a nozzle seal in place;

FIG. 2 is a side view thereof, the front, back, left, and right sides being the same in appearance except for variation in the location of the notches in the seal and thread termination points shown in the other figures;

FIG. 3 is a detail fragmentary side view of a portion thereof;


FIG. 4 is a top view thereof;

FIG. 5 is a bottom view thereof; and,

FIG. 6 is a perspective view thereof with the nozzle seal removed.

All broken lines shown in the drawings are for environmental purposes only and form no part of the claimed design.

1 Claim, 4 Drawing Sheets



US D614,027 S

Page 2

U.S. PATENT DOCUMENTS

D532,701 S	11/2006	Spencer	
D538,158 S *	3/2007	Py et al.	D9/442
D546,196 S	7/2007	Py et al.	
D551,088 S	9/2007	Dittmer et al.	
D552,485 S	10/2007	Grabiner et al.	
D553,005 S *	10/2007	Py et al.	D9/697
D558,061 S	12/2007	Py et al.	
D559,703 S	1/2008	Egawa	
D560,118 S *	1/2008	Higgins	D9/434
D561,046 S	2/2008	Kerman	

* cited by examiner

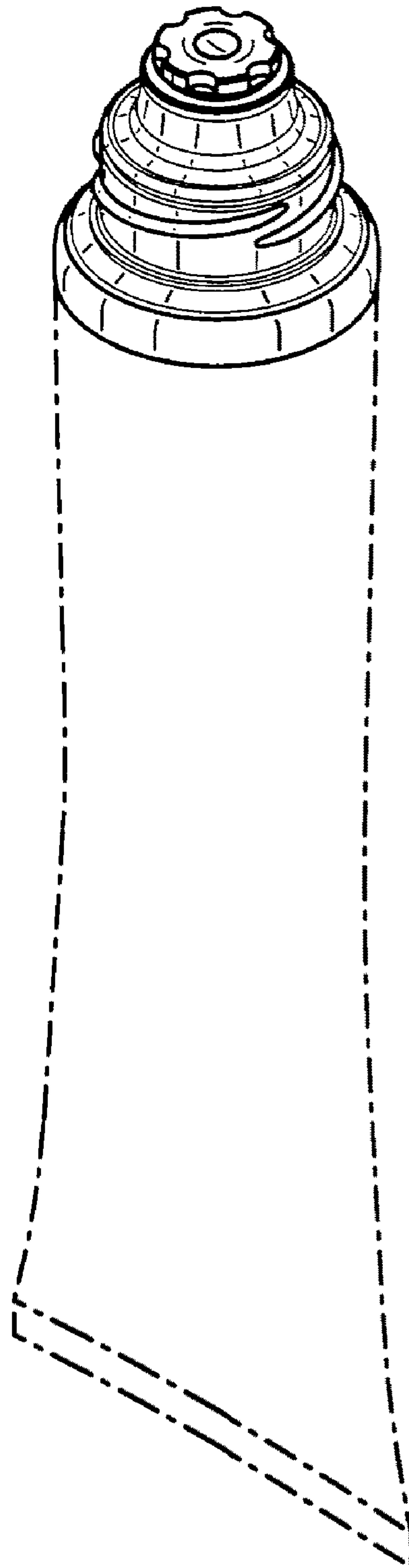


FIG. 1

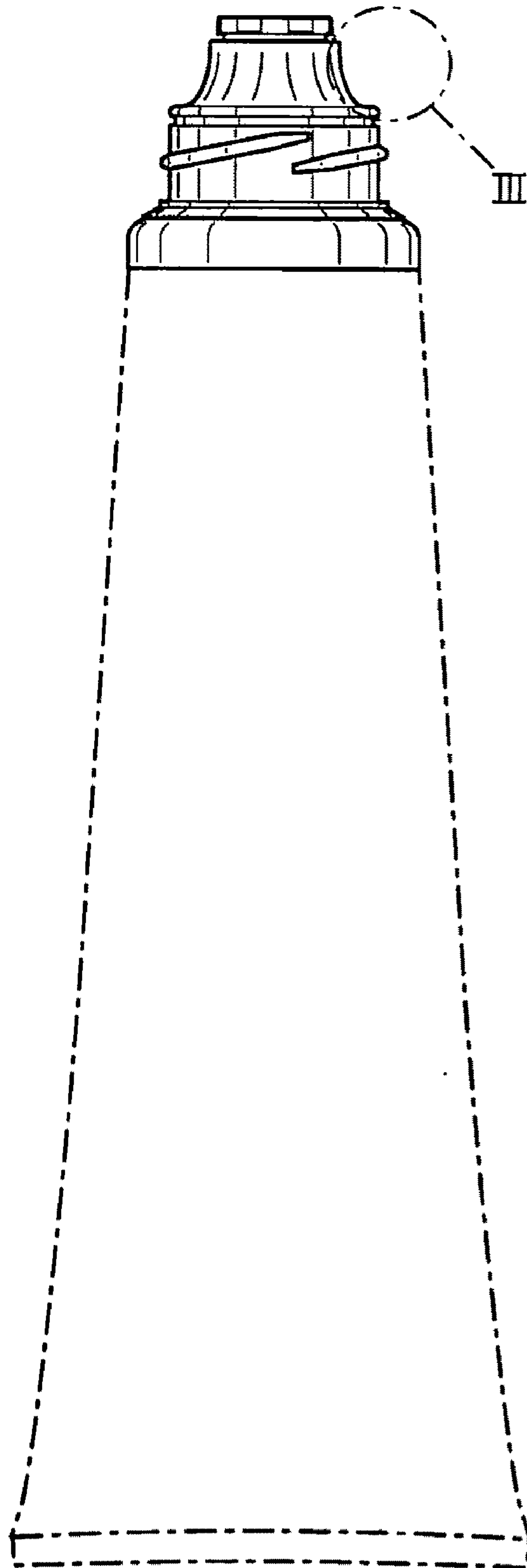


FIG. 2

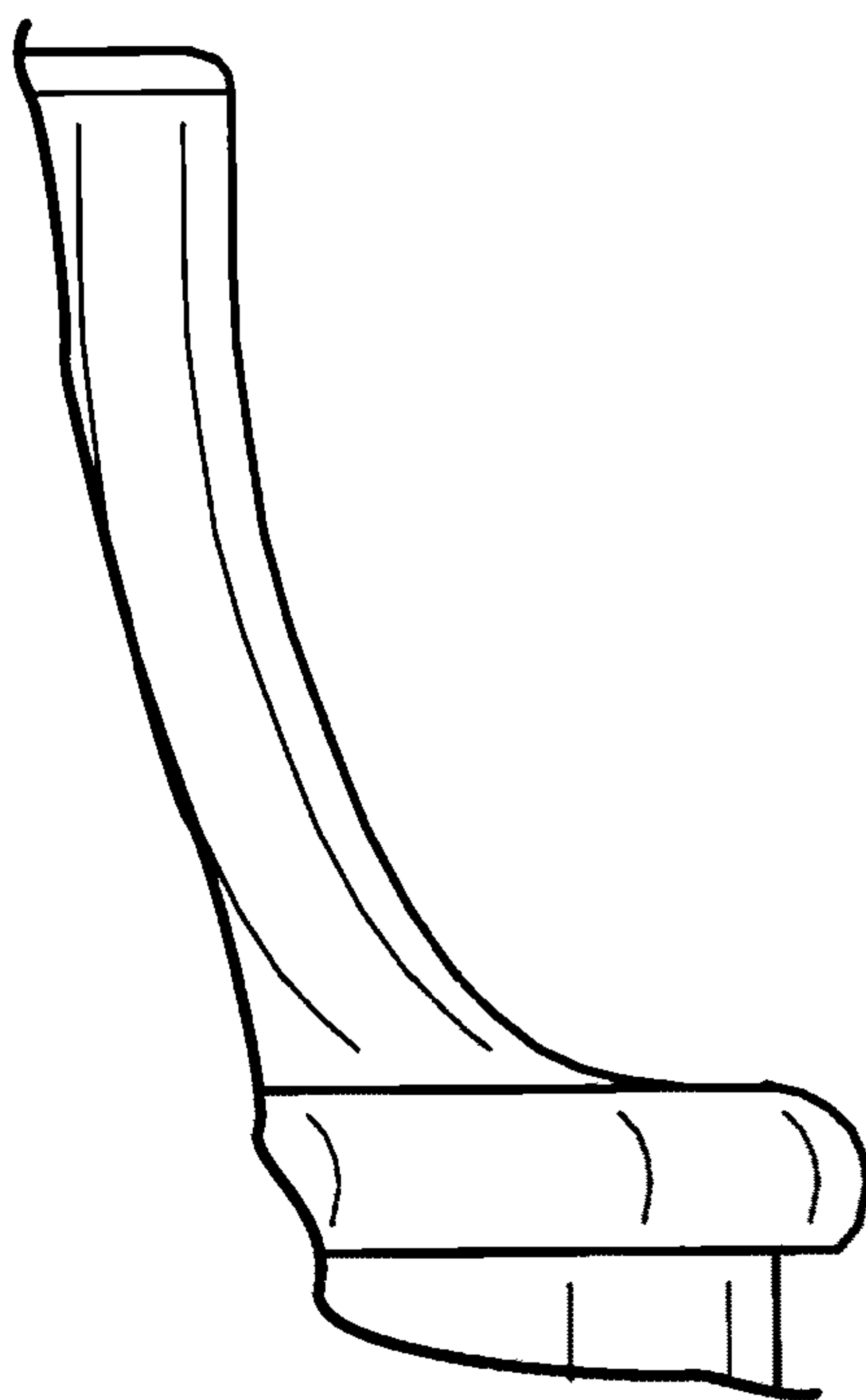


FIG. 3

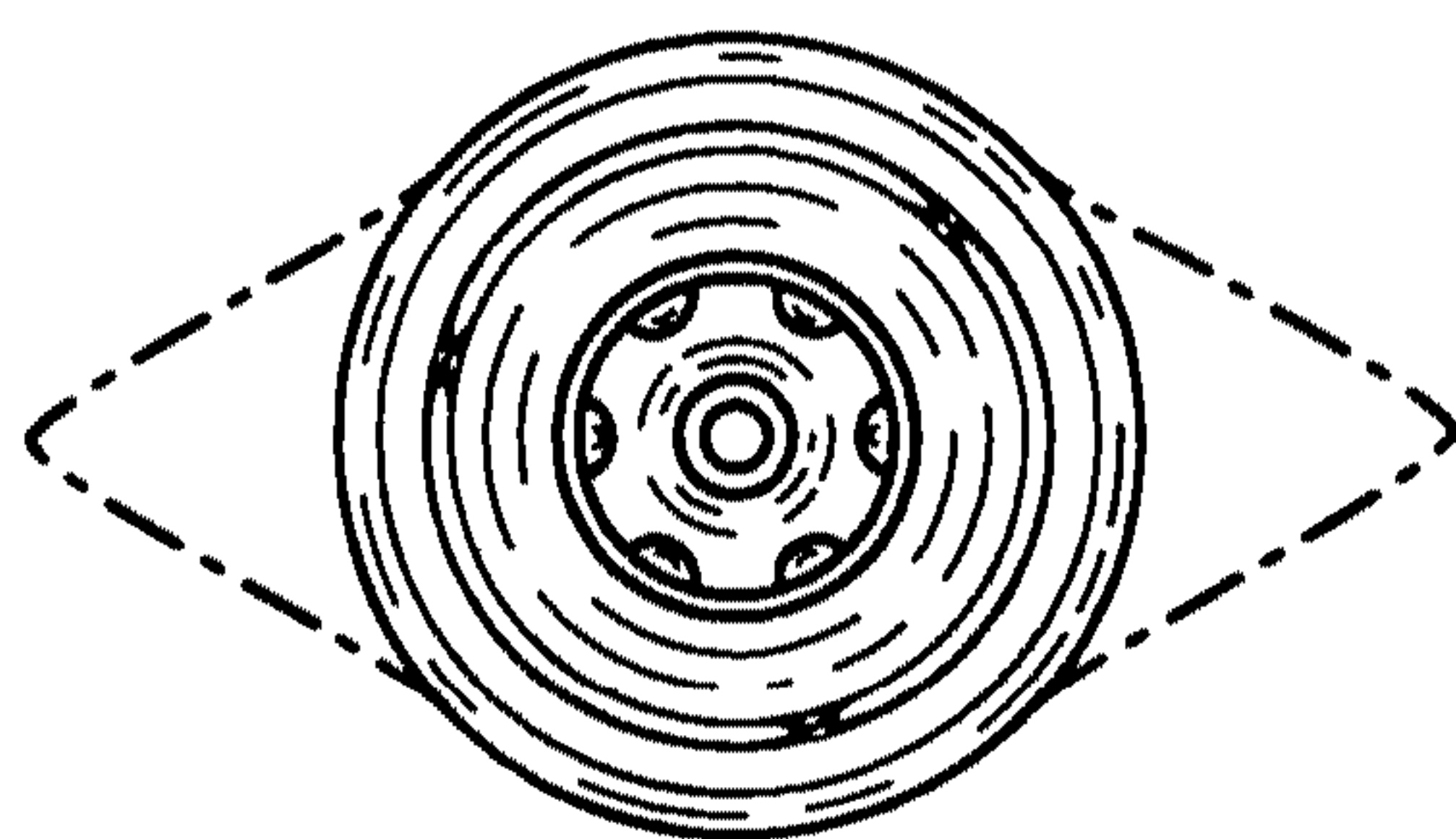


FIG. 4

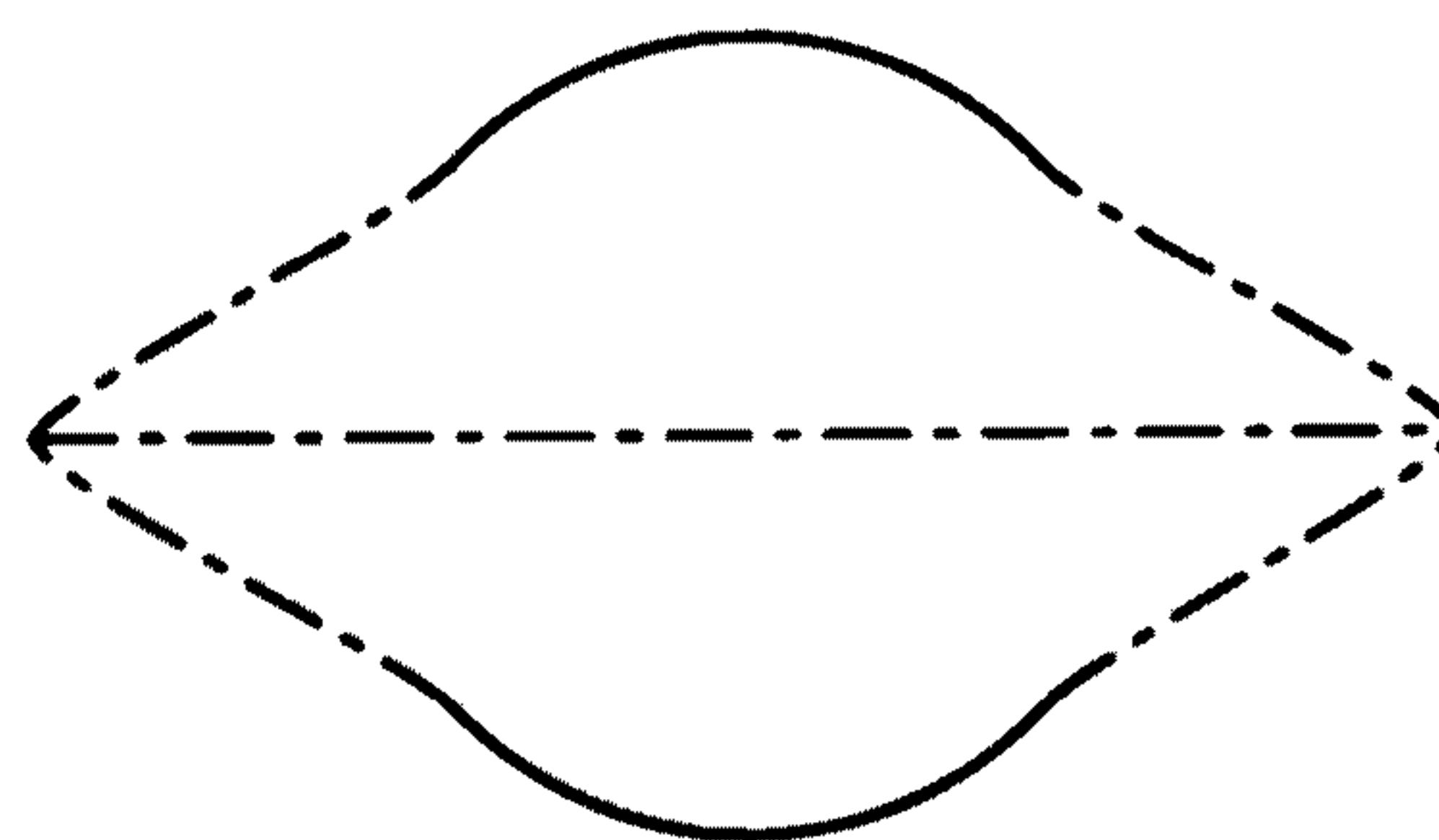


FIG. 5




FIG. 6