



US00D614004S

(12) **United States Design Patent**
Vouvalides

(10) **Patent No.:** **US D614,004 S**

(45) **Date of Patent:** **** Apr. 20, 2010**

(54) **TREE PROTECTOR**

(76) Inventor: **Anthony Vouvalides**, 55 Forest St.,
Closter, NJ (US) 07624

(**) Term: **14 Years**

(21) Appl. No.: **29/337,060**

(22) Filed: **May 14, 2009**

(51) **LOC (9) Cl.** **08-01**

(52) **U.S. Cl.** **D8/1**

(58) **Field of Classification Search** 47/44-47,
47/32.4, 42, 43; D8/1, 349, 354, 363
See application file for complete search history.

(56) **References Cited**

U.S. PATENT DOCUMENTS

115,531 A	5/1871	Schwagerl	
325,184 A	8/1885	Nichols	
404,757 A	6/1889	Webber	
502,559 A *	8/1893	Gillman	47/32.4
503,948 A	8/1893	Crews	
749,522 A	1/1904	Billy et al.	
1,116,961 A *	11/1914	Weixler	47/32.4
1,420,738 A *	6/1922	Paupa	47/32.4
1,579,534 A	4/1926	Hibbard et al.	
2,056,136 A	9/1936	Hyatt	
2,121,379 A	6/1938	Young	
D268,084 S *	3/1983	Haggard	D8/1
D269,843 S *	7/1983	Haggard	D8/1
D270,609 S *	9/1983	Haggard	D8/1
D270,894 S *	10/1983	Haggard	D8/1
5,048,229 A	9/1991	Campbell	
D353,435 S *	12/1994	Bartley	D23/200
D368,835 S *	4/1996	Weber	D8/1
5,544,447 A *	8/1996	Easey et al.	47/65.5
D398,492 S *	9/1998	Weber	D8/1

5,819,468 A *	10/1998	Jollie	47/32.4
D403,929 S *	1/1999	Evans	D8/1
D436,505 S *	1/2001	Mann	D8/1

FOREIGN PATENT DOCUMENTS

EP 0490620 A1 6/1992

* cited by examiner

Primary Examiner—Holly H Baynham

Assistant Examiner—Sheryl Lane

(74) *Attorney, Agent, or Firm*—McCarter & English, LLP

(57) **CLAIM**

What is claimed is the ornamental design for a tree protector,
as shown and described.

DESCRIPTION

FIG. 1 is a perspective view of a design for a tree protector;

FIG. 2 is a front view thereof;

FIG. 3 is a rear view thereof;

FIG. 4 is a left side view thereof;

FIG. 5 is a right side view thereof;

FIG. 6 is a top view thereof;

FIG. 7 is a bottom view thereof;

FIG. 8 is a perspective view of a design for another embodi-
ment of the tree protector;

FIG. 9 is a front view thereof;

FIG. 10 is a rear view thereof;

FIG. 11 is a left side view thereof;

FIG. 12 is a right side view thereof;

FIG. 13 is a top view thereof; and,

FIG. 14 is a bottom view thereof.

1 Claim, 8 Drawing Sheets



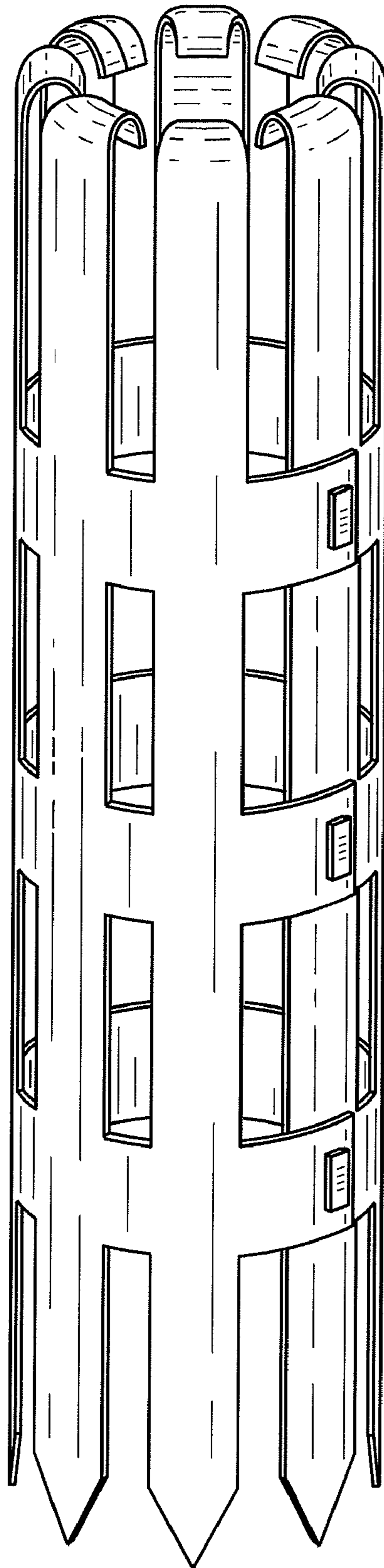


FIG. 1

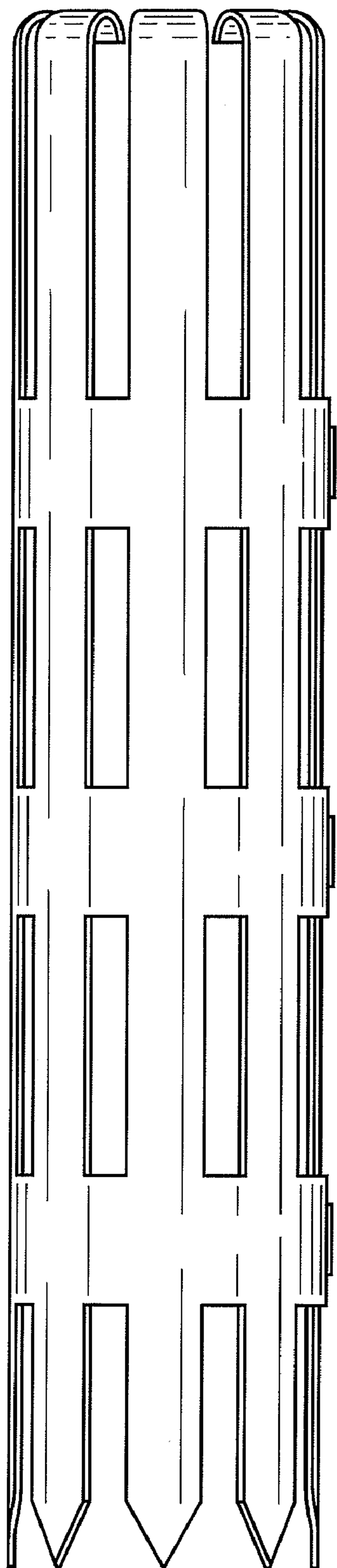


FIG. 2




FIG. 3

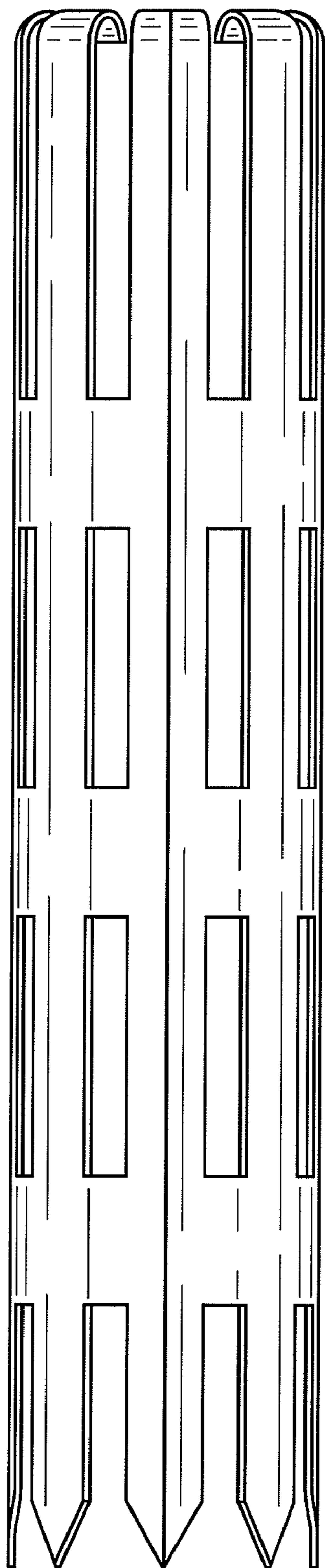


FIG. 4

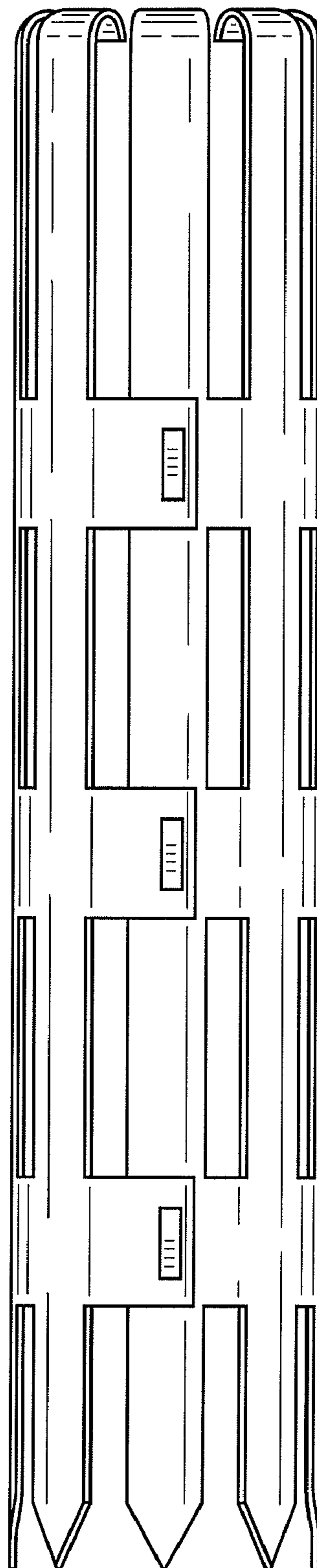


FIG. 5

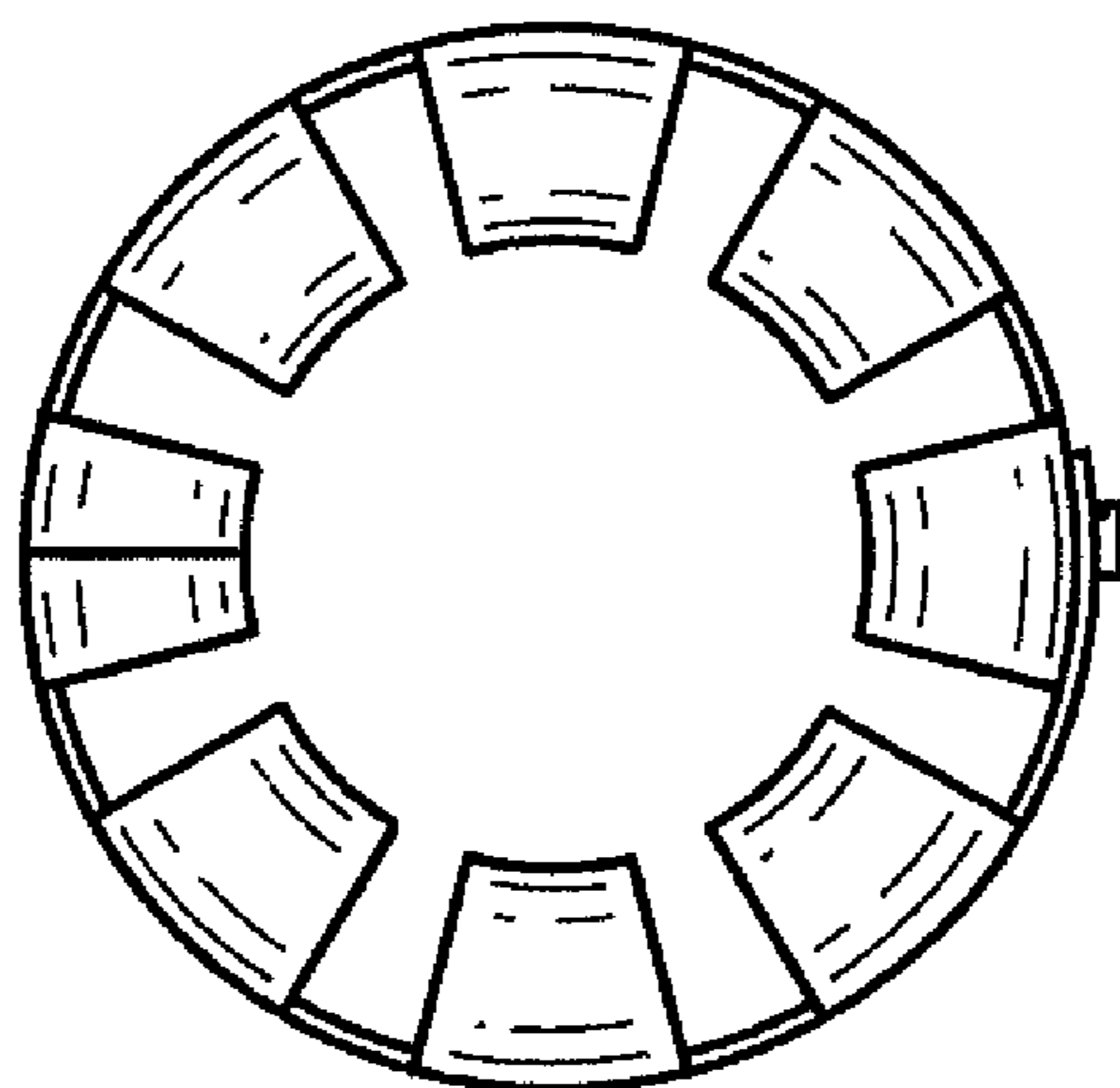


FIG. 6

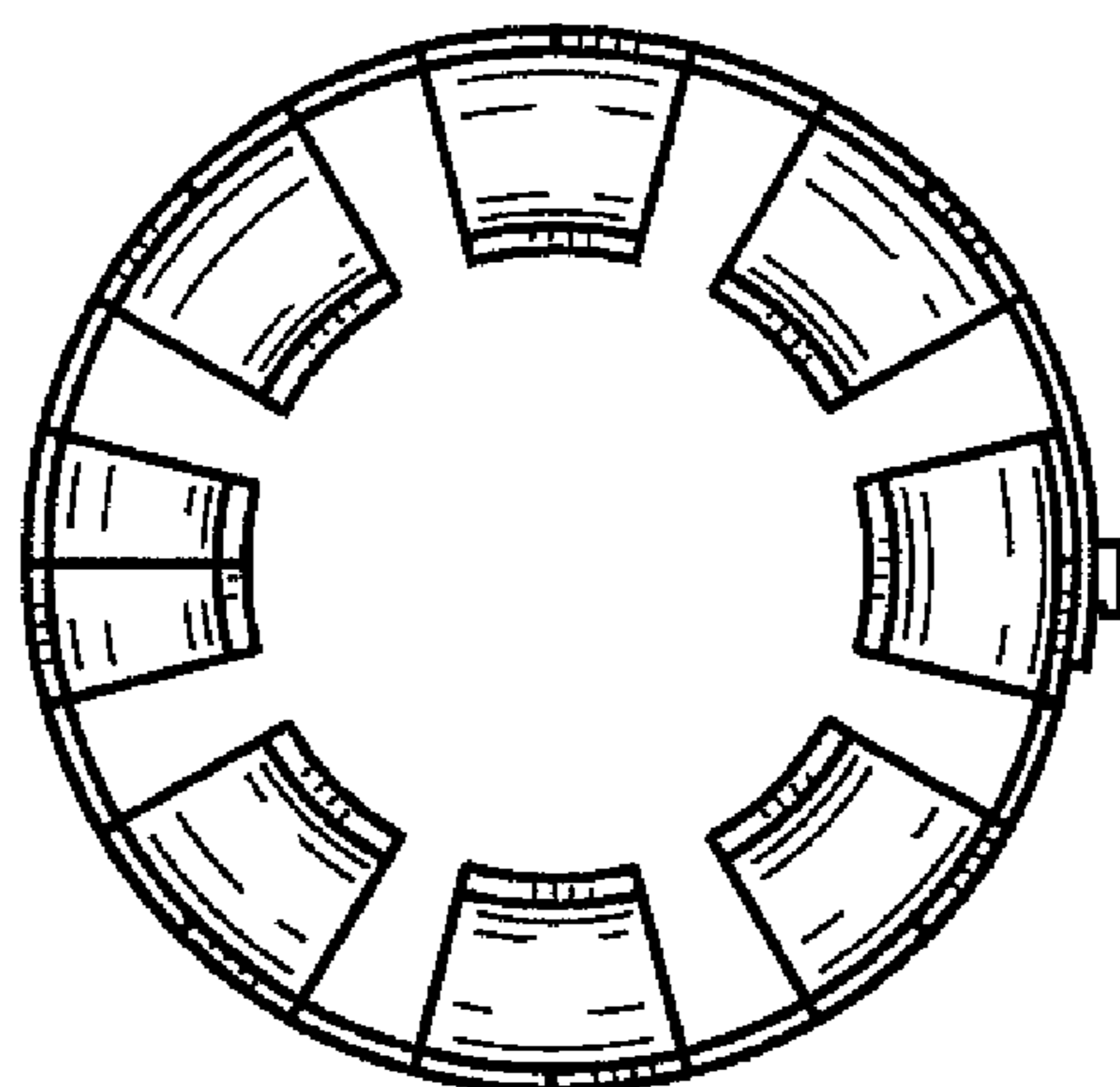


FIG. 7

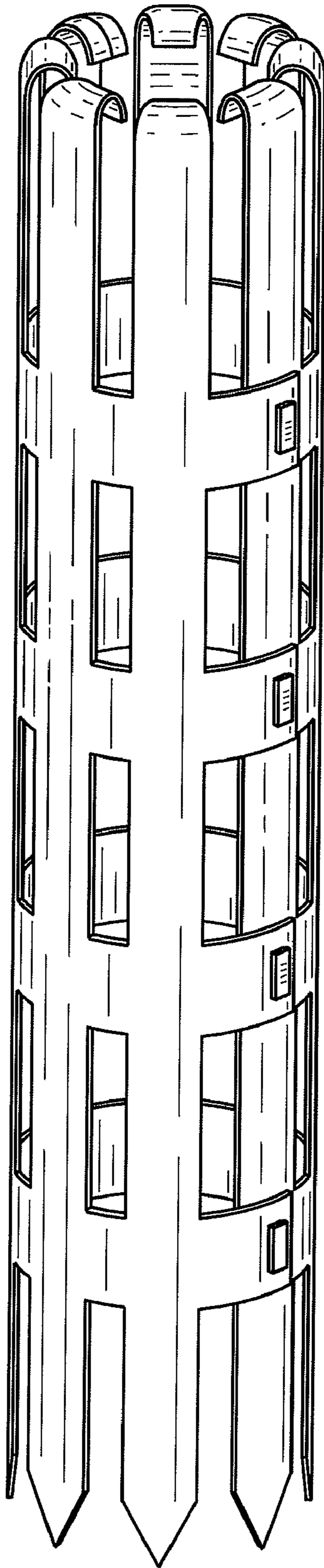


FIG. 8

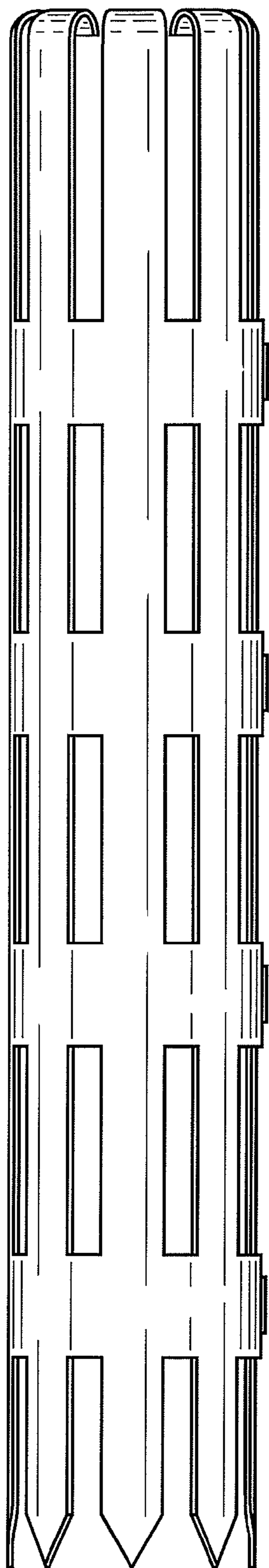


FIG. 9

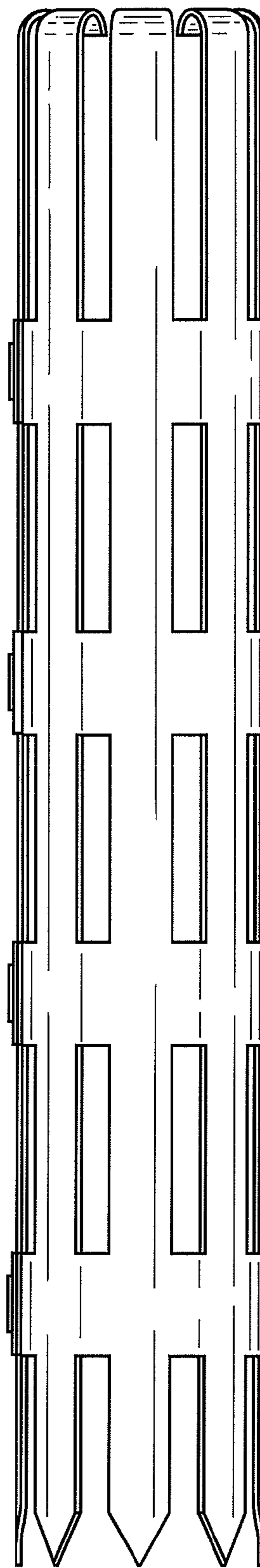


FIG. 10

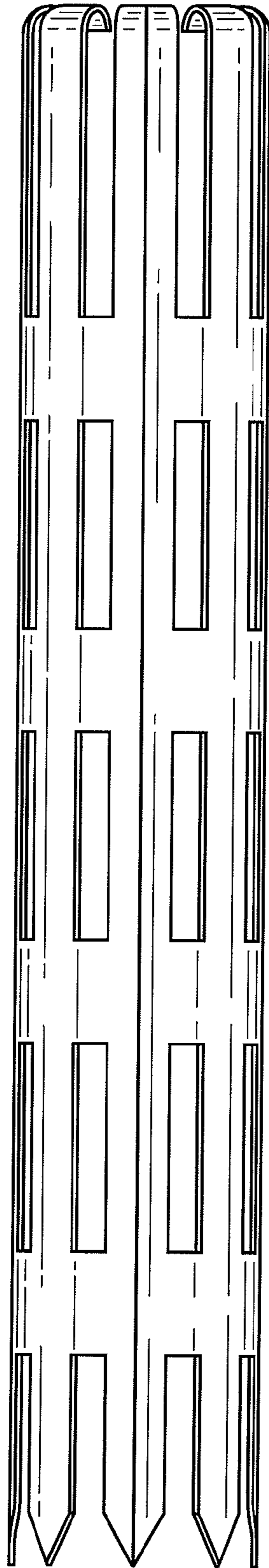


FIG. 11

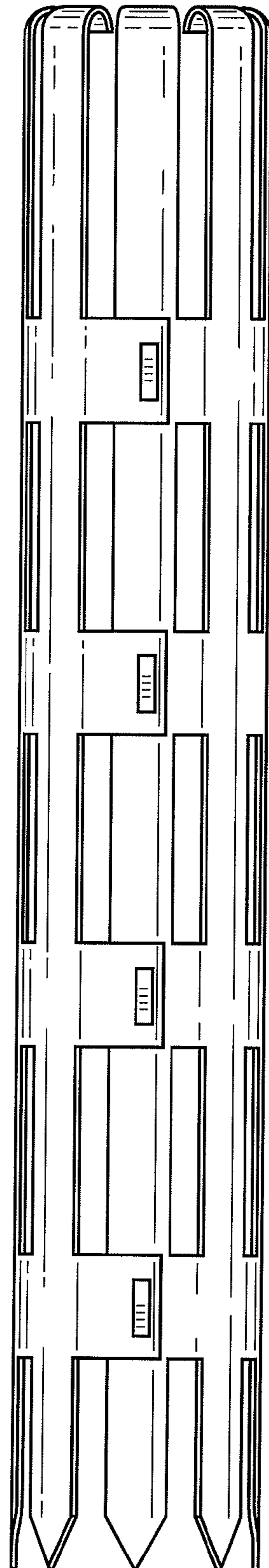


FIG. 12




FIG. 13

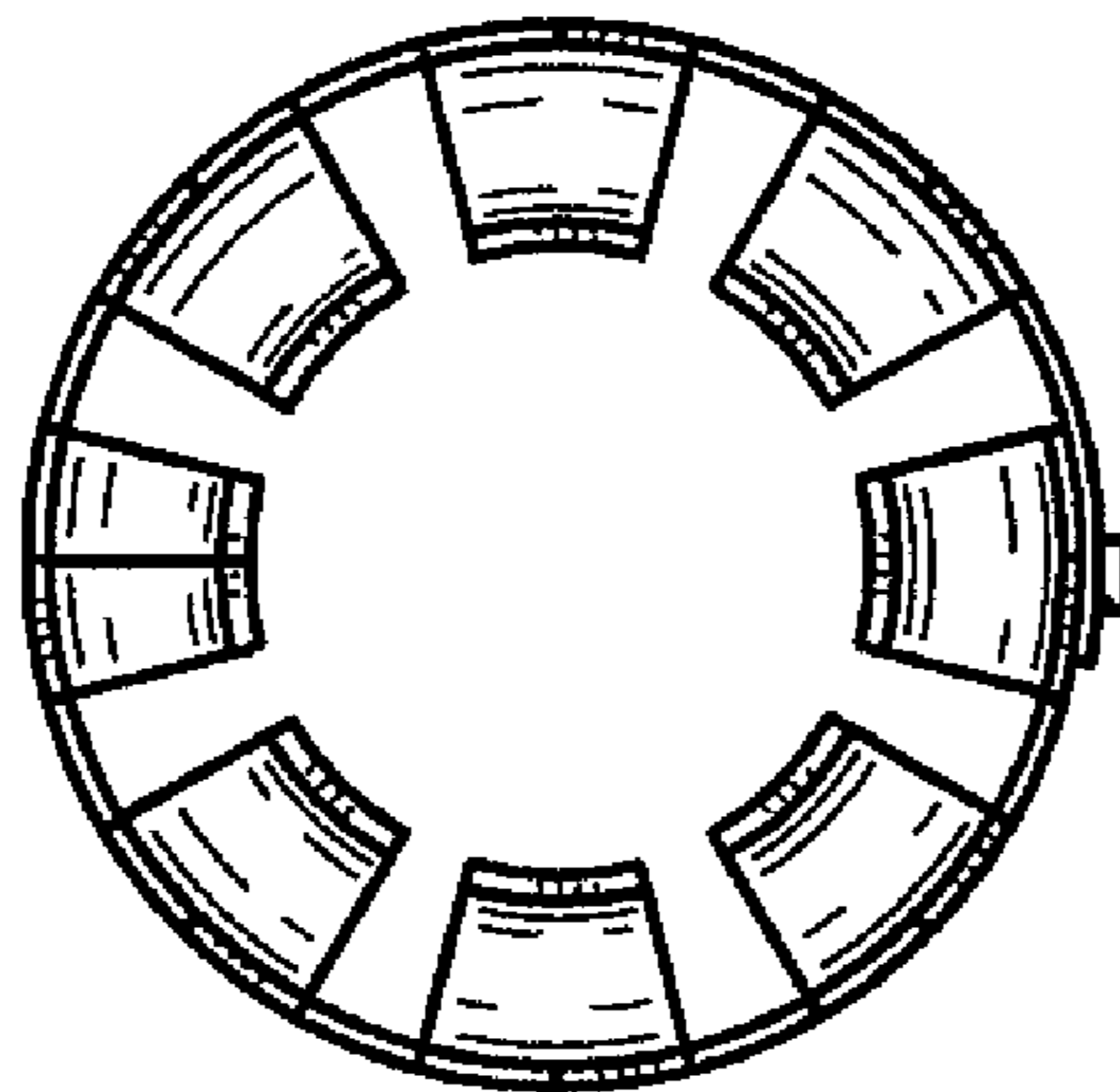


FIG. 14