



US00D614003S

(12) **United States Design Patent**
Zemel

(10) **Patent No.:** **US D614,003 S**
(45) **Date of Patent:** **** Apr. 20, 2010**

(54) **HAMBURGER BASKET**

(75) Inventor: **Marc Zemel**, Melville, NY (US)

(73) Assignee: **Mr. Bar-B-Q- , Inc.**, Old Bethpage, NY (US)

(**) Term: **14 Years**

(21) Appl. No.: **29/331,223**

(22) Filed: **Jan. 22, 2009**

(51) **LOC (9) Cl.** **07-06**

(52) **U.S. Cl.** **D7/686; D7/690**

(58) **Field of Classification Search** D7/323,
D7/354, 356, 361, 368, 601, 669, 686, 688,
D7/690; 220/485-486, 491, 751; 99/324,
99/341, 349-380, 385, 393-394, 396, 402,
99/419, 421 A, 441

See application file for complete search history.

(56) **References Cited**

U.S. PATENT DOCUMENTS

110,589	A	12/1870	Smith	
121,917	A	12/1871	Walsh	
306,164	A	10/1884	Langley	
RE11,080	E	5/1890	Perkins	
890,219	A	6/1908	Cook	
1,091,877	A *	3/1914	Collis	126/30
2,545,005	A *	3/1951	Russell	99/394
D167,104	S *	6/1952	Doblin	D5/29
2,846,941	A *	8/1958	Goodwin	99/340
3,207,059	A *	9/1965	Hirons	99/349

D248,722	S	8/1978	Tsuji	
5,048,882	A *	9/1991	Fielding et al.	294/33
5,365,834	A *	11/1994	Sidoti	99/450
D361,468	S *	8/1995	Wilkes	D7/361
6,990,893	B2 *	1/2006	Cheng	99/422
D532,654	S *	11/2006	Raichlen et al.	D7/409
D604,105	S *	11/2009	Metcalfé	D7/555

* cited by examiner

Primary Examiner—Ian Simmons

Assistant Examiner—Dana L Sipos

(74) *Attorney, Agent, or Firm*—Seth Natter; Natter & Natter

(57) **CLAIM**

The ornamental design for a hamburger basket, as shown and described.

DESCRIPTION

FIG. 1 is a top plan view of a hamburger basket showing my new design, with the lid in the open position;

FIG. 2 is a bottom plan view thereof;

FIG. 3 is a front elevation view thereof, in the closed position;

FIG. 4 is a rear elevation view thereof;

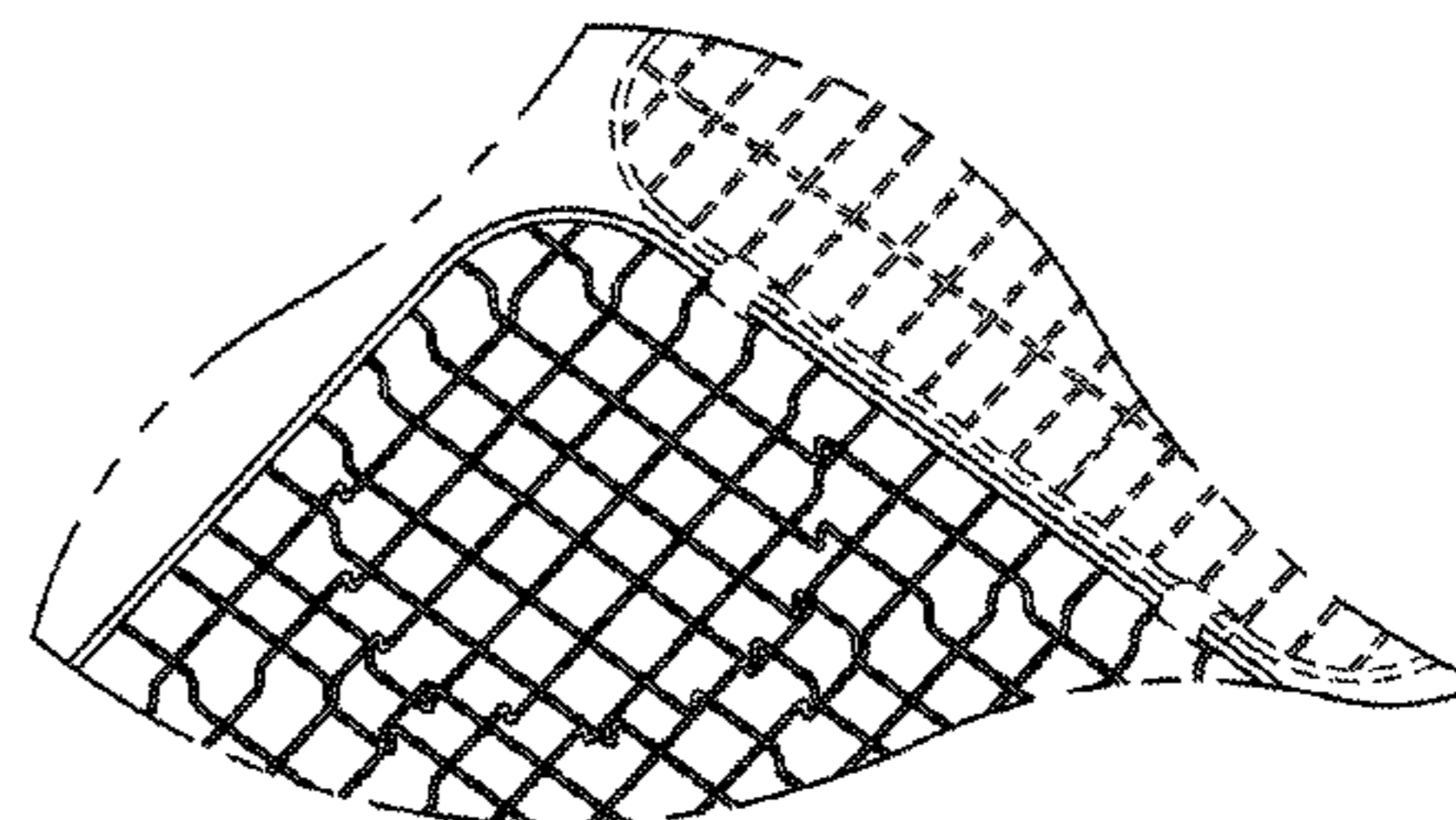
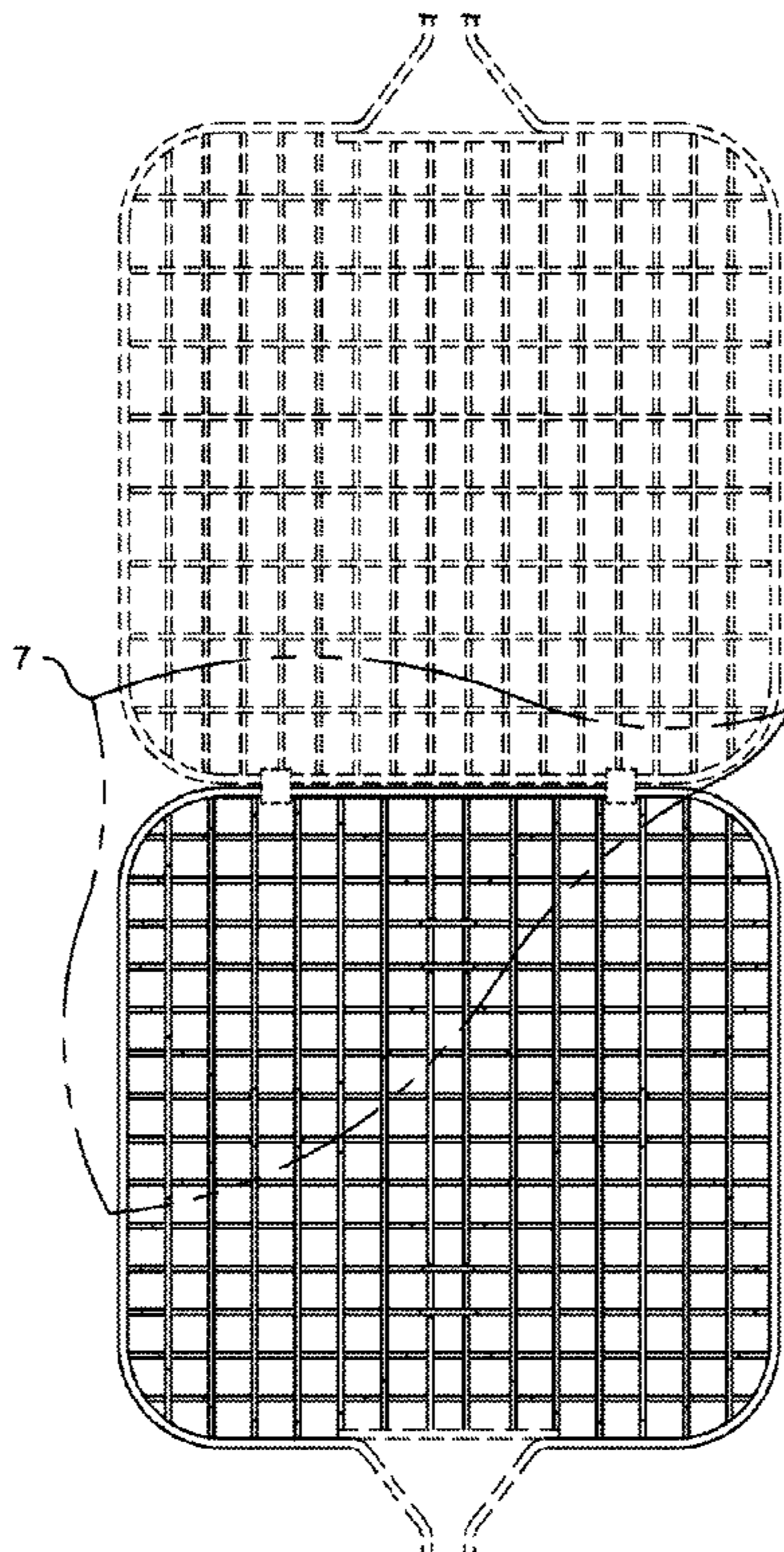
FIG. 5 is a left side elevation view thereof;

FIG. 6 is a right side elevation view thereof; and,

FIG. 7 is a partial top perspective view of the area defined in FIG. 1.

The portions shown in dashed lines form no part of the claimed design.

1 Claim, 3 Drawing Sheets



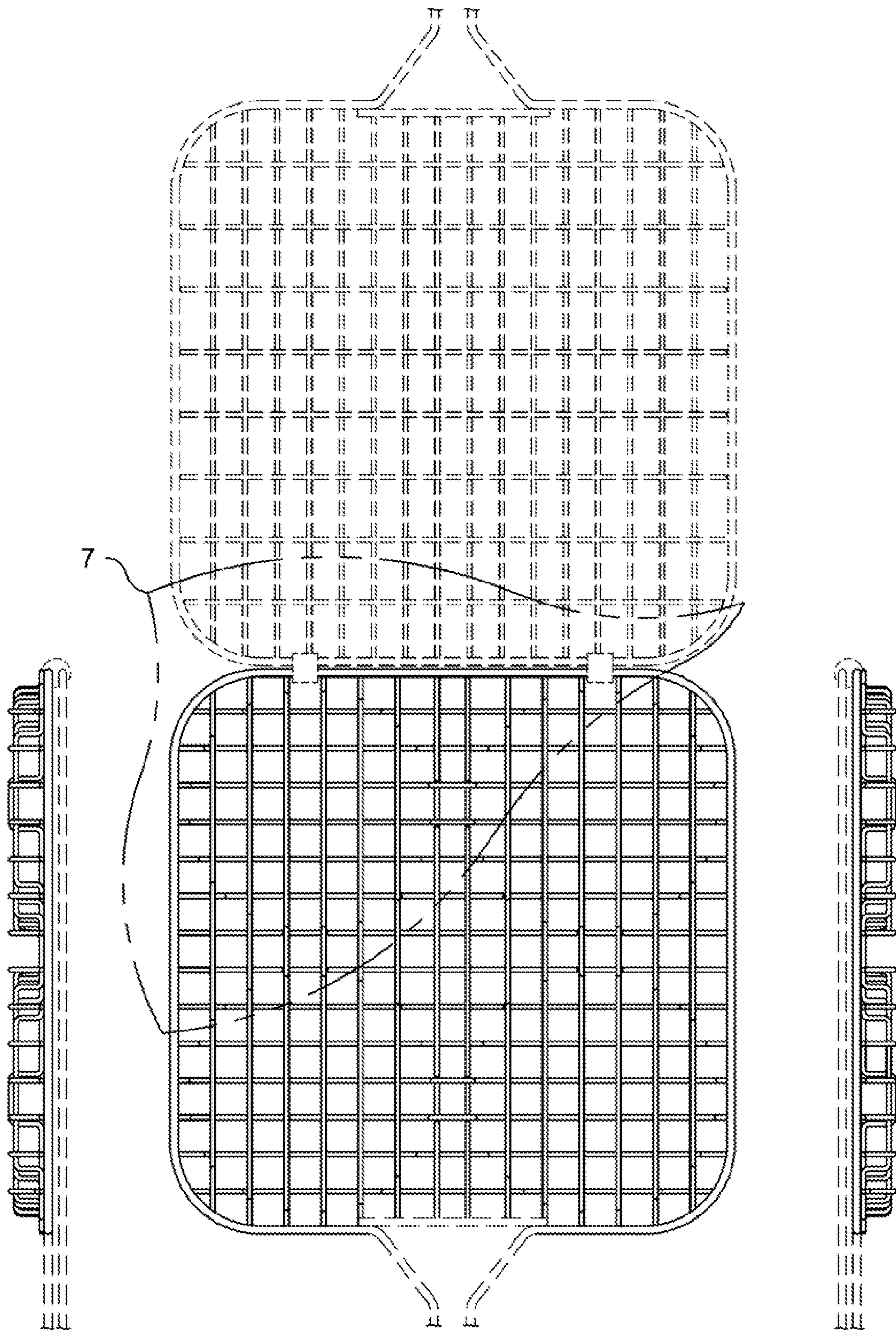


Fig. 5

Fig. 1

Fig. 6

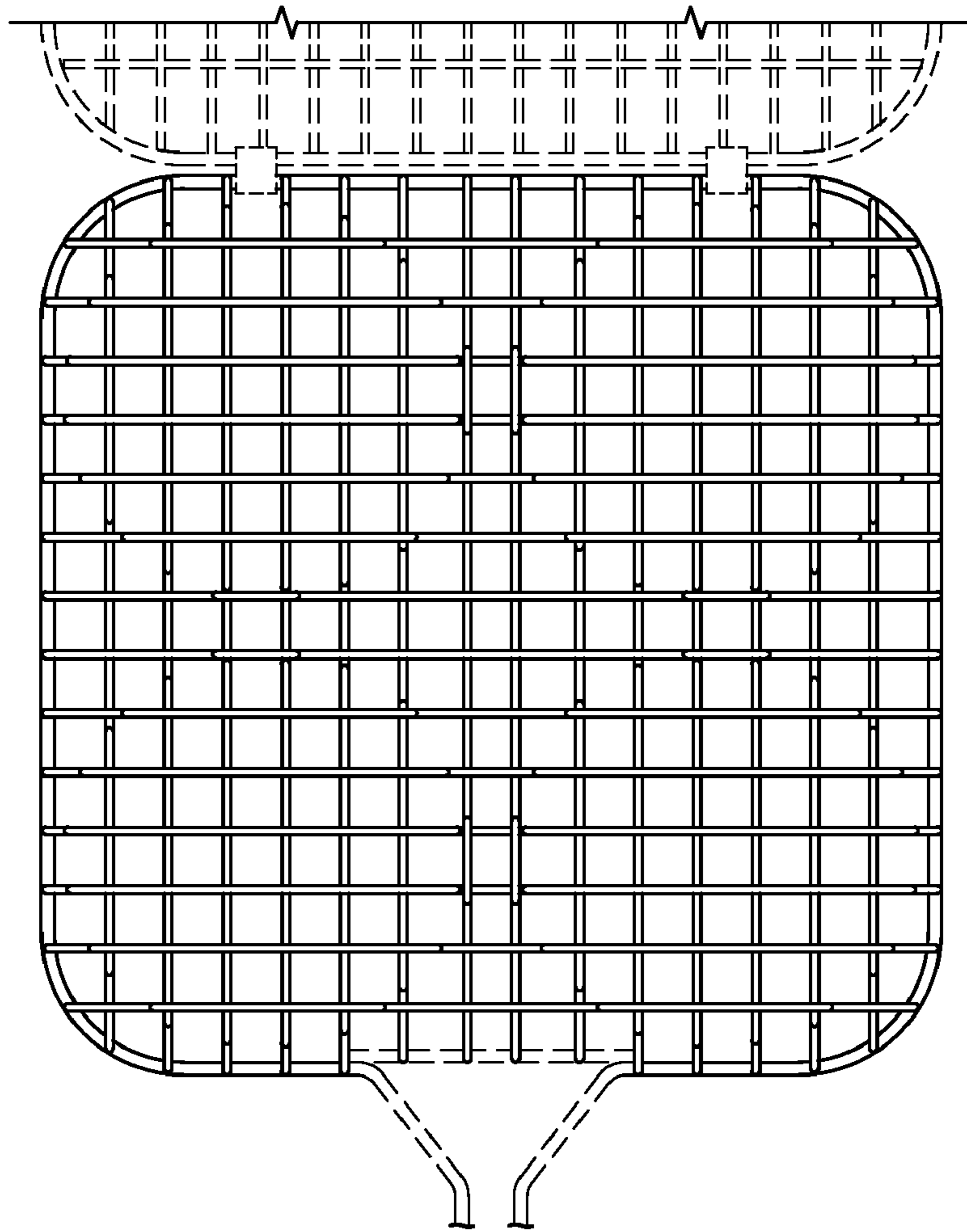


Fig. 2

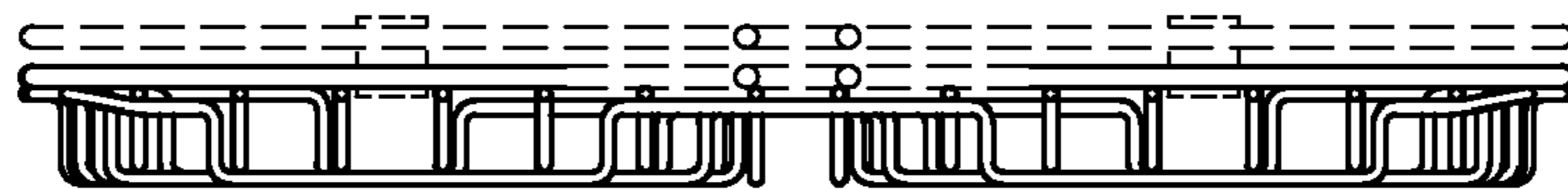


Fig. 3

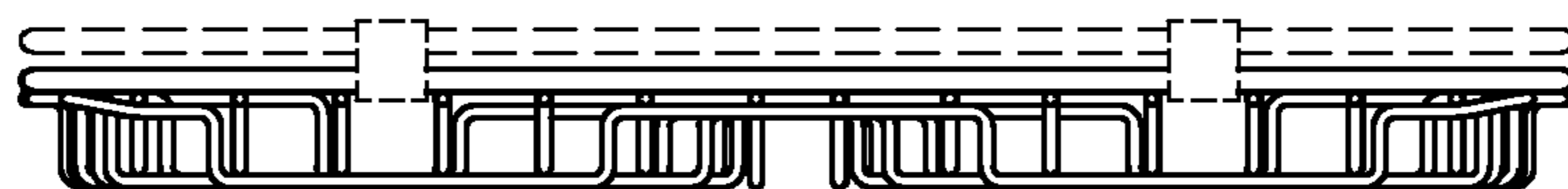


Fig. 4

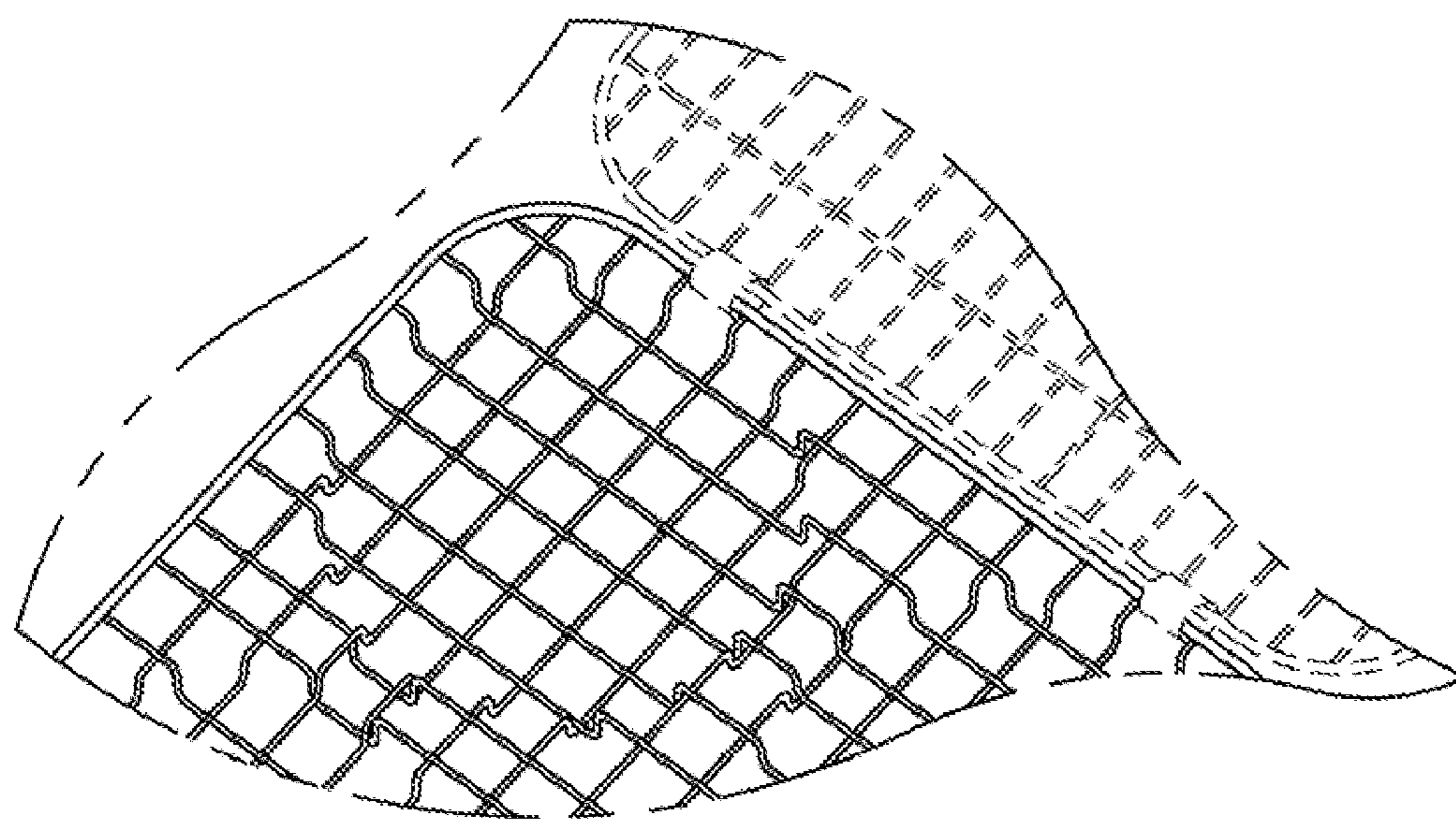


Fig. 7