



US00D613999S

(12) **United States Design Patent**
Sierra

(10) **Patent No.:** **US D613,999 S**
(45) **Date of Patent:** **** Apr. 20, 2010**

(54) **BOWL**
(75) Inventor: **Diana B. Sierra**, North Bergen, NJ (US)
(73) Assignee: **Playtex Products, Inc.**, Westport, CT (US)
(**) Term: **14 Years**
(21) Appl. No.: **29/314,867**
(22) Filed: **May 6, 2009**

D104,342 S 5/1937 Duncan et al.
D180,012 S * 4/1957 Buechler D7/505
3,698,594 A 10/1972 Boehlert 220/63
D353,518 S 12/1994 Cautereels et al. D7/560

(Continued)

Primary Examiner—Jeffrey D Asch
Assistant Examiner—Bridget L Eland
(74) *Attorney, Agent, or Firm*—Ohlandt, Greeley, Ruggiero & Perle, L.L.P.

(51) **LOC (9) Cl.** **07-01**
(52) **U.S. Cl.** **D7/587**
(58) **Field of Classification Search** D7/300,
D7/301.1, 312, 316, 318, 354, 356, 360, 376,
D7/380, 392.1, 394, 396.2, 396.6, 397, 500,
D7/501, 503, 505, 507, 523, 532, 535, 538,
D7/540–555, 557, 558, 560–562, 565, 566,
D7/570–571, 584–588, 601–602, 611, 624.1,
D7/629–630, 642, 669, 682–383, 686, 688,
D7/701; D6/339, 406.1–406.6, 419, 429,
D6/430; D9/340, 414–418, 420, 422–426,
D9/428–433, 456–457, 499, 500, 502, 655–657,
D9/702–703, 737, 749, 755, 761, 769, 772,
D9/901, 902; D11/152, 154, 155, 156; D12/133,
D12/416, 419, 426.1; D14/157, 447, 457;
D19/35; D24/132, 216, 220, 221, 224, 227;
D26/121; D30/123, 129–130; 220/23.83,
220/212, 506, 555, 560, 561, 574–575, 577,
220/657; 206/561, 565; 425/459, 623; 426/106,
426/119, 120, 127

(57) **CLAIM**
The ornamental design for a bowl, as shown and described.

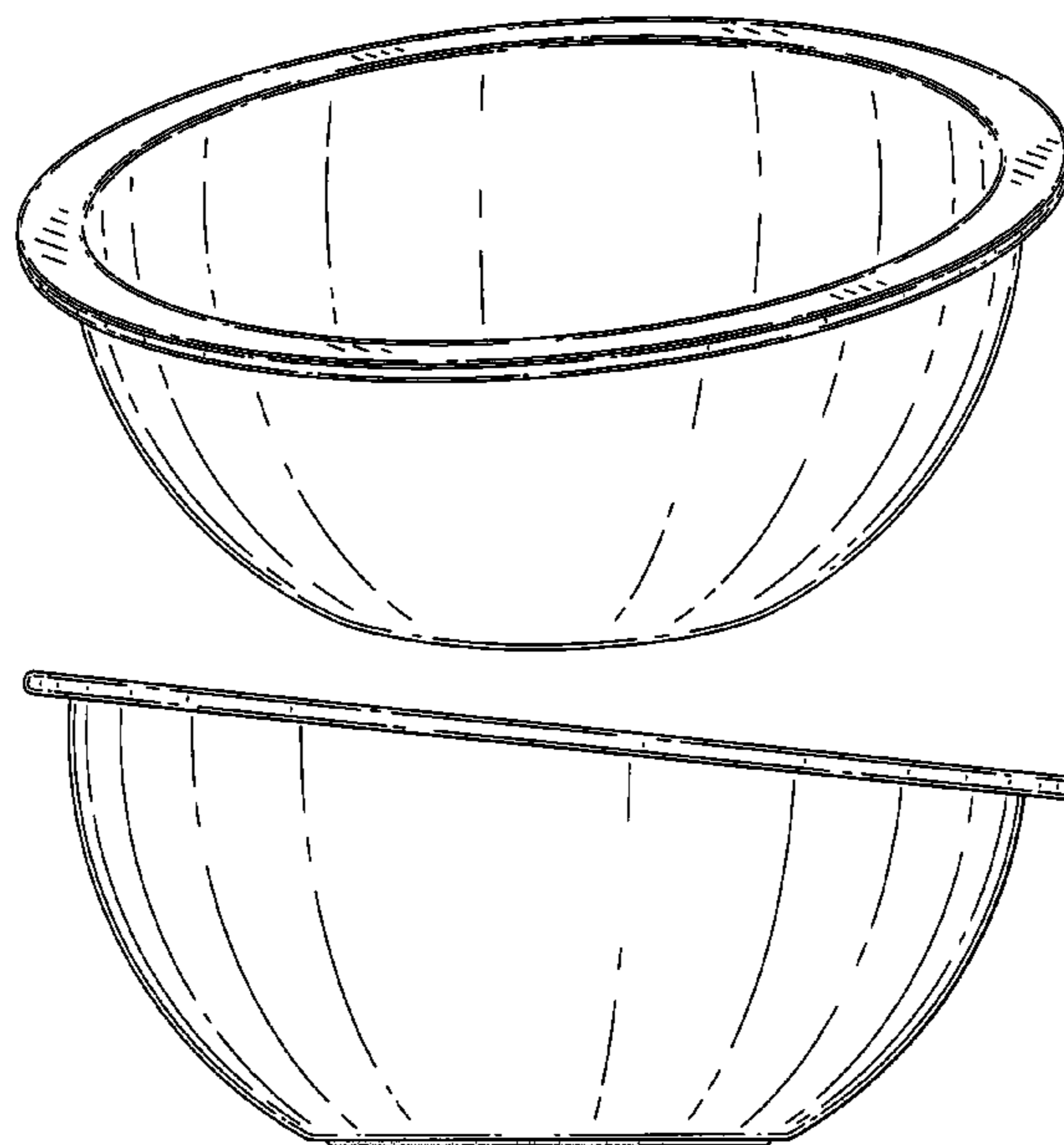
DESCRIPTION

FIG. 1 is a top perspective view of a bowl of the present disclosure;
FIG. 2 is a front view of the bowl of FIG. 1;
FIG. 3 is a rear view of the bowl of FIG. 1;
FIG. 4 is a side view of the bowl of FIG. 1, the opposite side being a mirror image thereto;
FIG. 5 is a top view of the bowl of FIG. 1;
FIG. 6 is a bottom view of the bowl of FIG. 1;
FIG. 7 is a top perspective view of the bowl of FIG. 1 nested together with a second and third bowl.
FIG. 8 is a front view of the bowls of FIG. 7; and,
FIG. 9 is a top view of the bowls of FIG. 7.
The broken line showing of the inner nested bowls in FIGS. 7–9 is directed to environment and is for illustrative purposes only; the broken lines form no part of the claimed design.

See application file for complete search history.

(56) **References Cited**
U.S. PATENT DOCUMENTS
50,744 A 10/1865 Smith 220/635

1 Claim, 8 Drawing Sheets



US D613,999 S

Page 2

U.S. PATENT DOCUMENTS

5,485,937	A	1/1996	Tseng	220/571	D547,615	S	*	7/2007	Wasserman et al.	D7/560
5,626,256	A	* 5/1997	Onneweer	220/574	D548,014	S	*	8/2007	Kell	D7/584
D383,646	S	9/1997	Jeppesen et al.	D7/584	D551,025	S	*	9/2007	Serra	D7/560
D467,044	S	* 12/2002	Tangolics	D30/129	D551,510	S	*	9/2007	Serra	D7/560
D471,406	S	* 3/2003	Wellner	D7/584	D564,710	S		3/2008	Modi et al.	D30/129
D504,799	S	* 5/2005	Lawson et al.	D7/505	D564,711	S		3/2008	Modi et al.	D30/129
RE39,391	E	11/2006	Jerstroem et al.	220/574.3	D564,844	S	*	3/2008	Schreiber-Pethan et al. ..	D7/586
D539,093	S	* 3/2007	Robinson	D7/545	D565,253	S		3/2008	Modi et al.	D30/129
D540,623	S	* 4/2007	Schreiber-Pethan et al. ..	D7/584	D586,611	S	*	2/2009	Solis et al.	D7/354

* cited by examiner

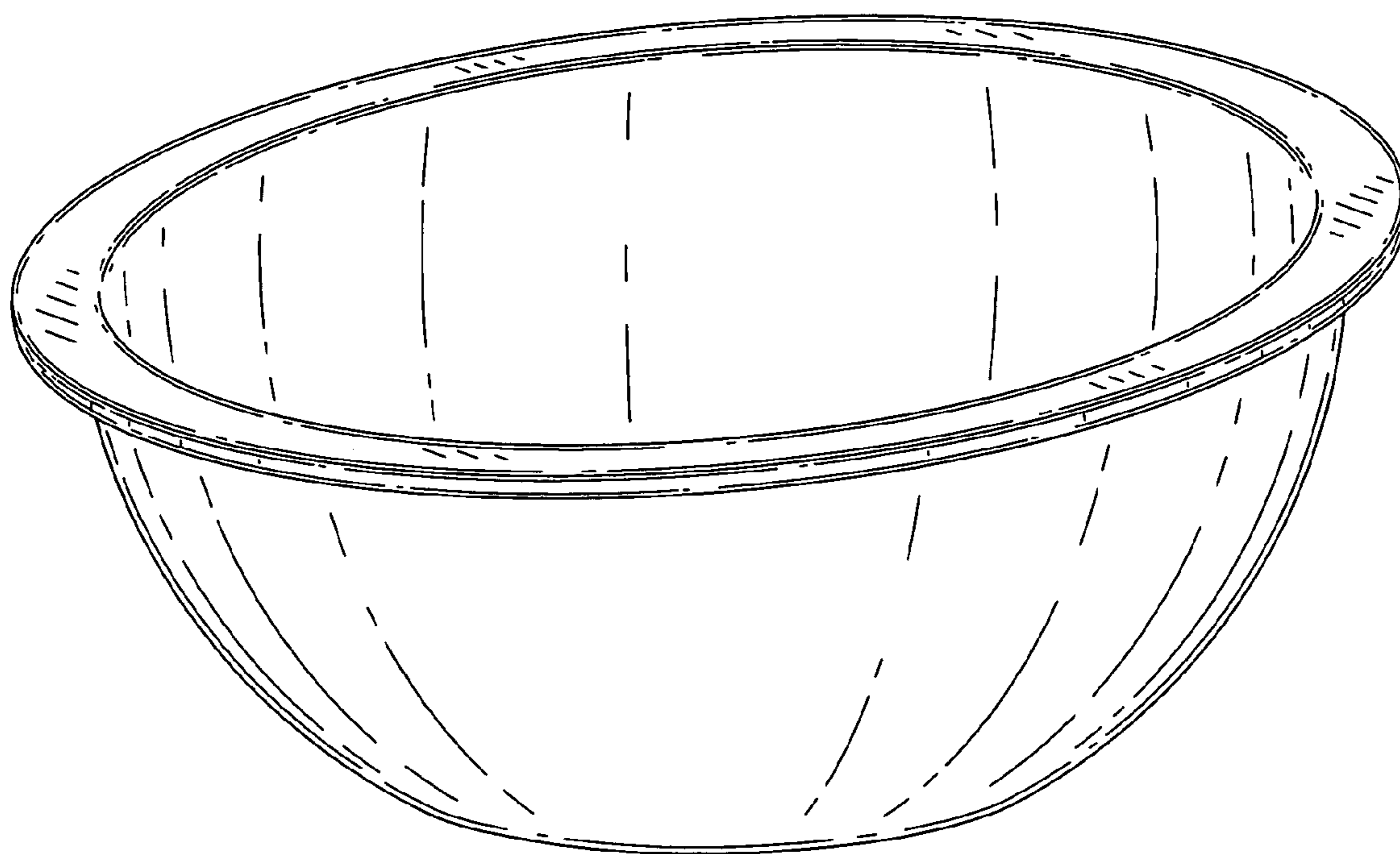


FIG. 1

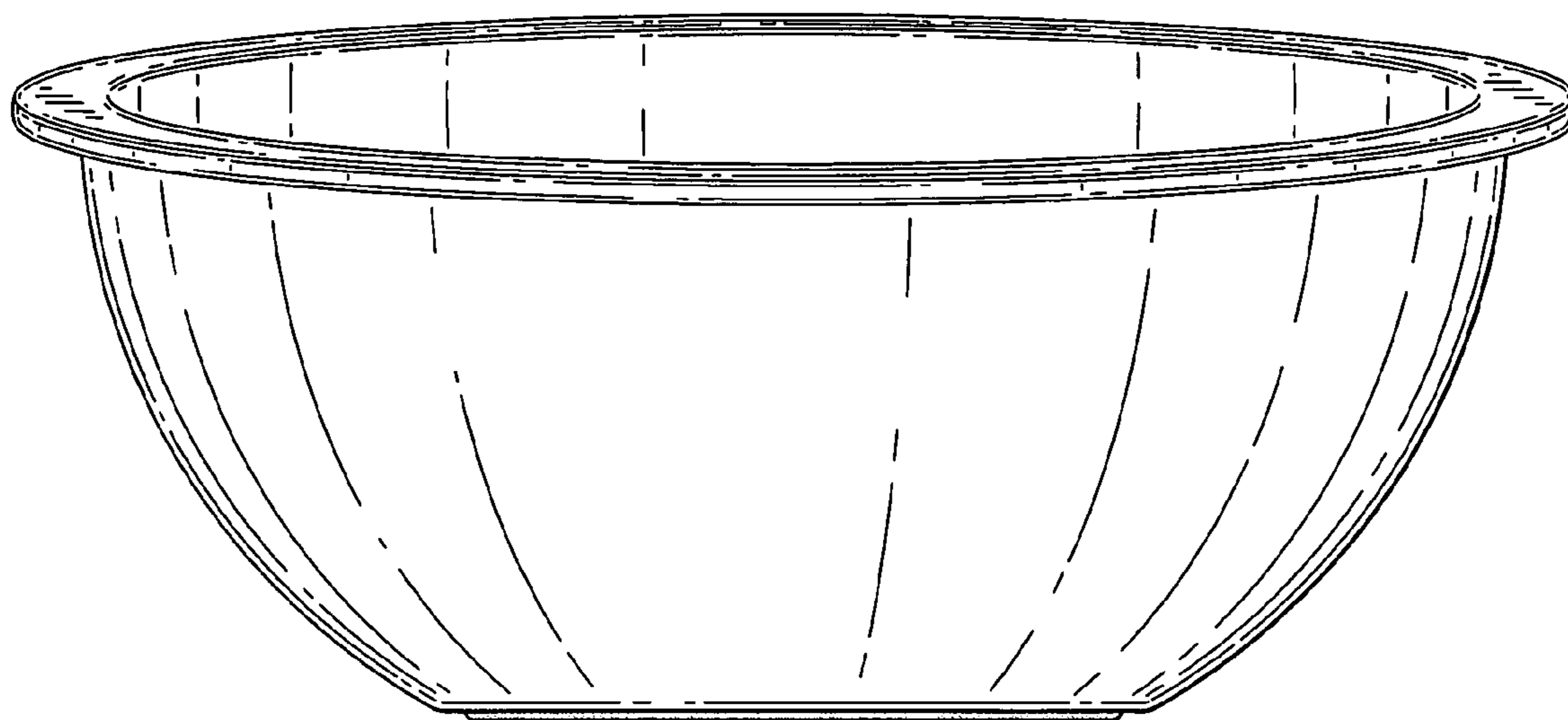


FIG. 2

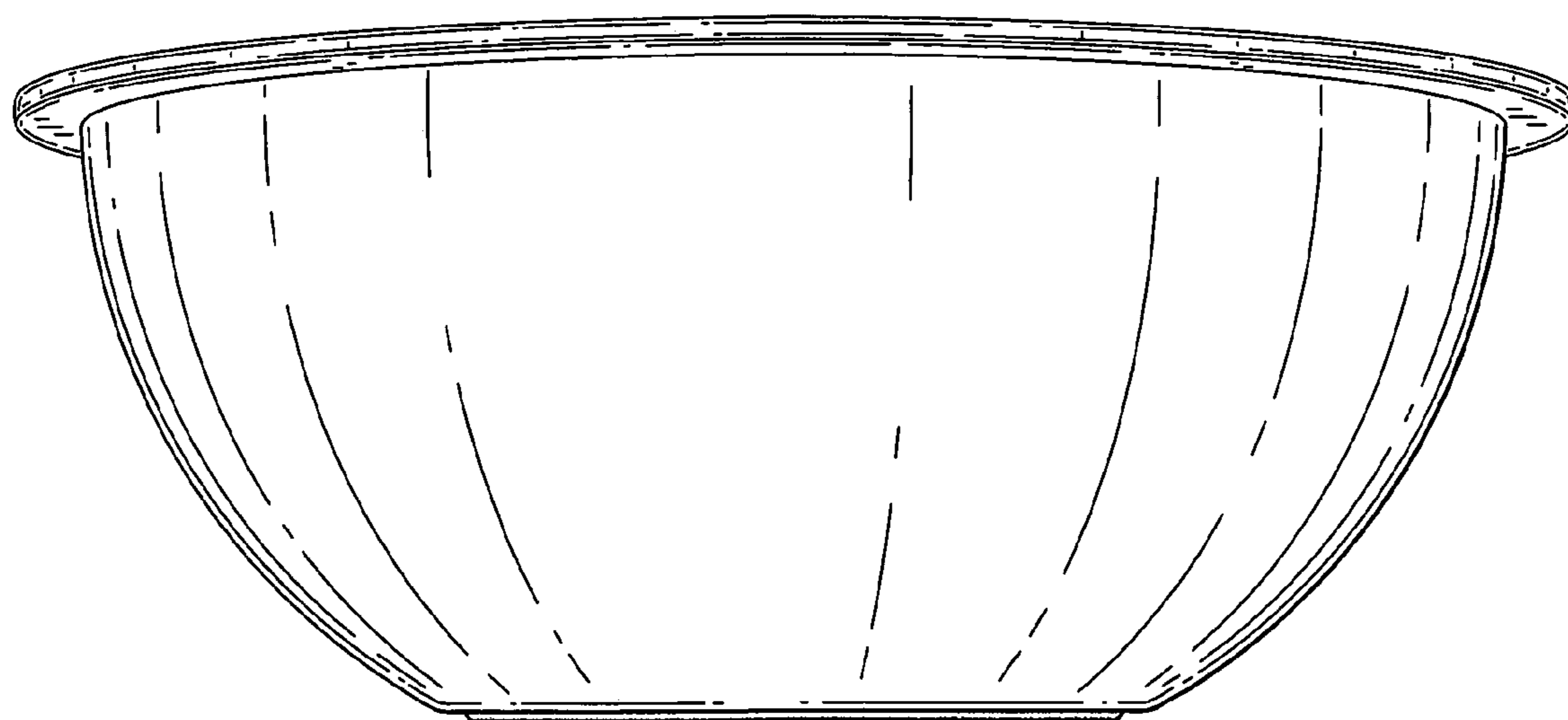


FIG. 3

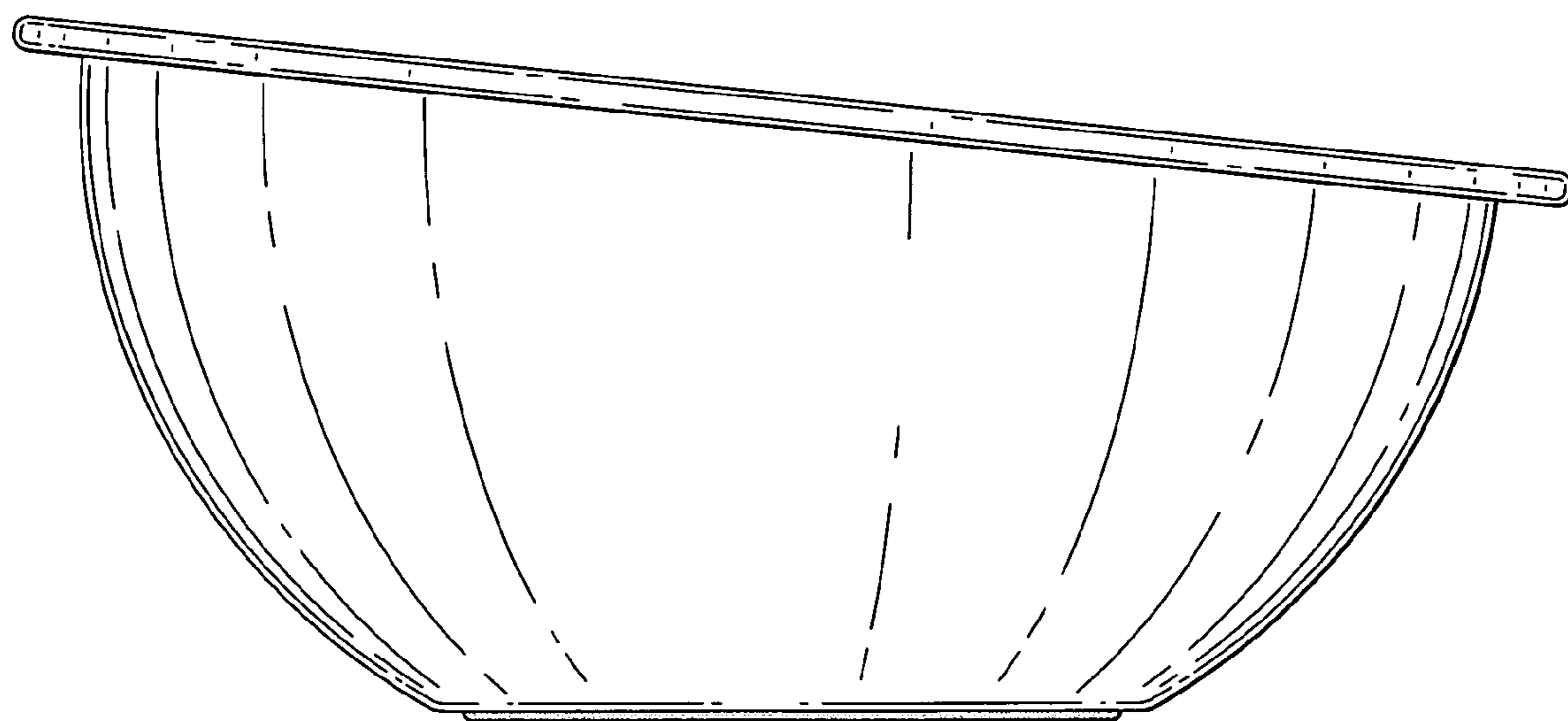


FIG. 4

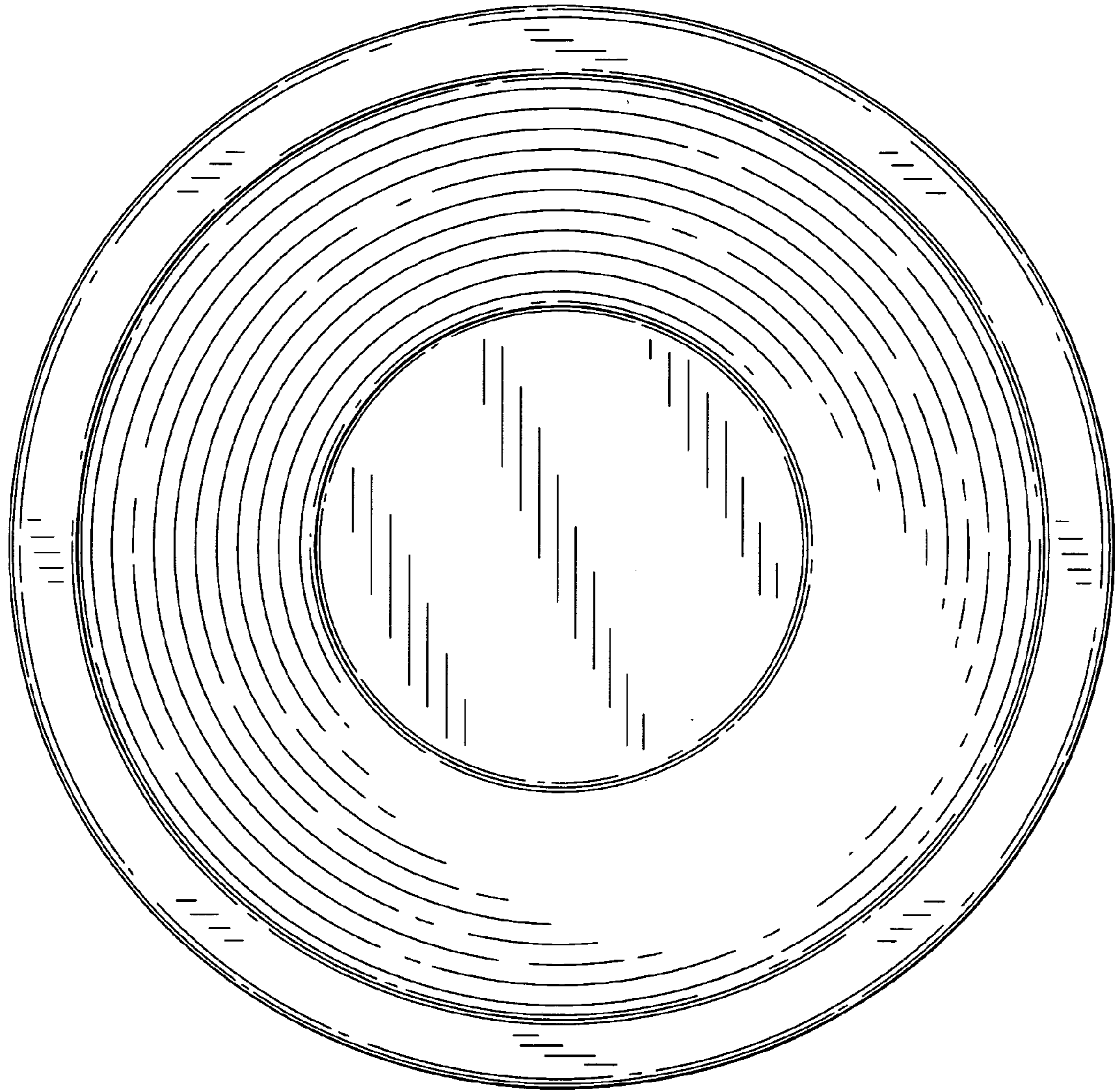


FIG. 5

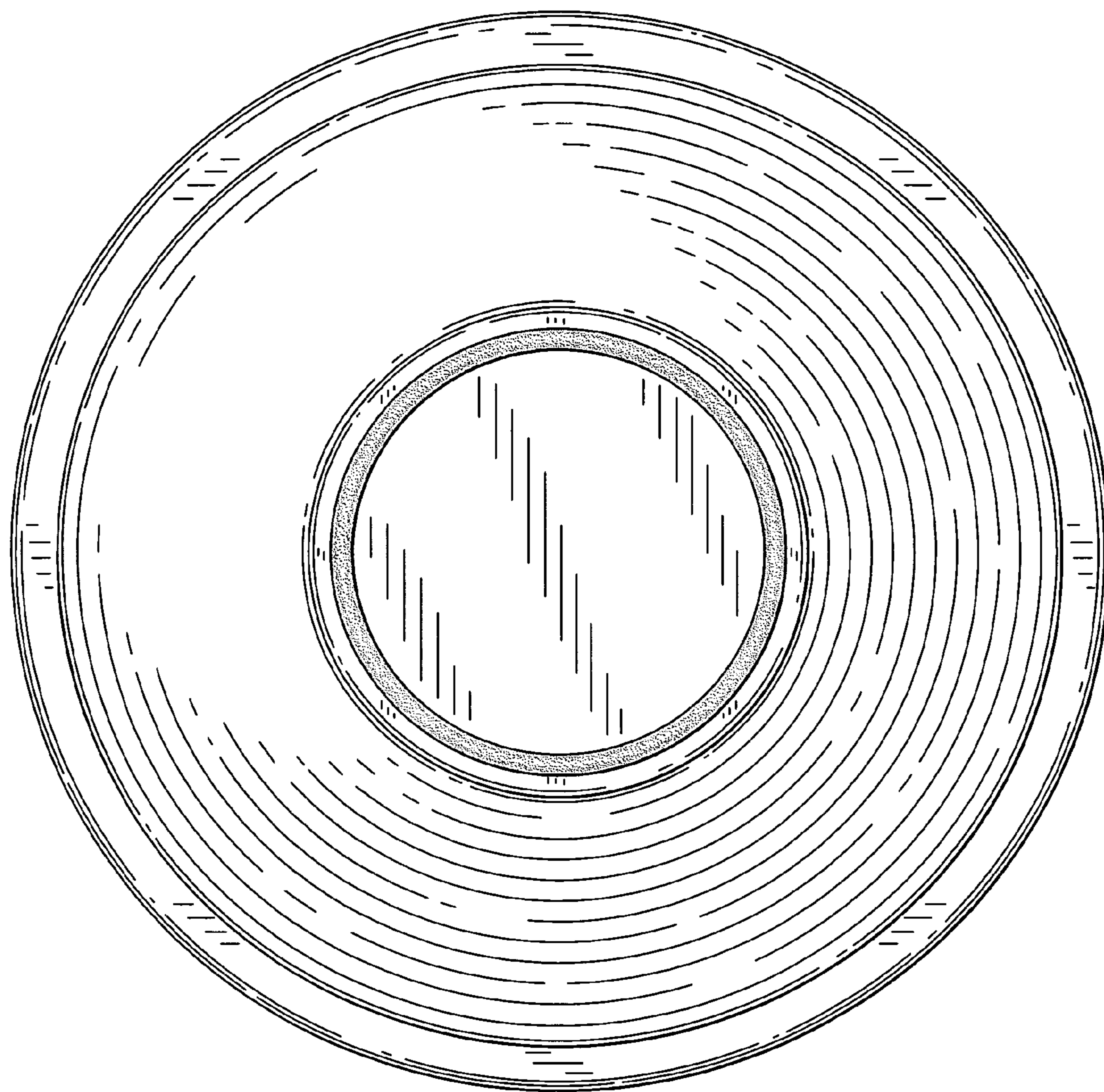


FIG. 6

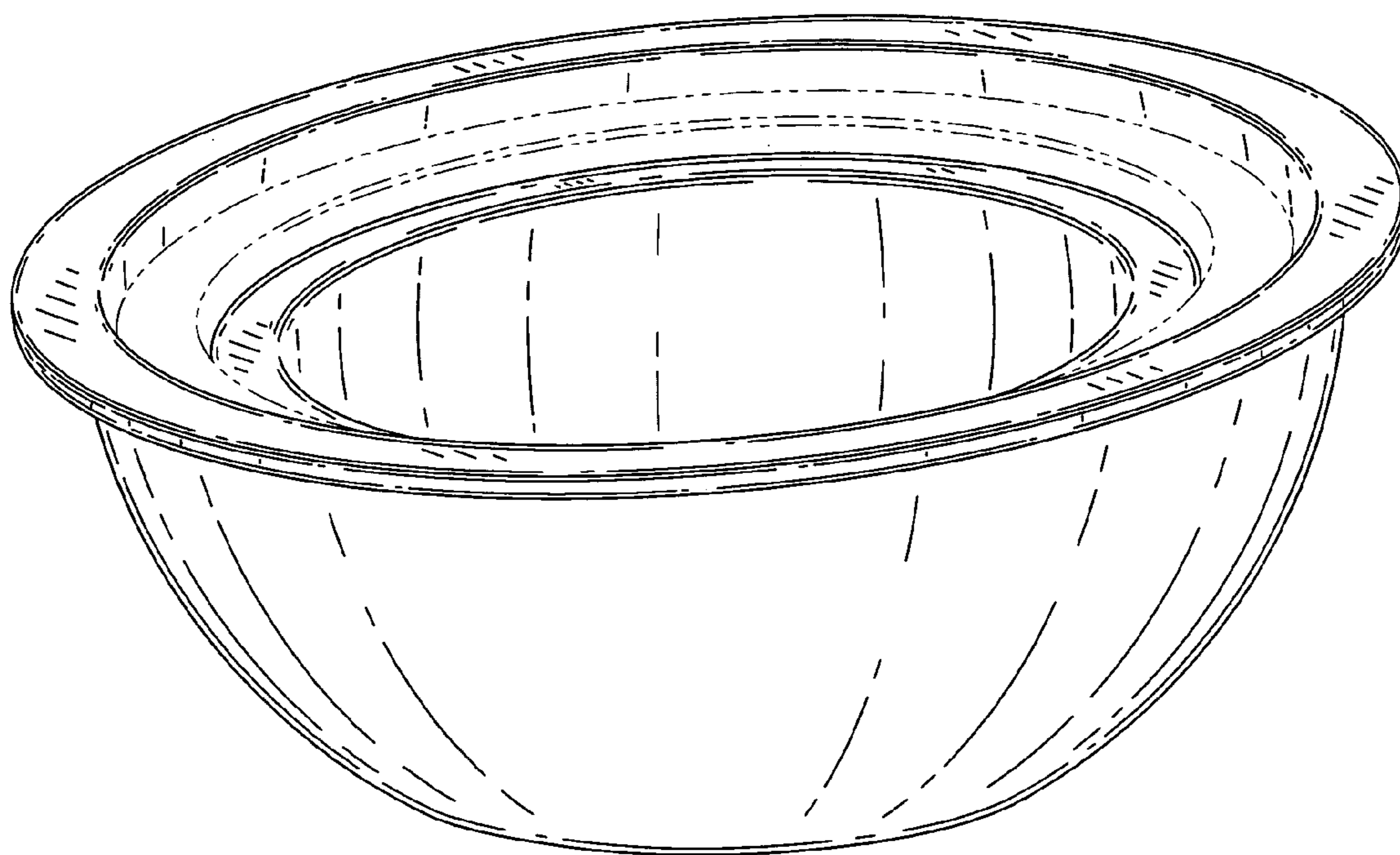


FIG. 7

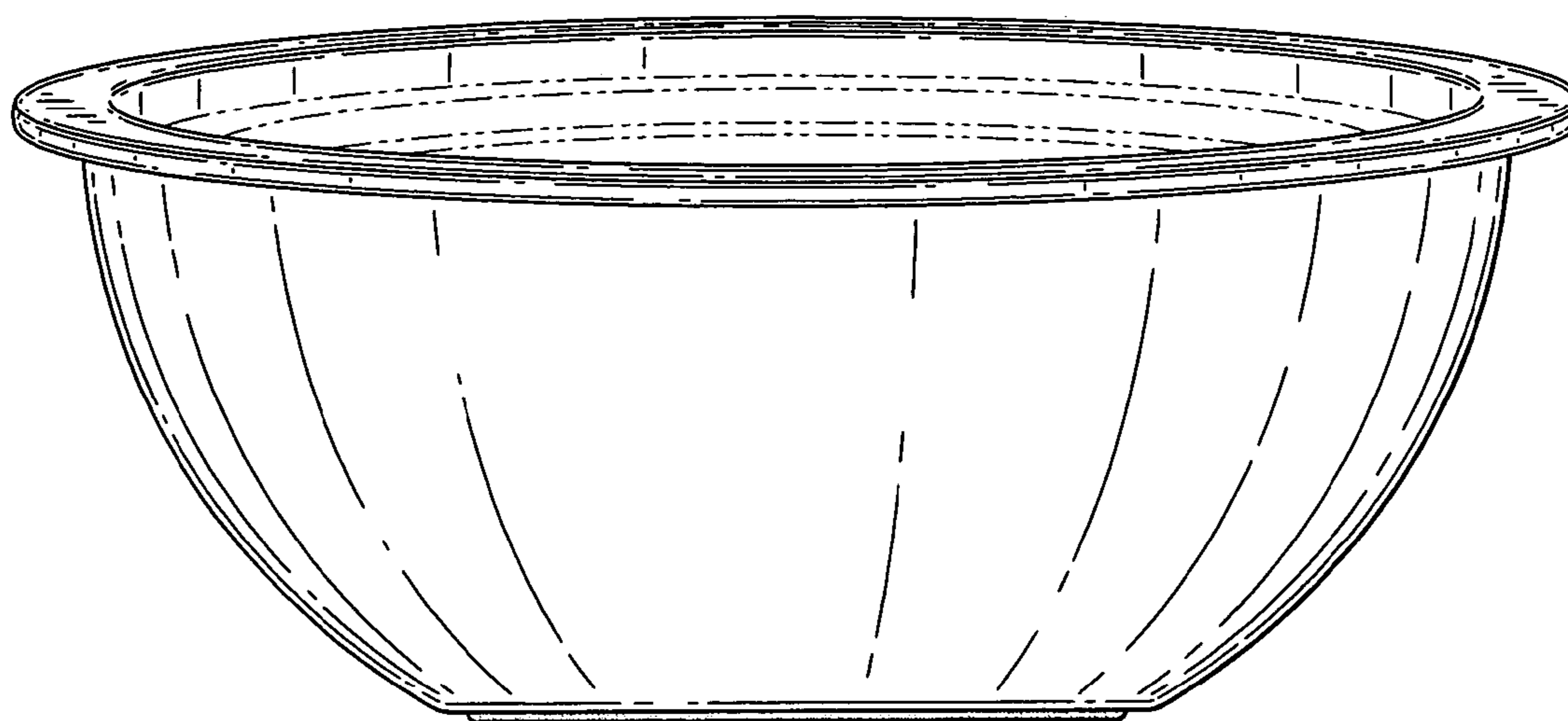


FIG. 8

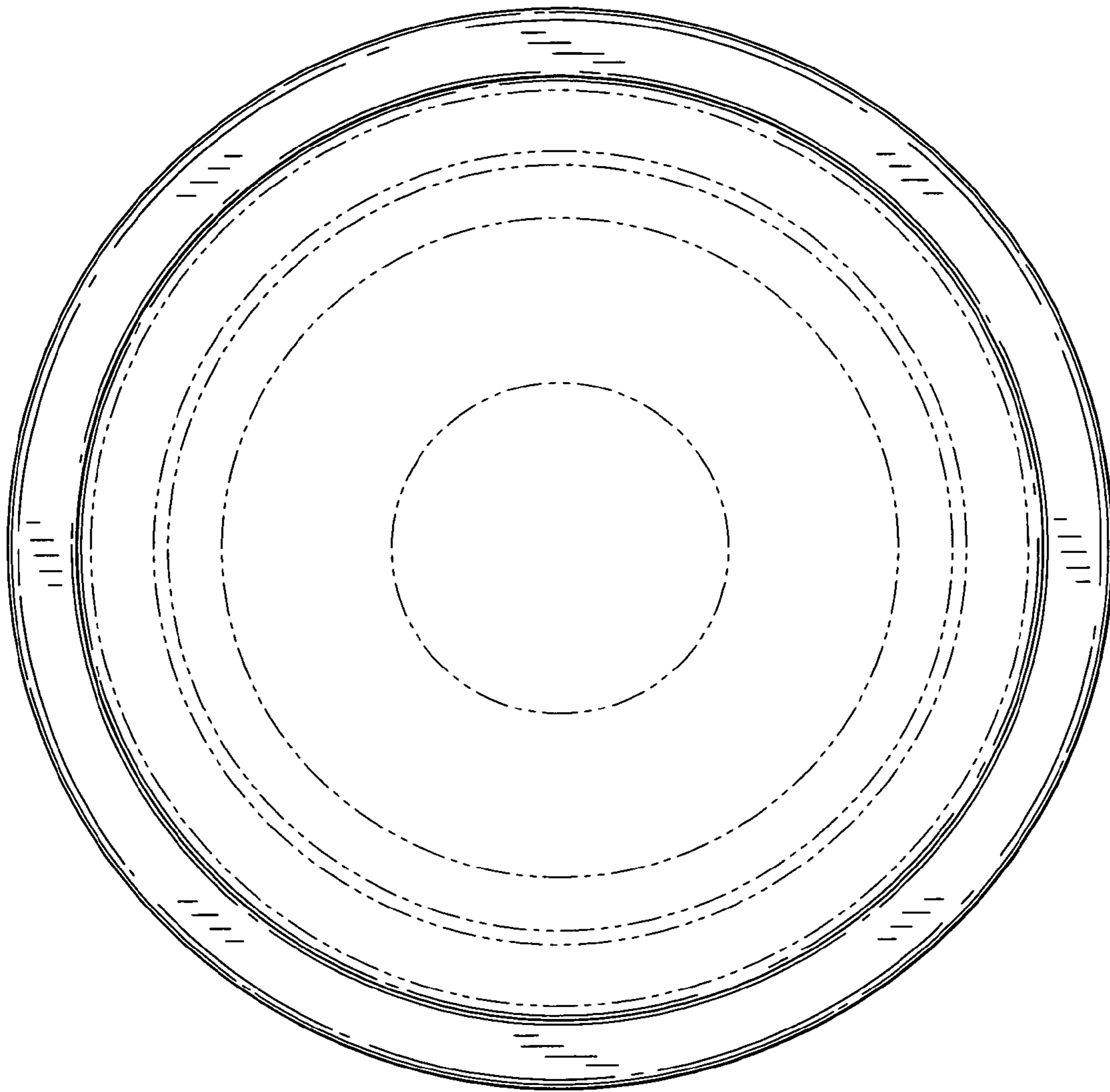


FIG. 9