



US00D613978S

(12) **United States Design Patent**
Giles et al.

(10) **Patent No.:** **US D613,978 S**

(45) **Date of Patent:** **** Apr. 20, 2010**

(54) **TV CHEST**

(75) Inventors: **Stephen Giles**, High Point, NC (US);
Mark Polich, High Point, NC (US)

(73) Assignee: **Universal Furniture International, Inc.**, High Point, NC (US)

(**) Term: **14 Years**

(21) Appl. No.: **29/305,456**

(22) Filed: **Mar. 20, 2008**

Related U.S. Application Data

(63) Continuation-in-part of application No. 11/623,784, filed on Jan. 17, 2007.

(51) **LOC (9) CL.** **06-06**

(52) **U.S. CL.** **D6/510**

(58) **Field of Classification Search** D6/432-448,
D6/491, 509, 510; 312/114, 117, 138.1,
312/204, 224, 257.1, 278, 279

See application file for complete search history.

(56) **References Cited**

U.S. PATENT DOCUMENTS

D363,838 S	11/1995	Paus	6/446
D373,491 S *	9/1996	Walters et al.	D6/445
D374,784 S	10/1996	Brunner et al.	6/445
D391,417 S *	3/1998	Tabbia	D6/445
D394,171 S *	5/1998	De Blaay	D6/446
D412,413 S *	8/1999	Keller et al.	D6/445
D430,427 S *	9/2000	Cain	D6/446
D431,393 S *	10/2000	Walters et al.	D6/446
D433,845 S	11/2000	Wilson et al.	6/446
D503,297 S	3/2005	Mohundro	6/446
D506,089 S	6/2005	Mohundro	6/446

D509,682 S	9/2005	Rozenboom	6/445
D511,053 S	11/2005	Peterson et al.	6/446
D511,907 S	11/2005	Prillamana et al.	6/446
D512,247 S	12/2005	Prillamana et al.	6/446
D513,372 S	1/2006	Rozenboom	6/446
D515,842 S	2/2006	Peterson et al.	6/446
D516,342 S	3/2006	Mohundro	6/446
D528,827 S *	9/2006	Becker	D6/470
D534,371 S	1/2007	Domack	6/446
D564,788 S *	3/2008	Giles et al.	D6/445
D599,578 S *	9/2009	Domack et al.	D6/446

OTHER PUBLICATIONS

Furniture Today, Feb. 25, 2008, pgs. 12-13, TV consoles are moving up.

* cited by examiner

Primary Examiner—Mimosa De

(74) *Attorney, Agent, or Firm*—MacCord Mason PLLC

(57) **CLAIM**

The ornamental design for TV chest, as shown and described.

DESCRIPTION

FIG. 1 is a front perspective view of a TV chest showing my new design;

FIG. 2 is a front view thereof;

FIG. 3 is a front perspective view with the top drawer open;

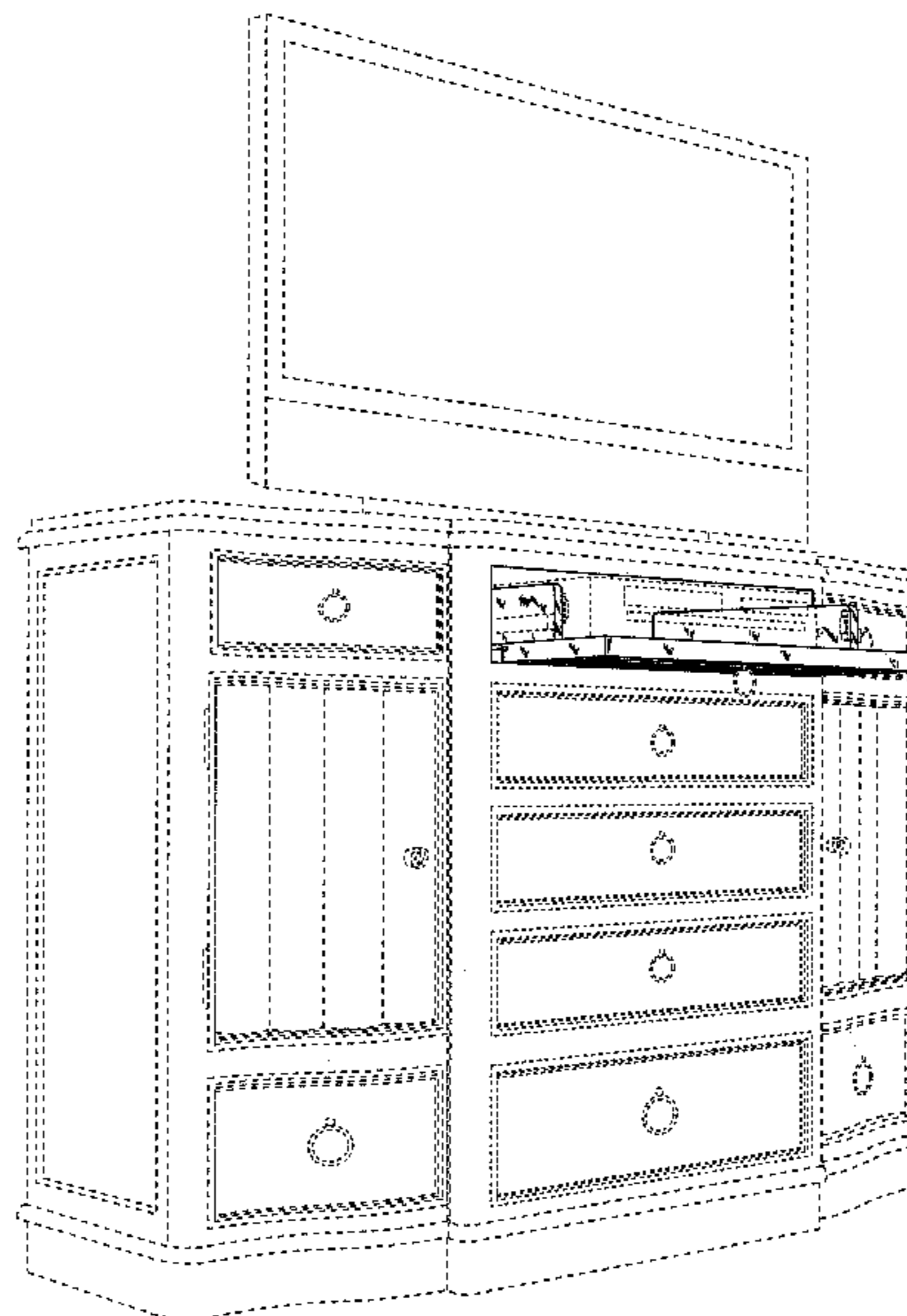
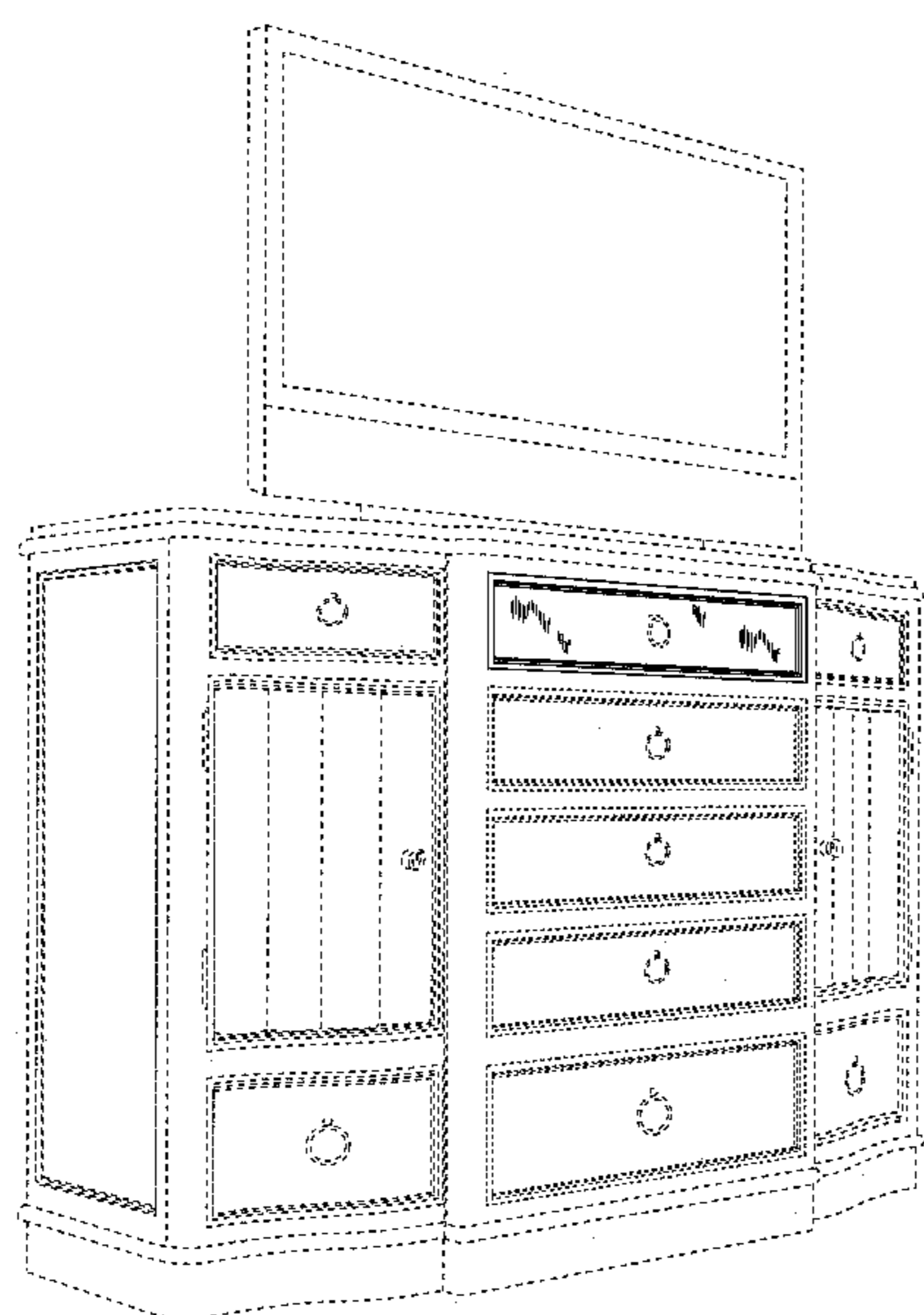
FIG. 4 is a front view with the top drawer closed;

FIG. 5 is a side view; and,

FIG. 6 is a side view with the top drawer open.

The elements depicted in dotted lines are environmental elements and form no part of the claimed invention.

1 Claim, 6 Drawing Sheets






FIG. 1

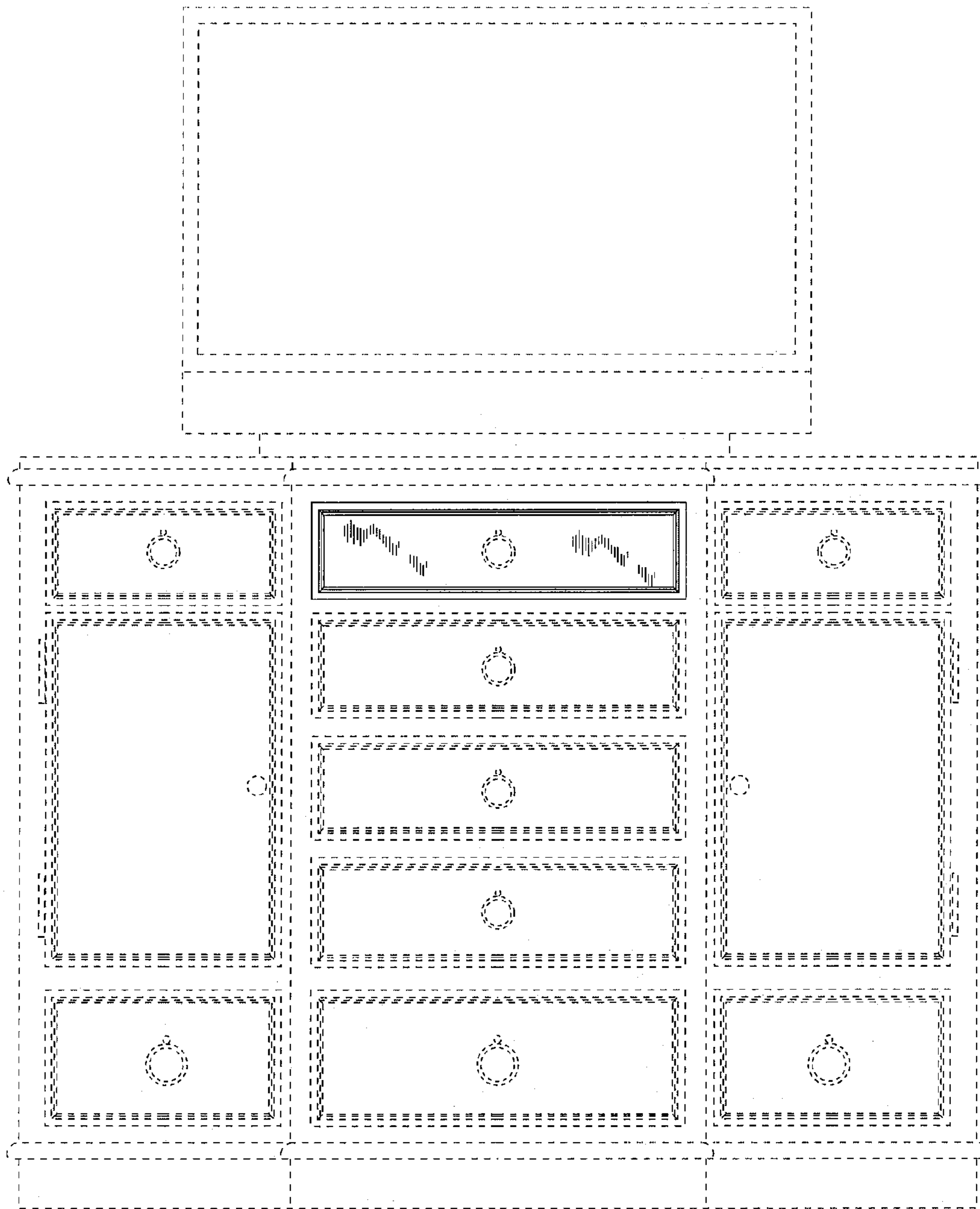


FIG. 2




FIG. 3

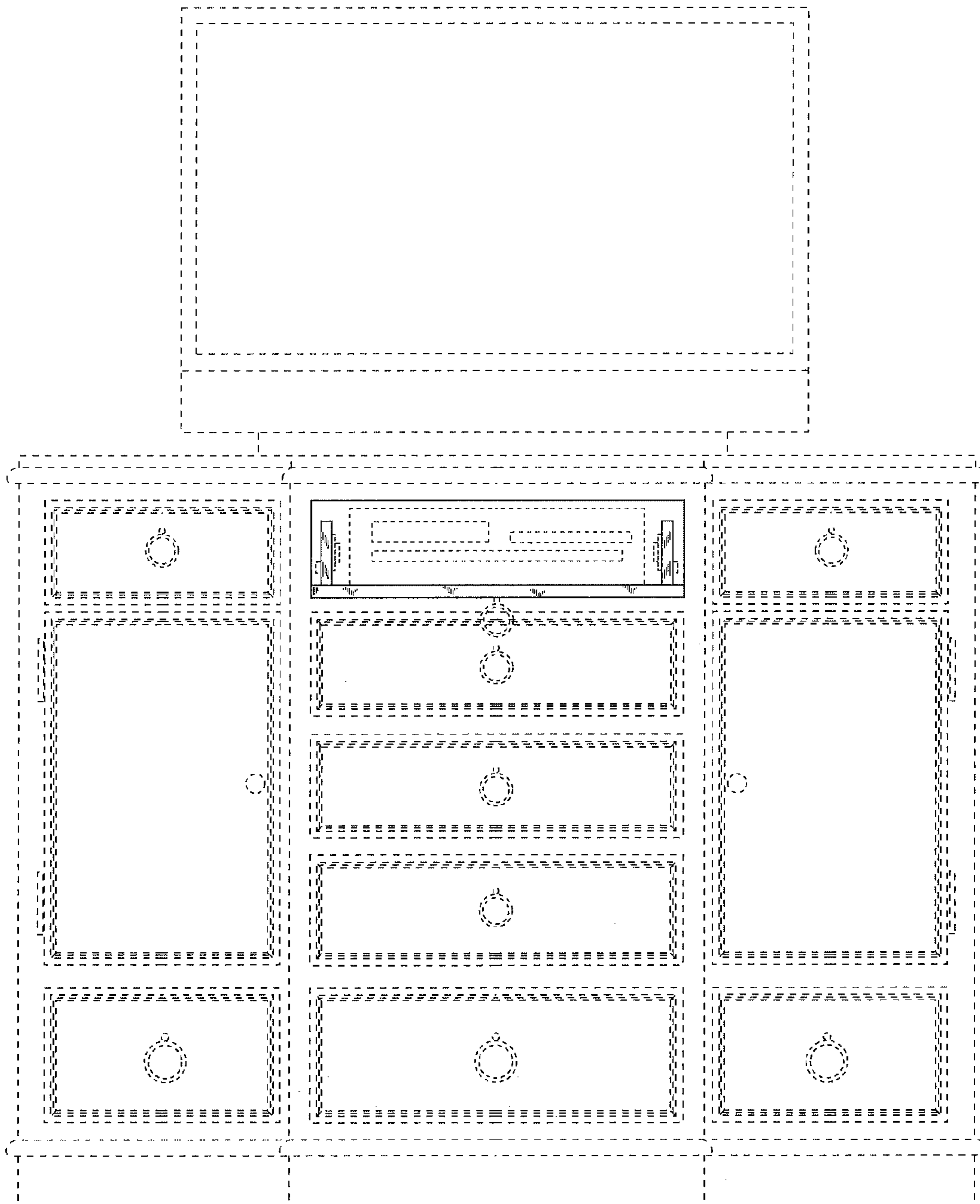


FIG. 4

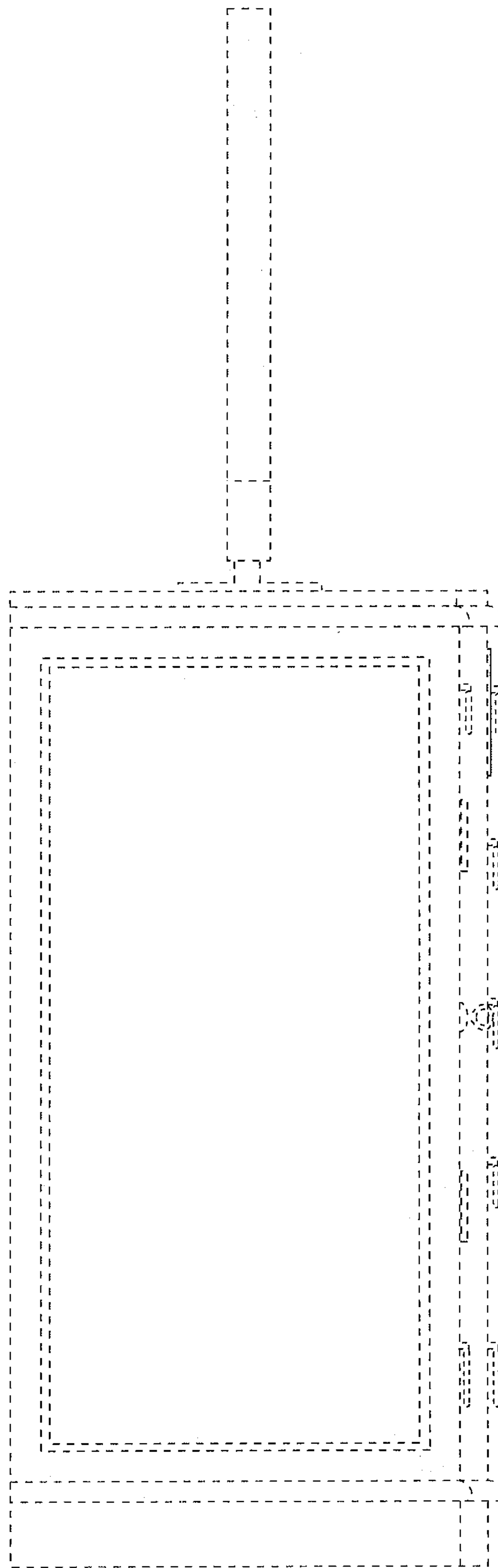


FIG. 5

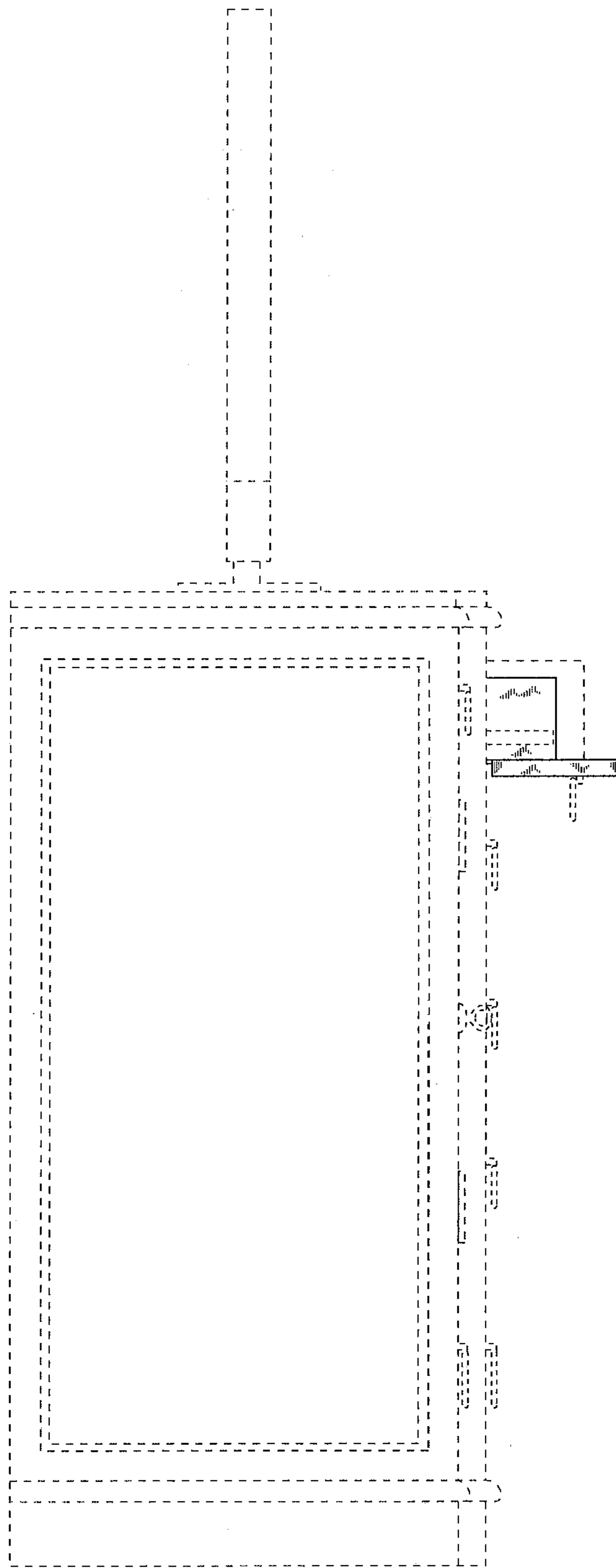


FIG. 6