



US00D613954S

(12) **United States Design Patent**
Samhammer et al.

(10) **Patent No.:** **US D613,954 S**
(45) **Date of Patent:** **** Apr. 20, 2010**

(54) **COAT HOOK**

(75) Inventors: **Christopher Samhammer**, Redmond, WA (US); **Harold G. Erickson**, Mukilteo, WA (US)

(73) Assignee: **The Boeing Company**, Chicago, IL (US)

(**) Term: **14 Years**

(21) Appl. No.: **29/341,980**

(22) Filed: **Aug. 17, 2009**

Related U.S. Application Data

(60) Division of application No. 29/298,846, filed on Dec. 13, 2007, now Pat. No. Des. 603,173, and a continuation-in-part of application No. 29/247,623, filed on Jun. 29, 2006, now Pat. No. Des. 559,077.

(51) **LOC (9) Cl.** **06-08**

(52) **U.S. Cl.** **D6/324; D8/367**

(58) **Field of Classification Search** D8/367, D8/373; D6/323-324; 248/301, 304, 339
See application file for complete search history.

(56) **References Cited**

U.S. PATENT DOCUMENTS

D145,813 S	10/1946	Marsh	
D171,263 S	1/1954	Newlin	
D226,167 S	1/1973	Del Ponte	
4,210,302 A	7/1980	Serkez	
4,705,442 A	11/1987	Fucci	
D303,618 S	9/1989	Russell et al.	
D303,927 S	10/1989	Weber	
5,630,632 A	5/1997	Swan	
D383,004 S *	9/1997	Atkins D6/323

D385,474 S	10/1997	Rechberg	
D415,406 S	10/1999	Weinerman et al.	
D450,462 S *	11/2001	Lazarz D6/323
D452,952 S	1/2002	Teskey	
D458,110 S	6/2002	Landeros	
D471,428 S	3/2003	Mirick	
6,676,177 B2	1/2004	Daoud et al.	
7,118,082 B2	10/2006	Brnjac	
D531,882 S	11/2006	Haugaard et al.	
D543,437 S	5/2007	Mallory et al.	
D543,831 S	6/2007	Druckman et al.	
2002/0171249 A1	11/2002	Daoud et al.	

* cited by examiner

Primary Examiner—Holly H Baynham

(74) *Attorney, Agent, or Firm*—Ostrager Chong Flaherty & Broitman P.C.

(57) **CLAIM**

The ornamental design for a coat hook, as shown and described.

DESCRIPTION

FIG. 1 is a perspective view of a coat hook;

FIG. 2 is a front view thereof;

FIG. 3 is top view thereof;

FIG. 4 is a right side view thereof the left side view being identical thereto;

FIG. 5 is a bottom view thereof; and,

FIG. 6 is a perspective view thereof shown in a usage condition.

The broken lines shown in the drawings are included for illustrative purposes only and form no part of the claimed design.

1 Claim, 4 Drawing Sheets






FIG. 1




FIG. 2



FIG. 3




FIG. 4



FIG. 5




FIG. 6