



US00D613935S

(12) **United States Design Patent**  
**Thornhill**

(10) **Patent No.:** **US D613,935 S**  
(45) **Date of Patent:** **\*\* Apr. 20, 2010**

(54) **SHOE UPPER**

(75) Inventor: **Cherese Thornhill**, Beaverton, OR (US)

(73) Assignee: **NIKE, Inc.**, Beaverton, OR (US)

(\*\*) Term: **14 Years**

(21) Appl. No.: **29/354,186**

(22) Filed: **Jan. 20, 2010**

(51) **LOC (9) Cl.** ..... **02-99**

(52) **U.S. Cl.** ..... **D2/972**

(58) **Field of Classification Search** ..... D2/896,  
D2/902, 906-912, 943, 944, 969, 972-974;  
36/45-49, 50.1, 77 M, 77 R, 83, 88, 113,  
36/114, 126-131

See application file for complete search history.

(56) **References Cited**

**U.S. PATENT DOCUMENTS**

D388,364 S	12/1997	Vestuti	
D398,753 S	9/1998	Von Conta et al.	
D407,203 S	3/1999	Maxwell	
D423,768 S	5/2000	Hewett	
D429,556 S	8/2000	Vestuti	
D429,876 S	8/2000	Vestuti	
D495,865 S	9/2004	Lee	
D500,199 S *	12/2004	Clegg	D2/972
D514,798 S	2/2006	Avar	
D517,794 S	3/2006	Shin	
D519,274 S *	4/2006	Chang	D2/972
D519,727 S *	5/2006	Morris	D2/972
D522,733 S *	6/2006	Racine	D2/972
D528,282 S *	9/2006	Lee	D2/972
D528,760 S *	9/2006	Wilken	D2/972
D542,019 S *	5/2007	Portzline	D2/972
D544,195 S	6/2007	Dirsa	
D544,684 S	6/2007	Lupo	
D544,690 S *	6/2007	Mermet	D2/972
D544,693 S	6/2007	Caine	
D544,694 S *	6/2007	Glover	D2/972
D544,698 S	6/2007	Chang	
D545,555 S	7/2007	Edwards	

D546,050 S	7/2007	Edwards	
D546,537 S	7/2007	Petrie	
D548,949 S *	8/2007	Hui	D2/972
D554,845 S	11/2007	Caine	
D556,979 S	12/2007	Bramani	
D571,096 S	6/2008	Hart	
D593,306 S	6/2009	St-Louis et al.	
D597,293 S	8/2009	Banik et al.	

**OTHER PUBLICATIONS**

- Nike Footwear Catalog Fall 1988; p. 24, published Dec. 1987.
- Nike Footwear Catalog Fall 1990; p. 4, published Dec. 1989.
- Nike Footwear Catalog Fall 1991; p. 8, published Dec. 1990.
- Nike Footwear Catalog Spring 1998; p. 41, published Jun. 1997.

(Continued)

*Primary Examiner*—Dominic Simone  
(74) *Attorney, Agent, or Firm*—Banner & Witcoff, Ltd.

(57) **CLAIM**

The ornamental design for a shoe upper, as shown and described.

**DESCRIPTION**

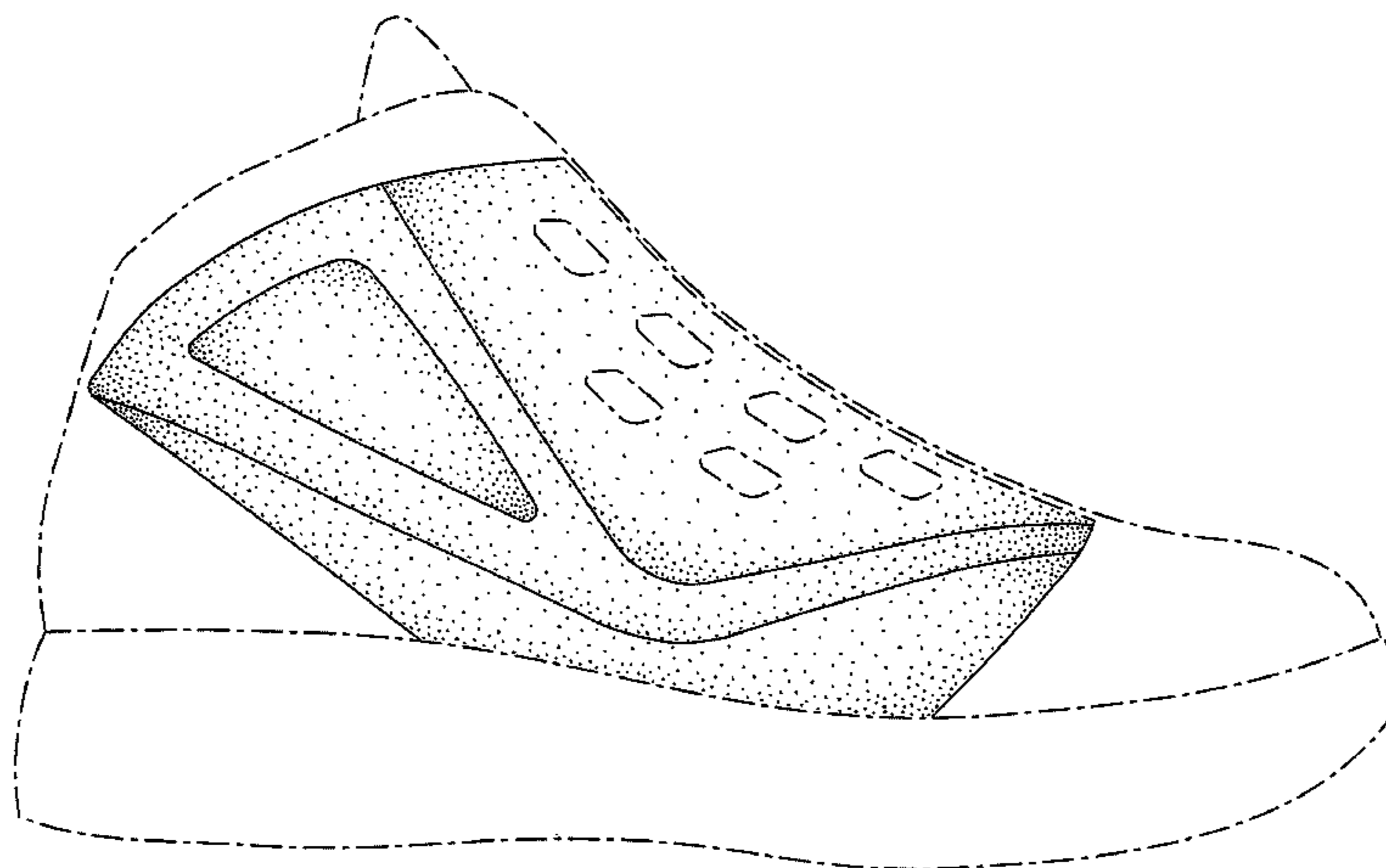
FIG. 1 is a front perspective view of a shoe upper showing my new design;

FIG. 2 is a side view thereof; and,

FIG. 3 is a rear perspective view thereof.

The broken lines immediately adjacent to the shaded area represent unclaimed boundaries of the design. The broken line showing of the eyelet regions and the remainder of the shoe is for environmental purposes only and form no part of the claimed design.

**1 Claim, 3 Drawing Sheets**



OTHER PUBLICATIONS

Nike Footwear Catalog Late Spring 1999; p. M42, published Sep. 1998.

Nike Footwear Catalog Fall 2000 #1; p. W16, published Nov. 1999.

Nike Footwear Catalog Fall 2001; p. M88, published Nov. 2000.

Nike Footwear Catalog Holiday 2001; p. M51, published Feb. 2001.

Nike Footwear Catalog Fall 2002; p. M93, published Nov. 2001.

Nike Footwear Catalog Fall 2005; p. 112, published Nov. 2004.

Nike Footwear Catalog Fall 2006; p. M46, published Nov. 2005.

Nike Footwear Catalog Holiday 2006; p. M97, published Mar. 2006.

Nike Footwear Catalog Late Spring 2006; p. M9, published Sep. 2005.

Nike Footwear Catalog Spring 2007; p. M7, published Jun. 2006.

\* cited by examiner

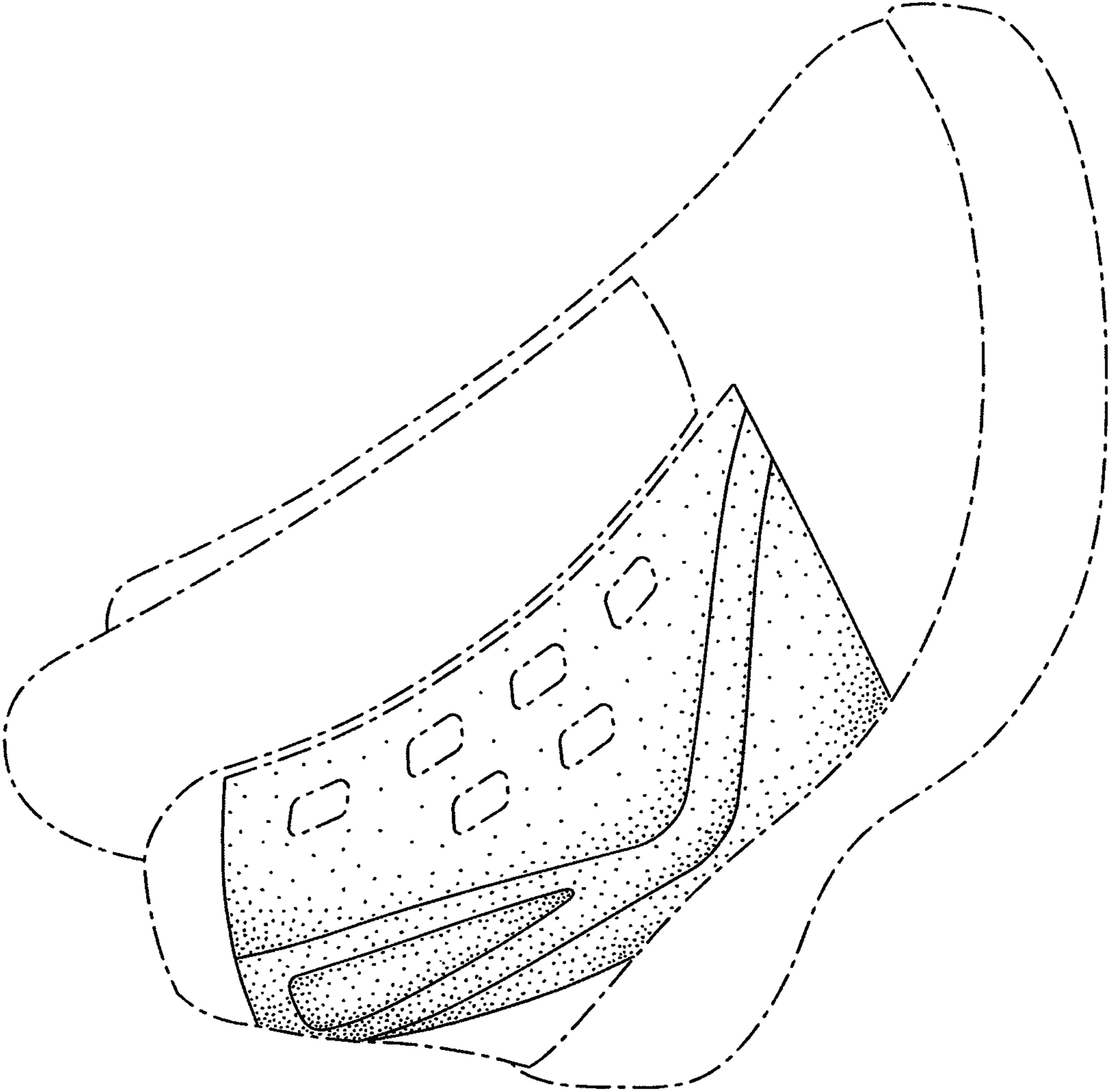


FIG. 1

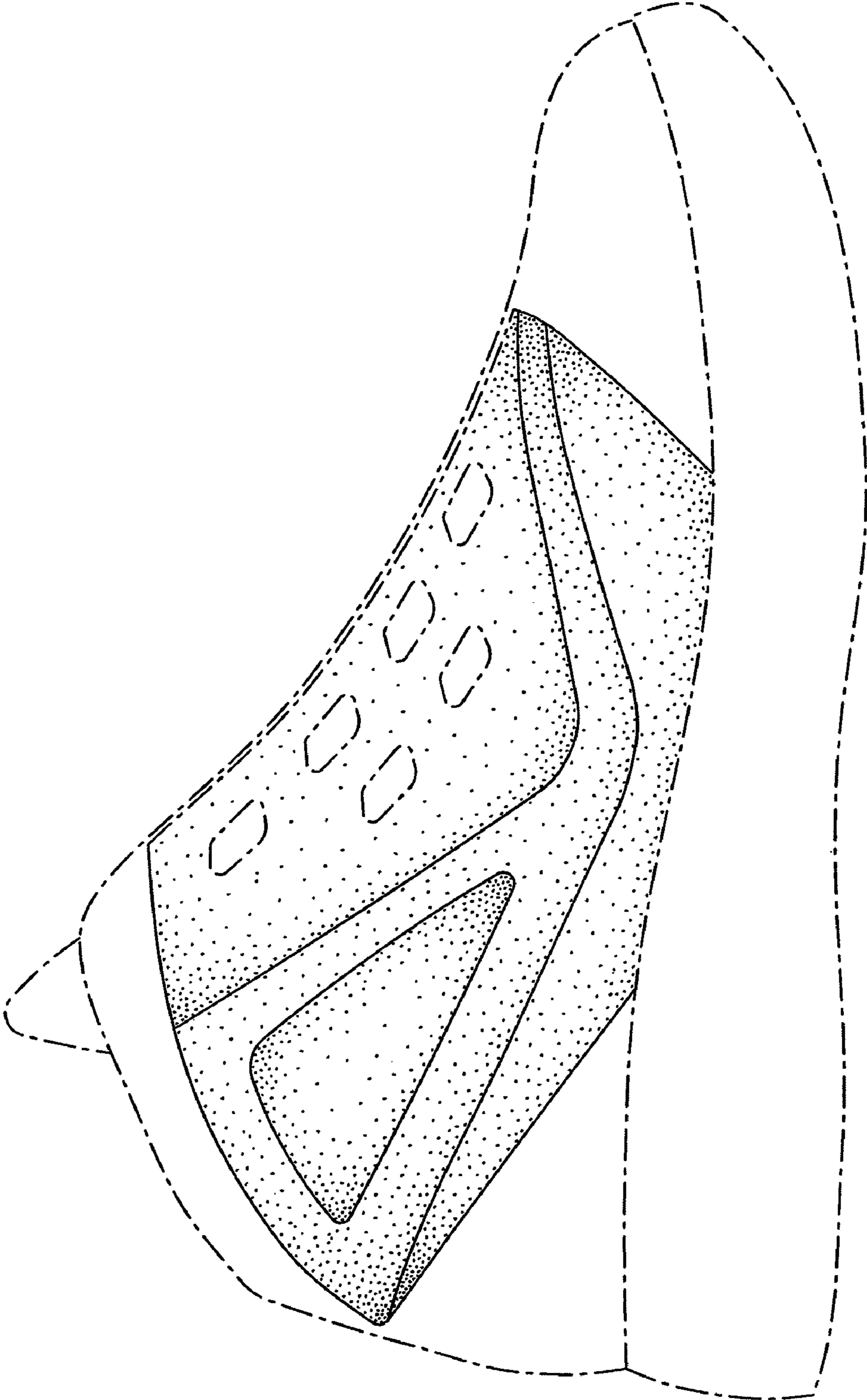


FIG. 2

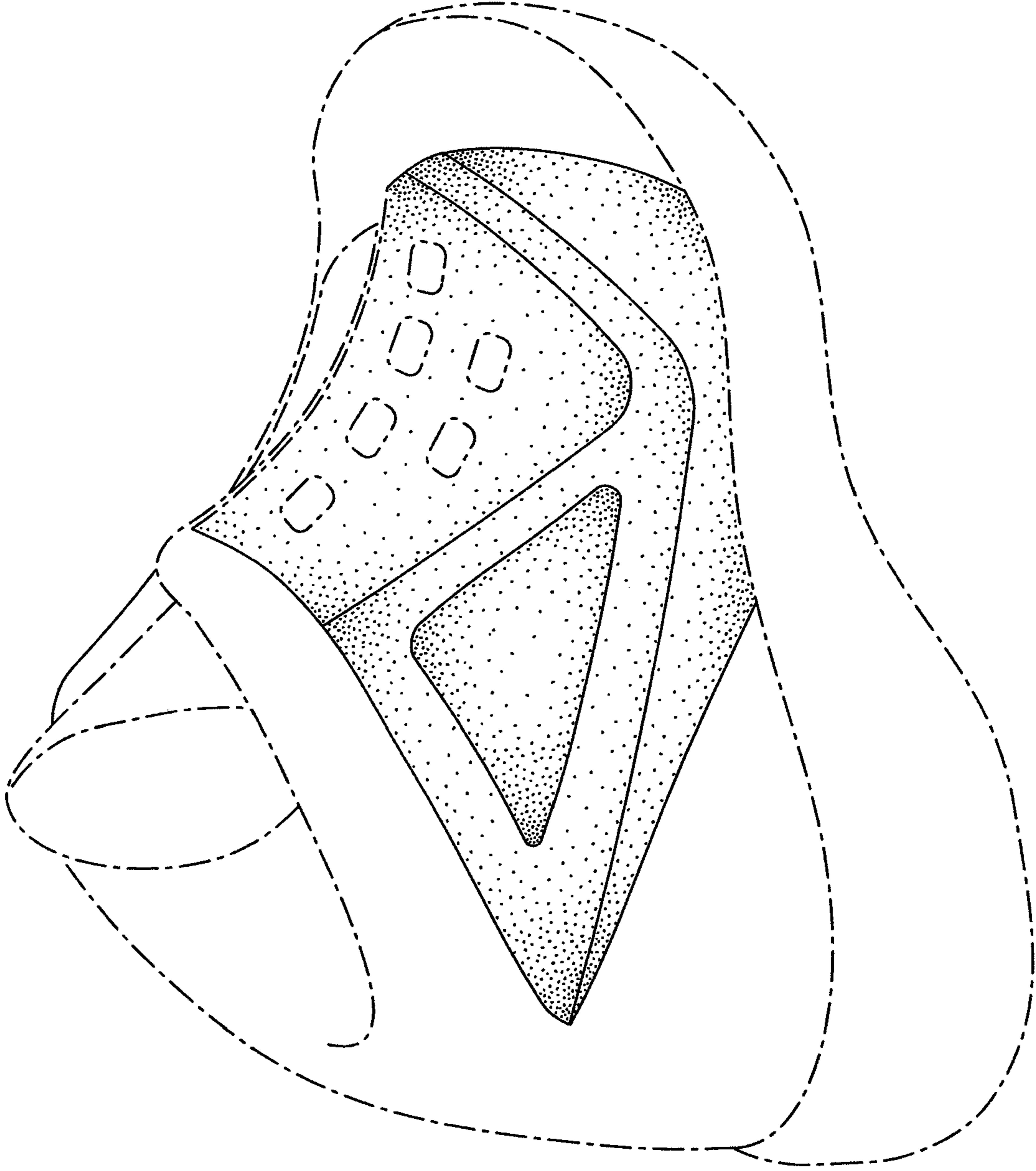


FIG. 3