



US00D613916S

(12) **United States Design Patent**
Montgomery

(10) **Patent No.:** **US D613,916 S**
(45) **Date of Patent:** **** Apr. 13, 2010**

(54) **WASHING MACHINE**

D585,164 S * 1/2009 Kosukegawa et al. D32/5

(75) Inventor: **Elliott Montgomery**, Brooklyn, NY
(US)

* cited by examiner

(73) Assignee: **LG Electronics Inc.**, Seoul (KR)

Primary Examiner—T. Chase Nelson
Assistant Examiner—Kathleen M Sims

(**) Term: **14 Years**

(74) *Attorney, Agent, or Firm*—Morgan, Lewis & Bockius
LLP

(21) Appl. No.: **29/337,361**

(57) **CLAIM**

(22) Filed: **May 20, 2009**

The ornamental design for a washing machine, as shown and described.

(51) **LOC (9) Cl.** **15-05**

(52) **U.S. Cl.** **D32/6**

(58) **Field of Classification Search** D32/1,
D32/5-6, 8, 10; 68/3 R, 5 R, 12.01; 312/31;
34/87-88, 523-524

See application file for complete search history.

DESCRIPTION

FIG. 1 is a perspective view of a washing machine showing my new design;

FIG. 2 is a front view thereof;

FIG. 3 is a rear view thereof;

FIG. 4 is a left side view thereof;

FIG. 5 is a right side view thereof;

FIG. 6 is a top plan view thereof; and,

FIG. 7 is a bottom plan view thereof.

The broken line showing of bottom details in FIG. 7 is included for the purpose of showing portions of the Washing Machine that form no part of the claimed design.

(56) **References Cited**

U.S. PATENT DOCUMENTS

D457,991 S *	5/2002	Baldwin et al.	D32/6
D457,992 S *	5/2002	Baldwin et al.	D32/6
D459,844 S *	7/2002	Baldwin et al.	D32/6
D463,631 S *	9/2002	Baldwin et al.	D32/6
D495,453 S *	8/2004	Baldwin et al.	D32/8
D502,577 S *	3/2005	Baldwin et al.	D32/6
D561,957 S *	2/2008	Browne et al.	D32/6
D577,162 S *	9/2008	Shail et al.	D32/6

1 Claim, 7 Drawing Sheets




FIG. 1




FIG. 2

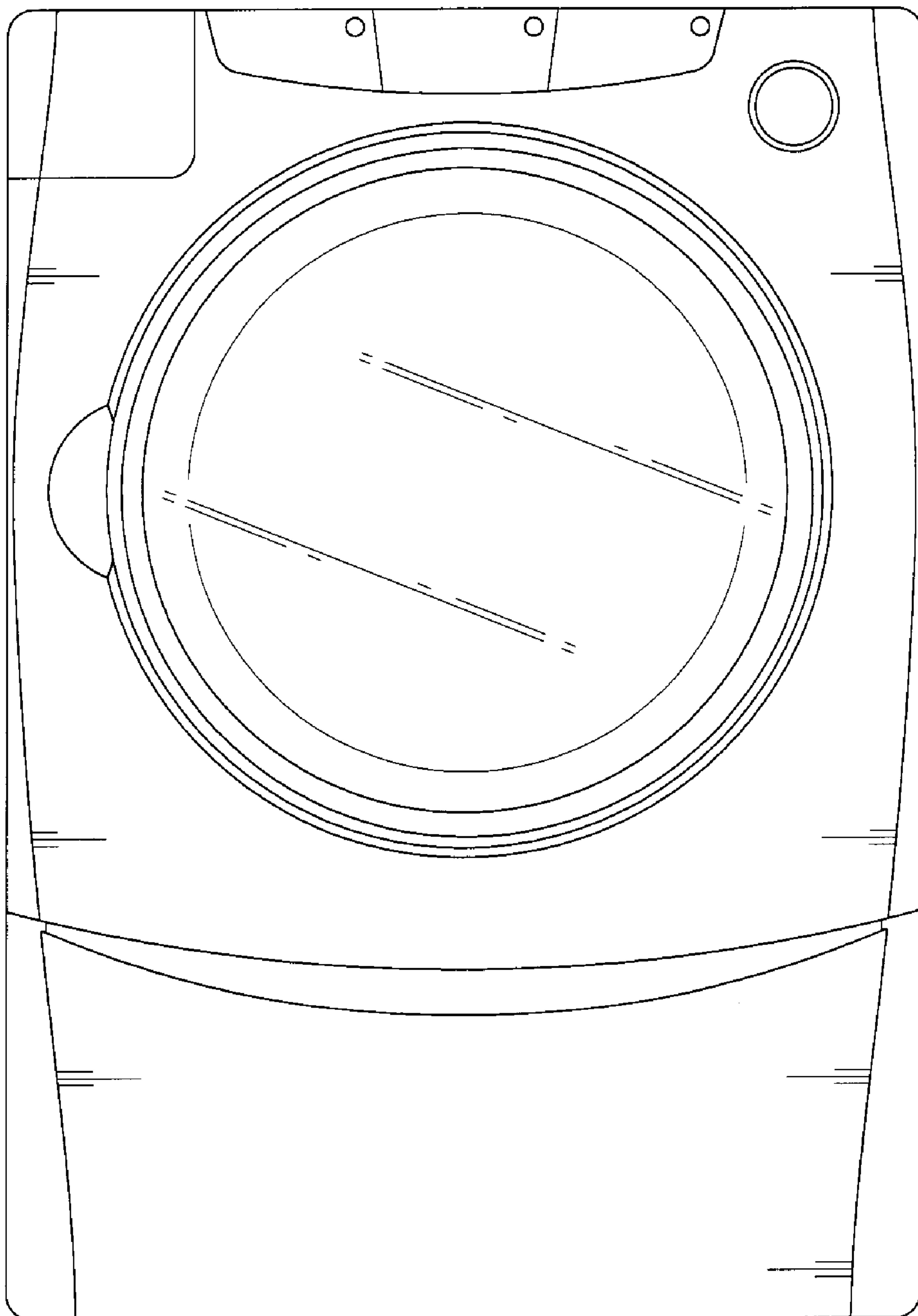


FIG. 3




FIG. 4

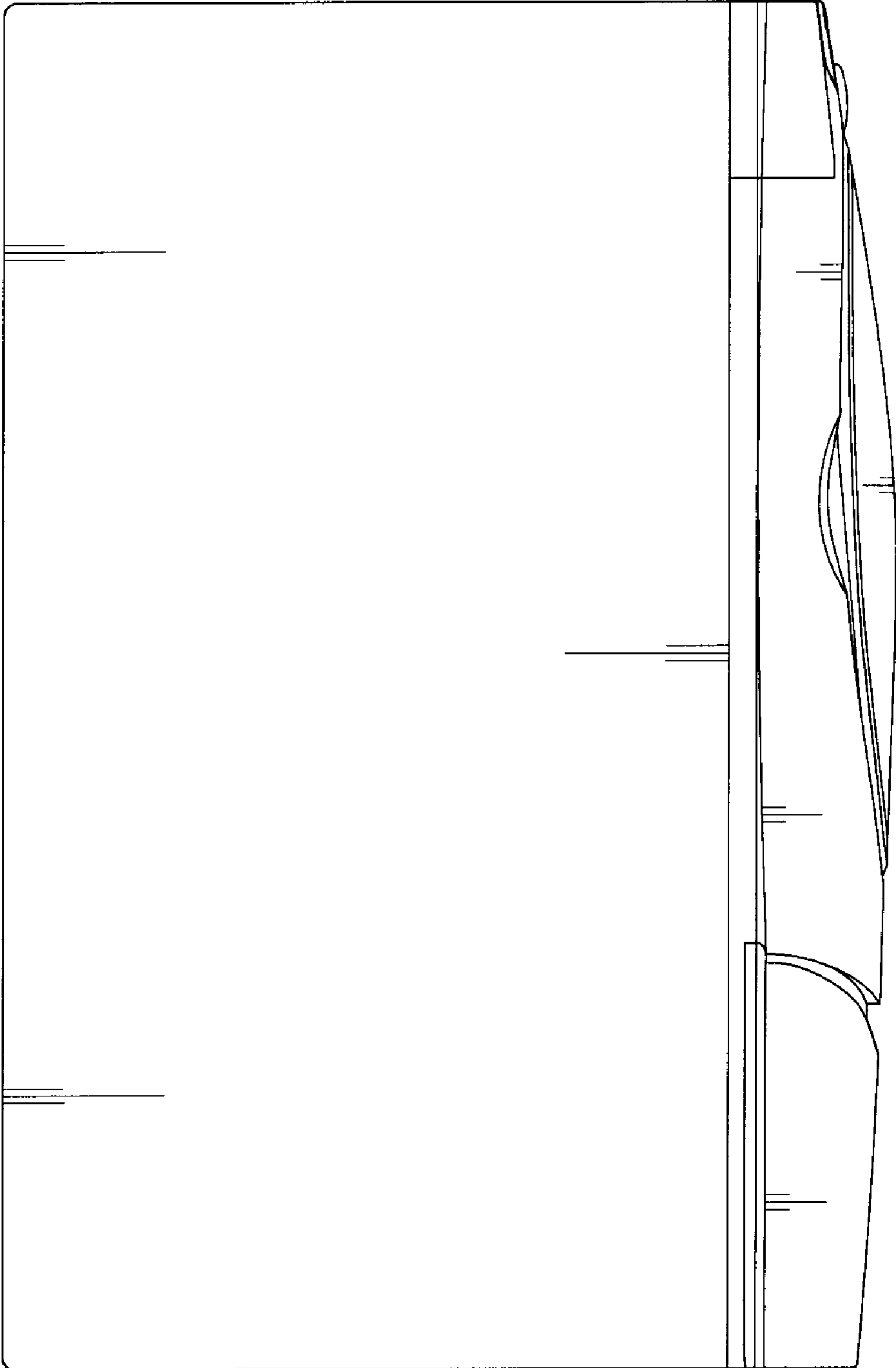


FIG. 5

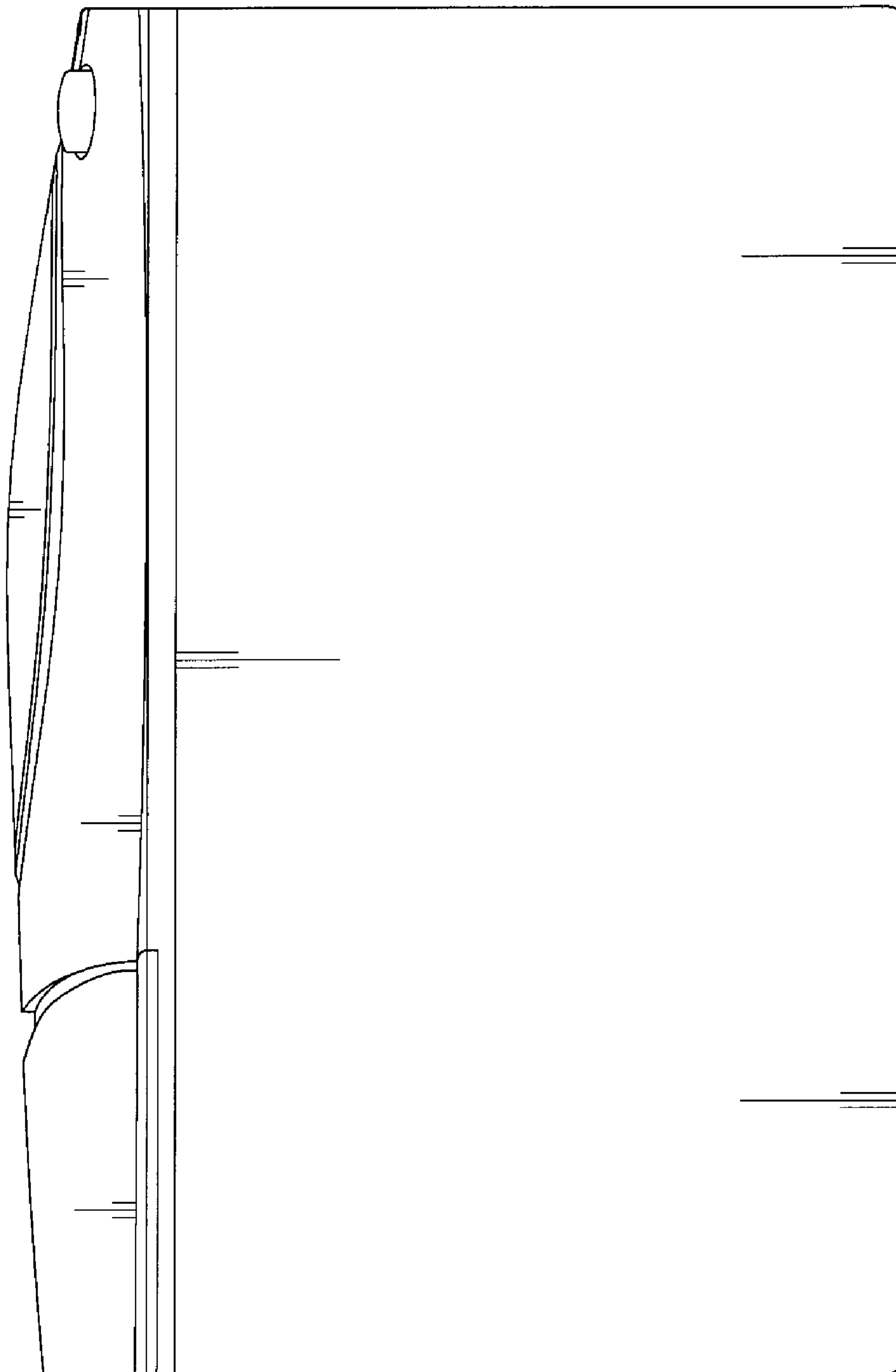


FIG. 6

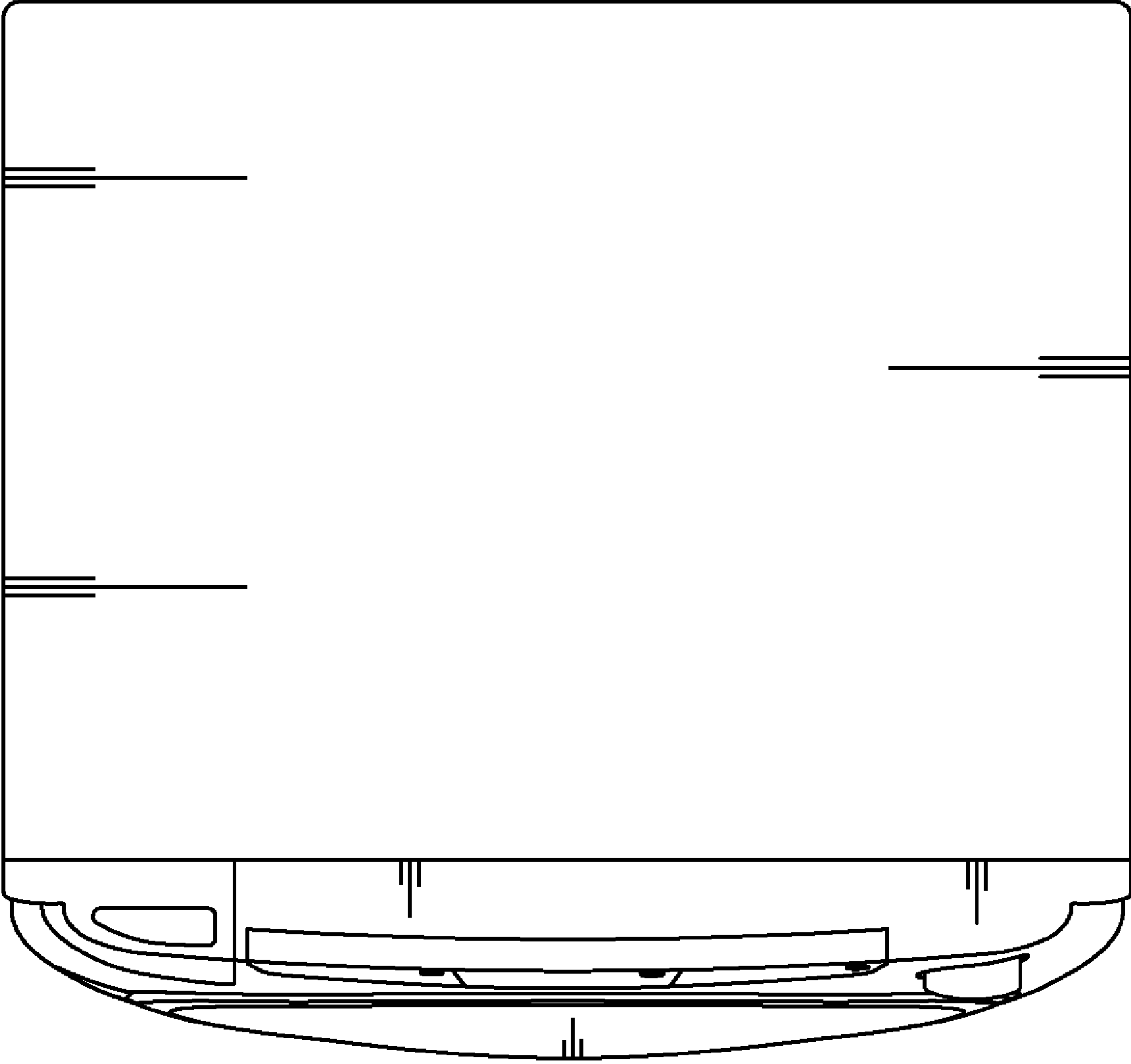


FIG. 7

