



US00D613911S

(12) **United States Design Patent**  
**Hauck-Hasmatiali**

(10) **Patent No.:** **US D613,911 S**

(45) **Date of Patent:** **\*\* Apr. 13, 2010**

(54) **SPUR**

(75) Inventor: **Linda Hauck-Hasmatiali**, Guelph (CA)

(73) Assignee: **Tapestry Equine Services**, Guelph (CA)

(\*\*) Term: **14 Years**

(21) Appl. No.: **29/337,714**

(22) Filed: **May 28, 2009**

(51) **LOC (9) Cl.** ..... **30-05**

(52) **U.S. Cl.** ..... **D30/157**

(58) **Field of Classification Search** ..... D30/157;  
36/131, 132, 136, 70 R; 54/83.1, 83.2, 49.5;  
D2/976, 642, 946; 231/7

See application file for complete search history.

(56) **References Cited**

**U.S. PATENT DOCUMENTS**

27,019	A *	1/1860	Young, Jr.	.....	54/83.2
198,010	A *	12/1877	Elliott	.....	54/83.2
218,705	A *	8/1879	Buermann	.....	54/83.1
241,101	A *	5/1881	Watson	.....	36/70 R
D35,696	S *	2/1902	Underwood	.....	D30/157
810,049	A *	1/1906	Gilbough	.....	54/83.2
969,839	A *	9/1910	Buermann	.....	54/83.2
1,351,619	A *	8/1920	Calderon	.....	54/83.2
1,882,059	A *	10/1932	Boos	.....	54/83.2
2,468,918	A *	5/1949	Bowers	.....	54/83.1
D209,214	S *	11/1967	Markim	.....	D30/157
3,509,693	A *	5/1970	French	.....	54/83.1

D289,809	S *	5/1987	Pela	.....	D30/157
D323,734	S *	2/1992	Haines	.....	D2/976
6,339,915	B1 *	1/2002	Bradbury	.....	54/83.1
6,381,931	B2 *	5/2002	Balkenhol	.....	54/83.1
D527,496	S *	8/2006	Peart	.....	D30/157
7,310,928	B2 *	12/2007	Curry	.....	54/83.2
7,552,576	B2 *	6/2009	Strauss	.....	54/83.1
2001/0013216	A1 *	8/2001	Balkenhol	.....	54/83.1
2006/0042201	A1 *	3/2006	Curry	.....	54/83.1
2008/0016828	A1 *	1/2008	Strauss	.....	54/83.2

\* cited by examiner

*Primary Examiner*—Susan Moon Lee

(74) *Attorney, Agent, or Firm*—Miller Thomson LLP

(57) **CLAIM**

I claim the ornamental design for a spur, as shown and described.

**DESCRIPTION**

FIG. 1 is a front perspective view of the spur.

FIG. 2 is a front view of the spur.

FIG. 3 is a left side view of the spur.

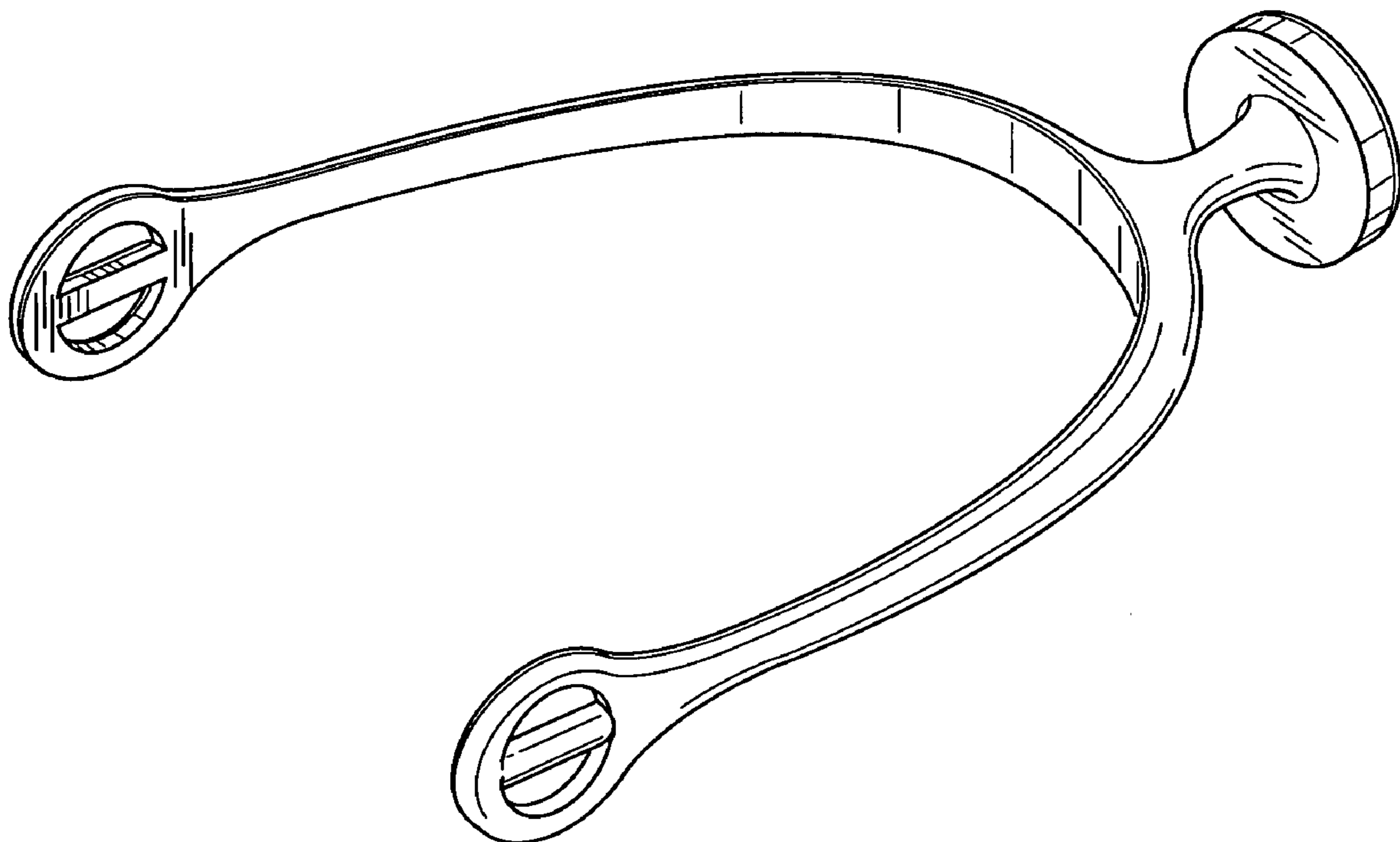
FIG. 4 is a back view of the spur.

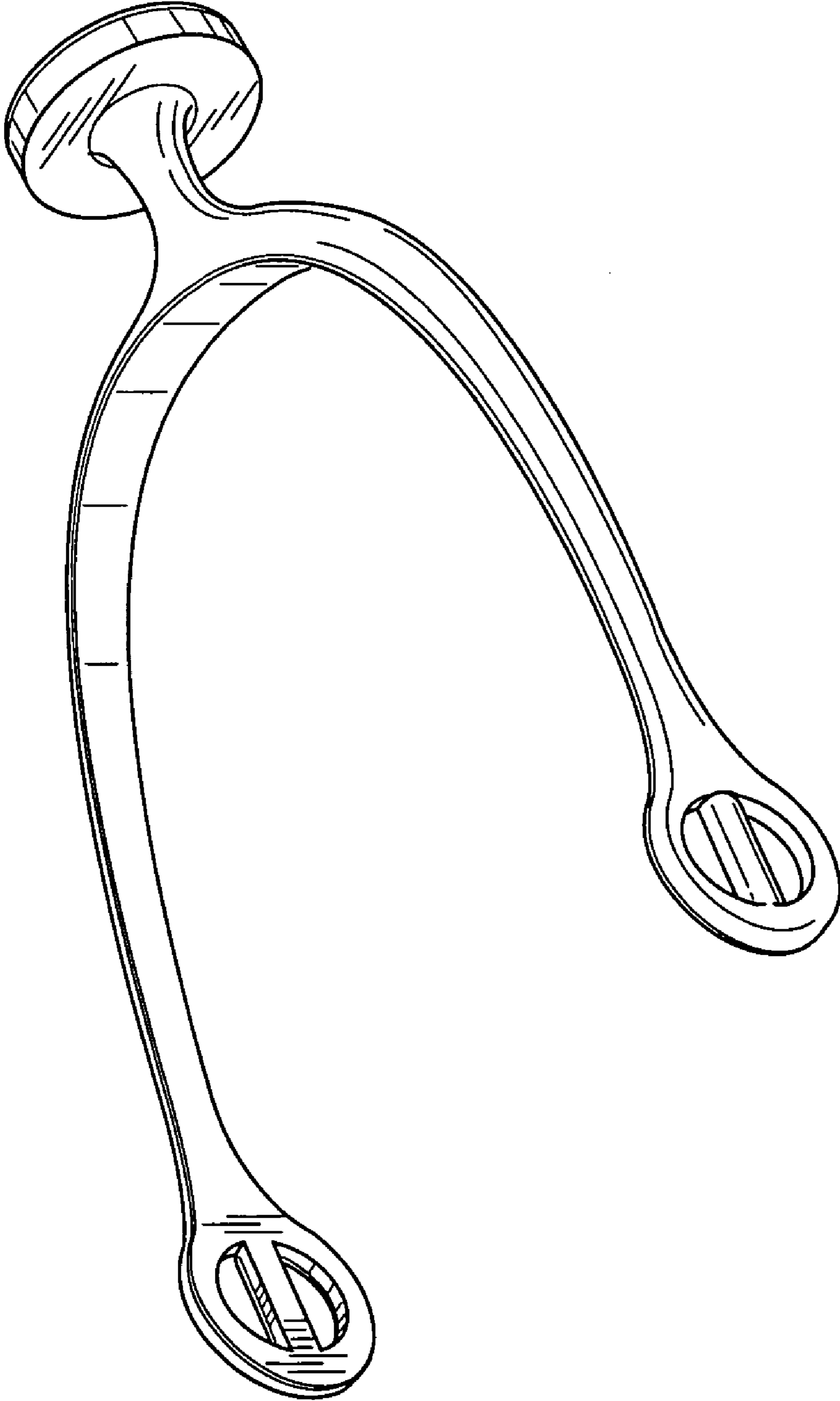
FIG. 5 is a right side view of the spur.

FIG. 6 is a top view of the spur; and,

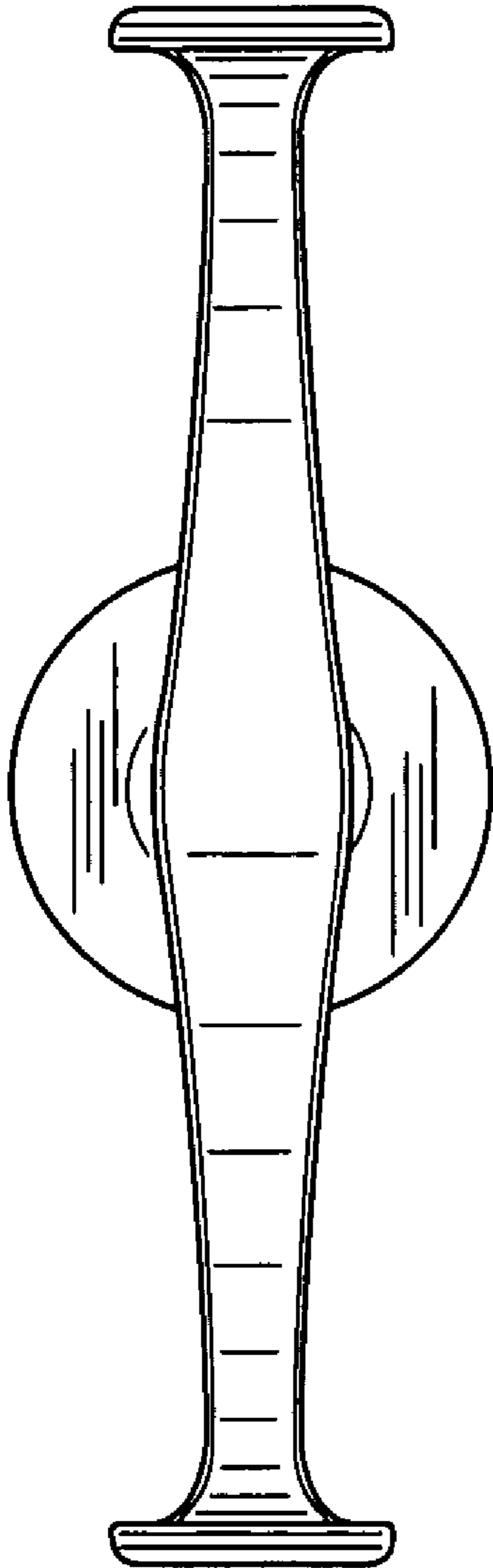
FIG. 7 is a bottom view of the spur.

**1 Claim, 4 Drawing Sheets**

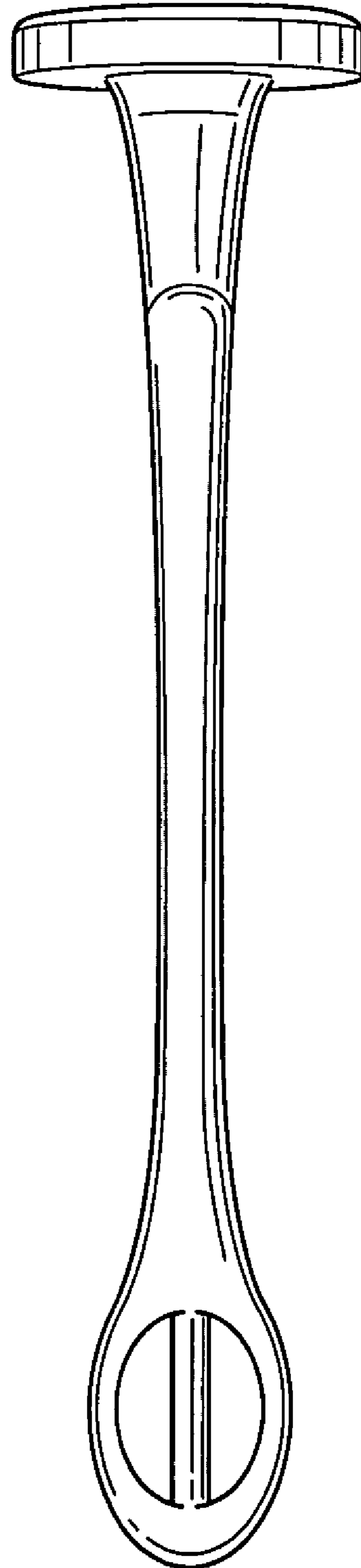




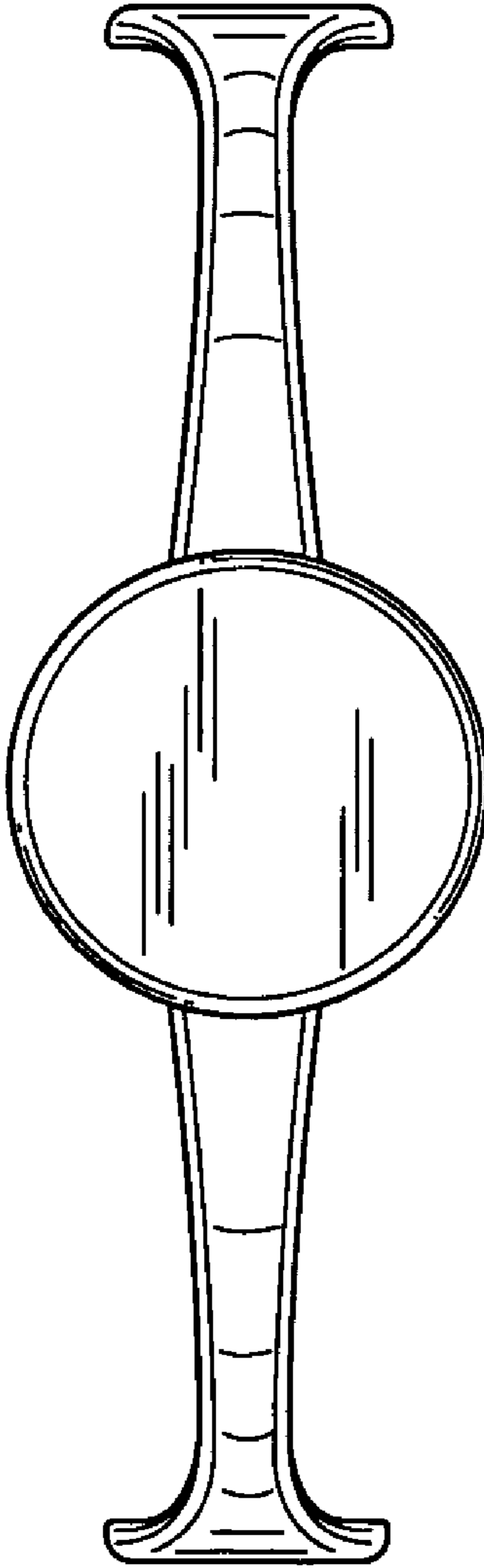
**FIG. 1**



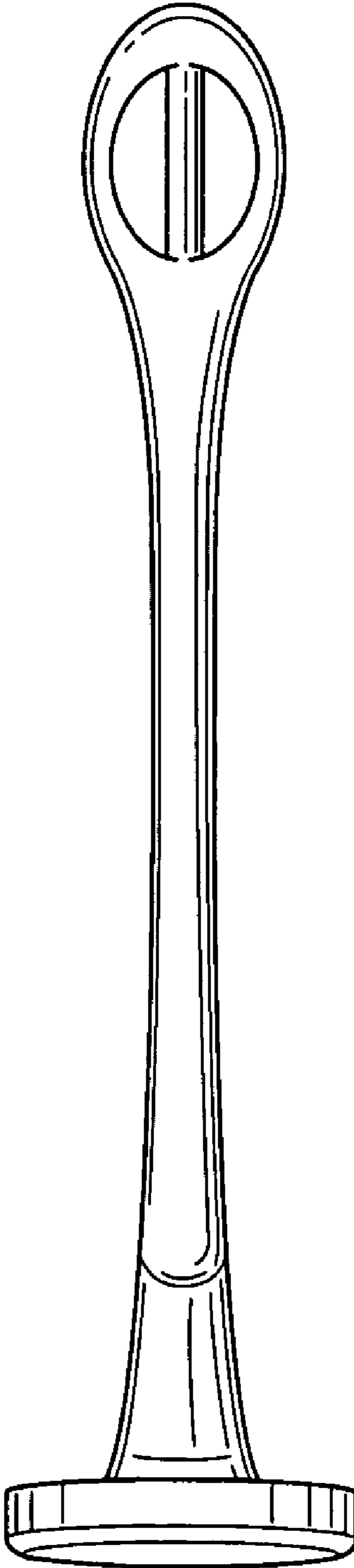
**FIG. 2**



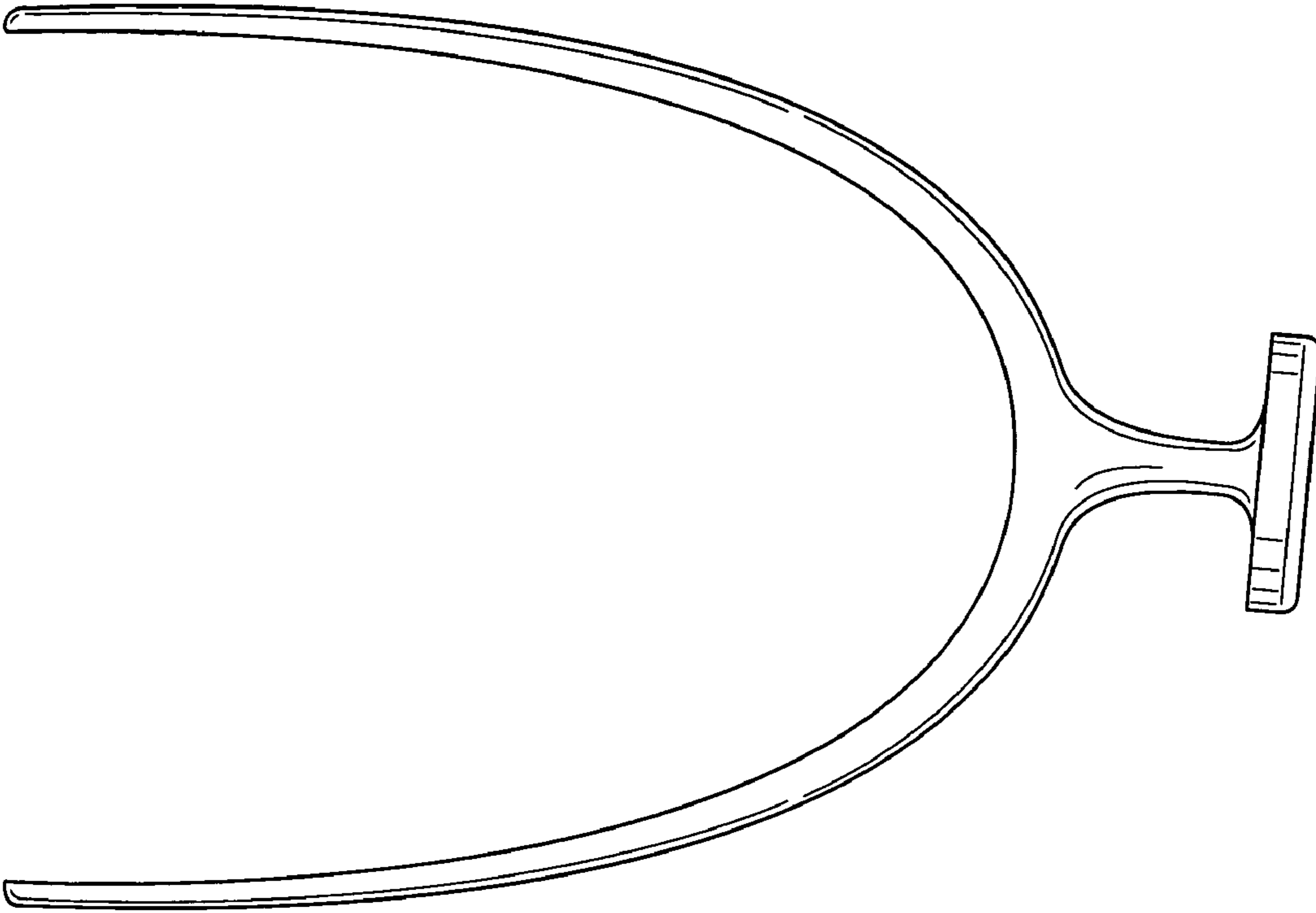
**FIG. 3**



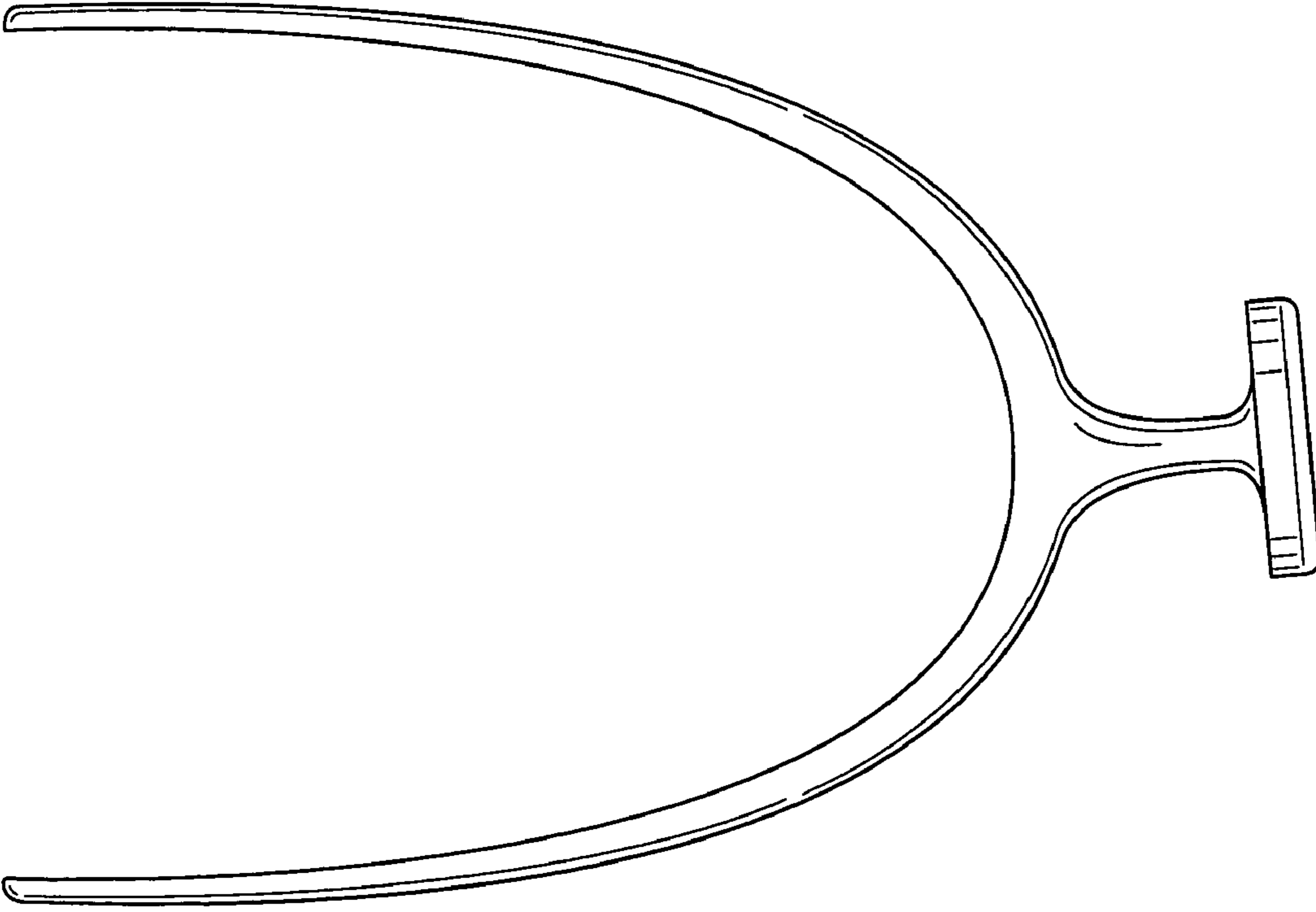
**FIG. 4**



**FIG. 5**



**FIG. 6**



**FIG. 7**