



US00D613910S

(12) **United States Design Patent**
Clemmons et al.

(10) **Patent No.:** **US D613,910 S**
(45) **Date of Patent:** **** Apr. 13, 2010**

(54) **ANIMAL CAGE**

(75) Inventors: **David L. Clemmons**, Dunkirk, IN (US);
Bryan W. Jennings, Muncie, IN (US);
Tiffany S. Meyer, Fishers, IN (US); **J.**
Robert Dale, Yorktown, IN (US);
Terrance L. Jones, Muncie, IN (US);
Thomas W. Swan, Yorktown, IN (US);
Glenn R. Godley, Chesterland, OH
(US); **William S. Kerr**, Muncie, IN
(US); **James W. Wingate**, Muncie, IN
(US)

(73) Assignee: **Midwest Metal Products Co., Inc.**,
Muncie, IN (US)

(**) Term: **14 Years**

(21) Appl. No.: **29/333,386**

(22) Filed: **Mar. 9, 2009**
(Under 37 CFR 1.47)

(51) **LOC (9) Cl.** **30-02**

(52) **U.S. Cl.** **D30/116**

(58) **Field of Classification Search** D30/108,
D30/109, 124-128, 133, 158, 160, 161, 113,
D30/114, 116, 117, 119; 119/51.5, 57.8-57.9,
119/428-431, 418, 419, 420, 453, 454, 474,
119/491, 496-498, 512, 513, 502, 708
See application file for complete search history.

(56) **References Cited**

U.S. PATENT DOCUMENTS

2,581,318	A *	1/1952	Bartlett	119/514
2,892,562	A *	6/1959	Smithson	220/7
3,896,766	A *	7/1975	Martin	119/474
4,735,173	A *	4/1988	Dubreuil	119/512
4,762,085	A *	8/1988	Ondrasik	119/474
D300,377	S *	3/1989	Willingham	D30/116
4,917,047	A *	4/1990	Wazeter, III	119/474
5,113,793	A *	5/1992	Leader et al.	119/453
5,544,619	A *	8/1996	Braun	119/474

D382,373	S *	8/1997	Louden	D30/114
5,653,194	A *	8/1997	Guy	119/453
6,152,081	A *	11/2000	Baker	119/498
6,192,834	B1 *	2/2001	Kolozsvari	119/498
6,457,438	B1 *	10/2002	Baker	119/498
6,553,940	B1 *	4/2003	Powell et al.	119/514
6,655,321	B1 *	12/2003	Ozeri et al.	119/452
6,681,720	B1 *	1/2004	Skurdalsvold et al.	119/474
6,832,580	B2 *	12/2004	Marchioro	119/452

(Continued)

Primary Examiner—Robert M Spear
Assistant Examiner—Rashida C McCoy
(74) *Attorney, Agent, or Firm*—Bose McKinney & Evans,
LLP; Stephen F. Rost; James A. Coles

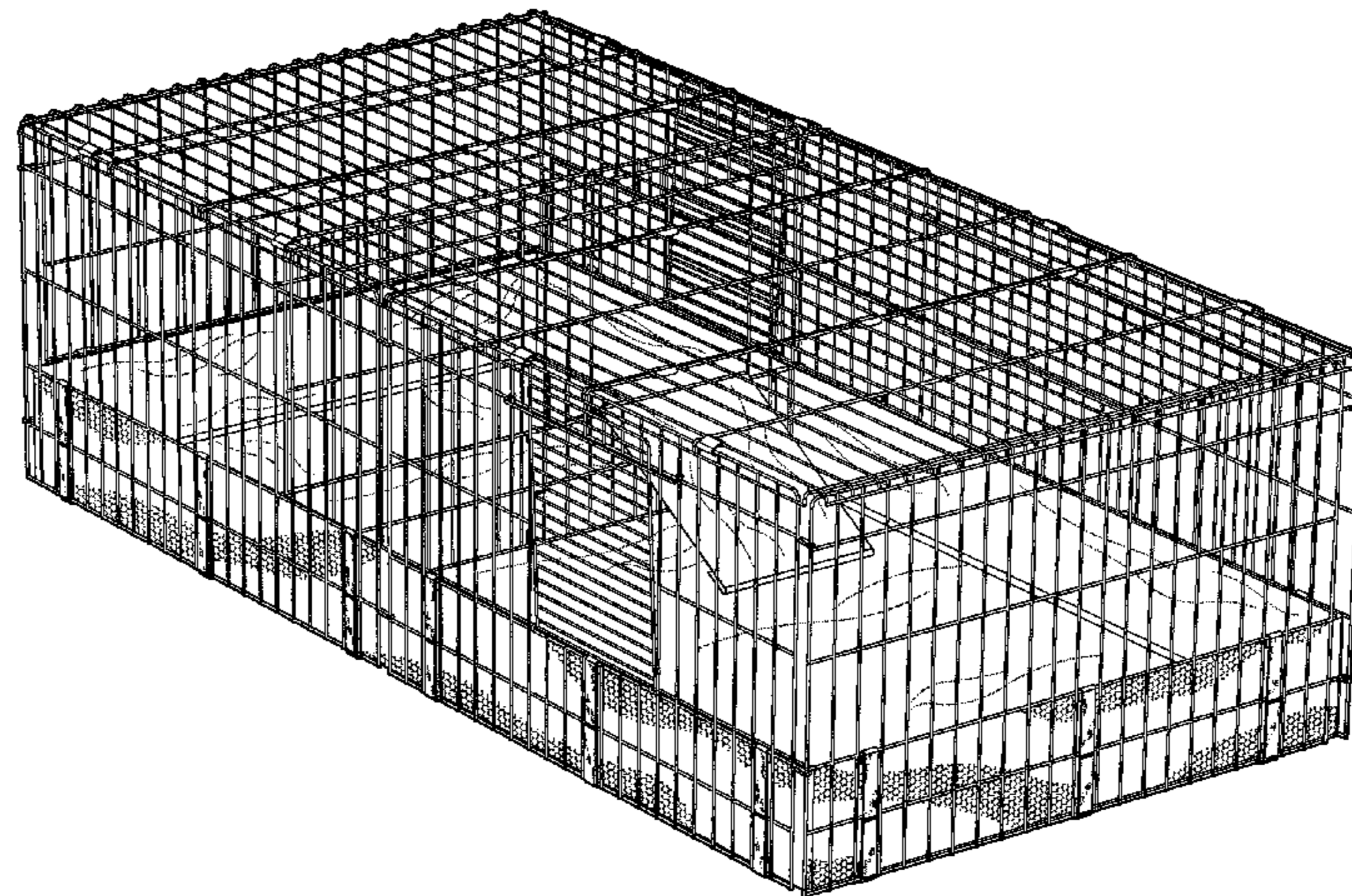
(57) **CLAIM**

The ornamental design for an animal cage, as shown and described.

DESCRIPTION

FIG. 1 is a perspective view of an animal cage that illustrates the novel design;
FIG. 2 is a front view of the animal cage of FIG. 1;
FIG. 3 is a top view of the animal cage of FIG. 1;
FIG. 4 is a right side elevational view of the animal cage of FIG. 1;
FIG. 5 is a left side elevational view of the animal cage of FIG. 1;
FIG. 6 is a back view of the animal cage of FIG. 1; and,
FIG. 7 is a bottom view of the animal cage of FIG. 1.

1 Claim, 6 Drawing Sheets



US D613,910 S

Page 2

U.S. PATENT DOCUMENTS			
6,883,463	B2 *	4/2005	Link 119/474
6,997,138	B1 *	2/2006	Simpson 119/499
7,293,530	B2 *	11/2007	Italiano 119/498
7,308,868	B1 *	12/2007	Borg 119/452

* cited by examiner

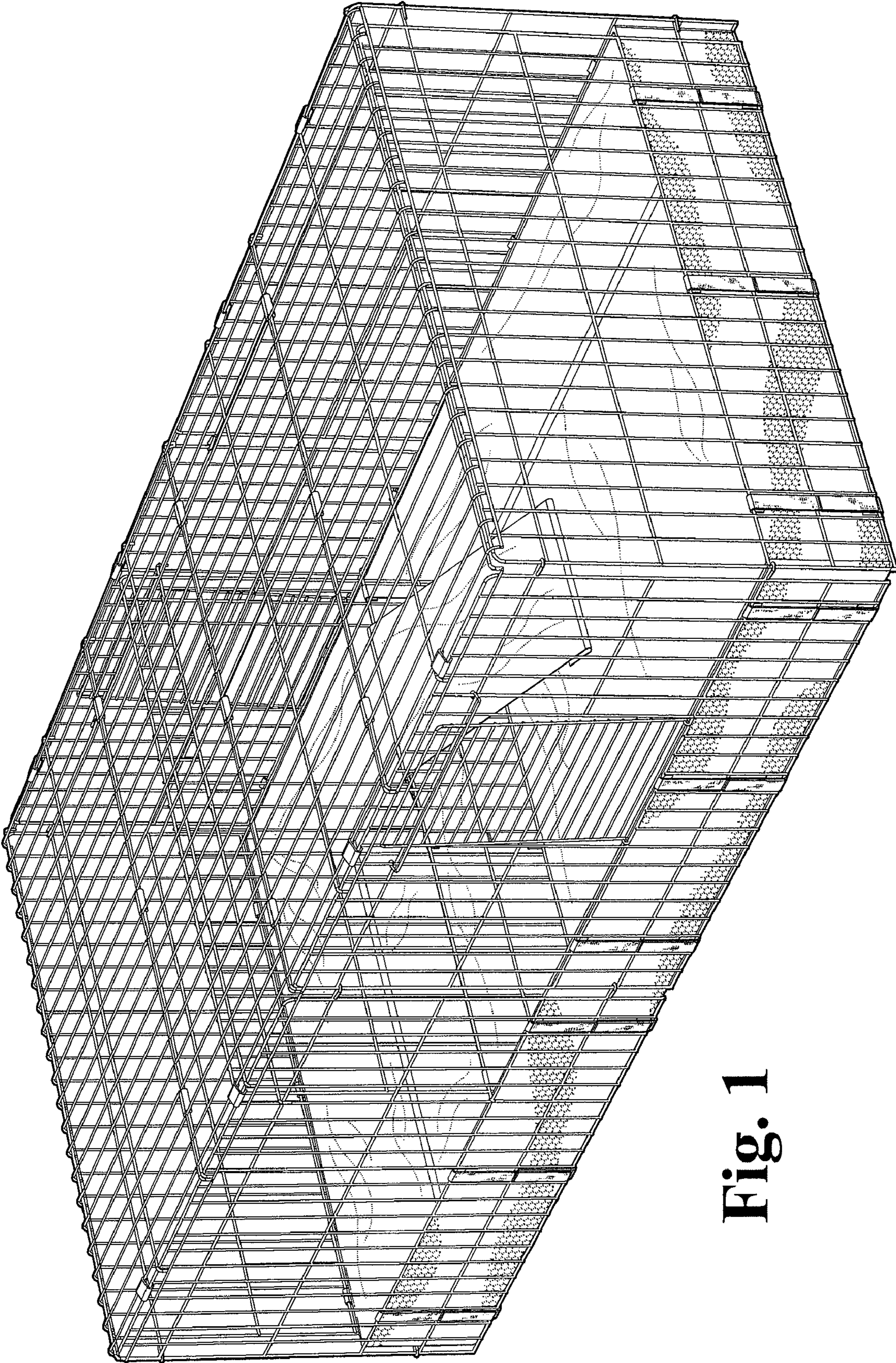


Fig. 1

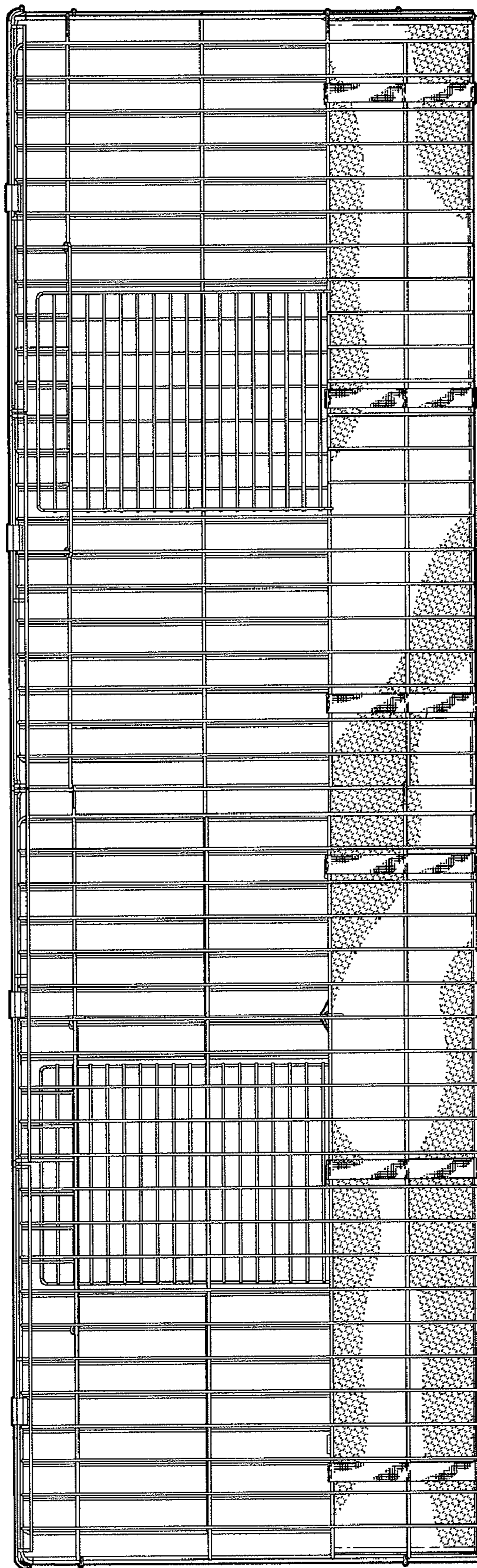


Fig. 2




Fig. 3




Fig. 4

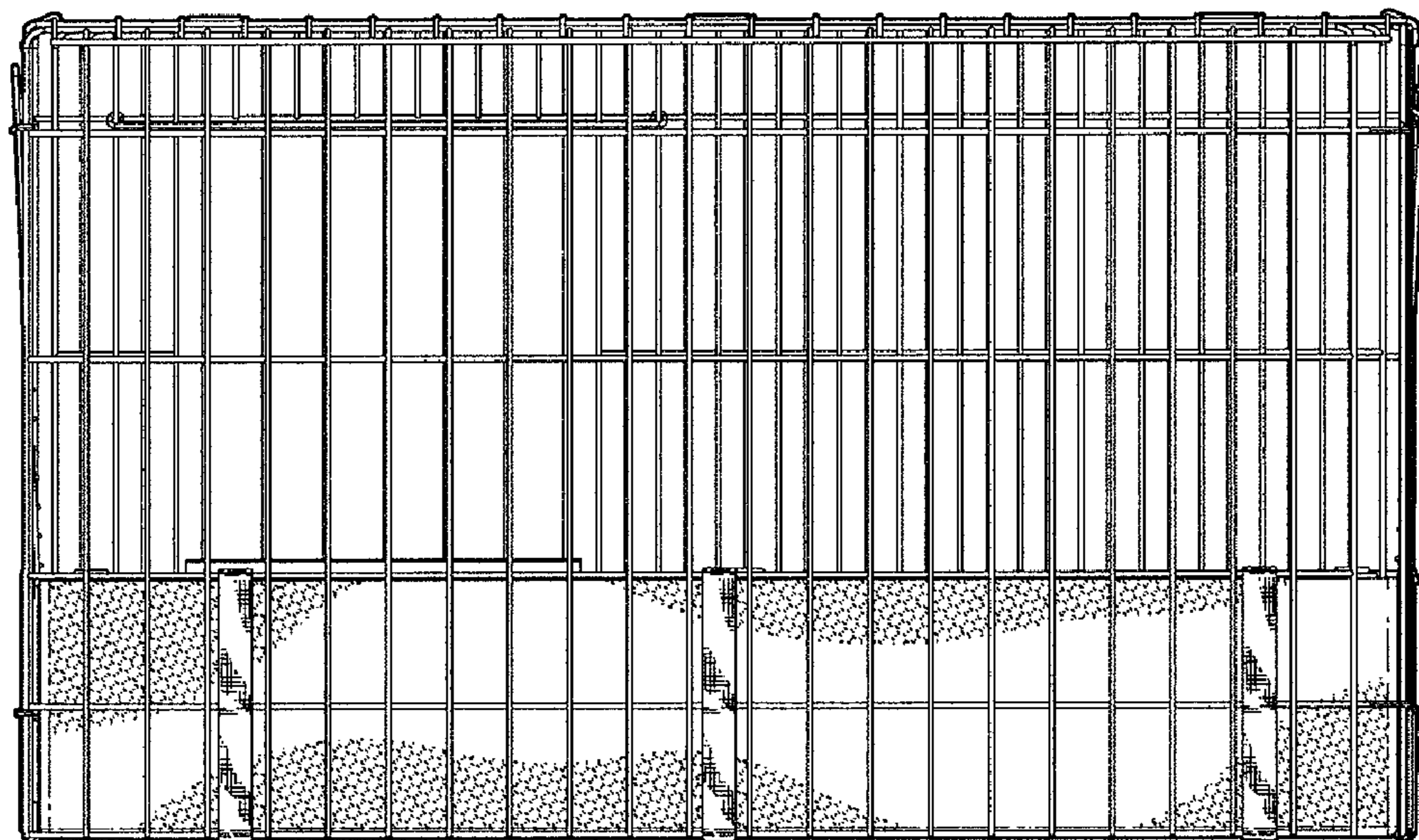


Fig. 5

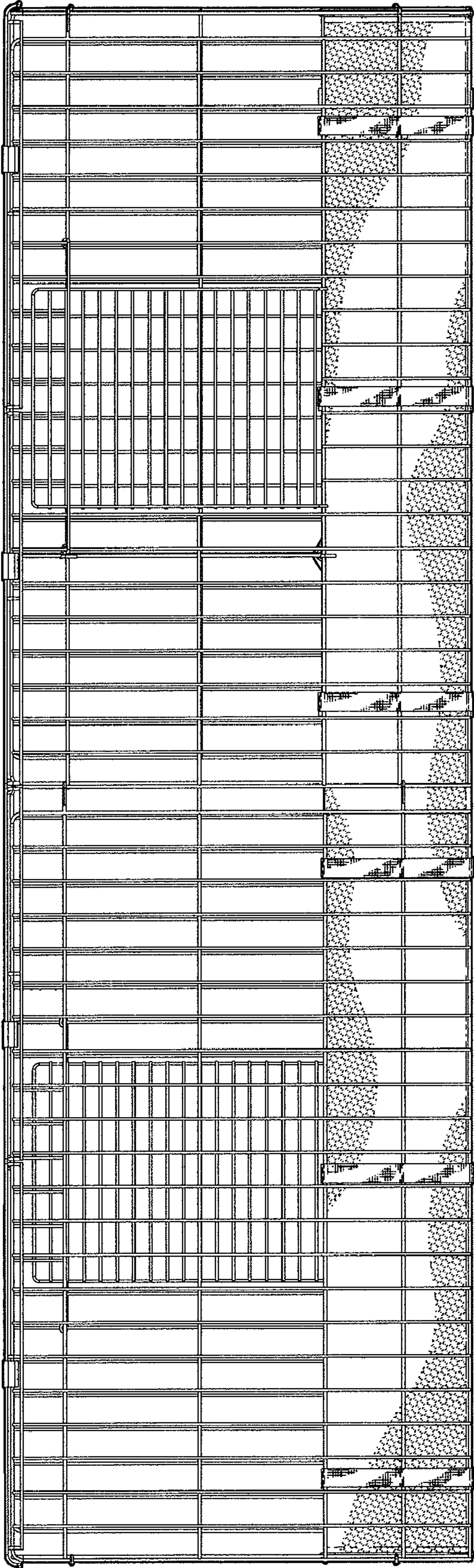


Fig. 6




Fig. 7