



US00D613906S

(12) **United States Design Patent**
Moyer

(10) **Patent No.:** **US D613,906 S**

(45) **Date of Patent:** **** Apr. 13, 2010**

(54) **APPLICATOR**

D572,407 S * 7/2008 Cook et al. D28/7
D587,844 S * 3/2009 Slavin et al. D28/7

(76) Inventor: **Lynda Lee Moyer**, 900 Tapadero Rd.,
Bailey, CO (US) 80421

* cited by examiner

(**) Term: **14 Years**

Primary Examiner—Janice E Seeger

Assistant Examiner—Zenia I Bennett

(21) Appl. No.: **29/311,516**

(74) *Attorney, Agent, or Firm*—Scott L. Terrell, P.C.; Scott L.
Terrell

(22) Filed: **Mar. 27, 2009**

(57) **CLAIM**

Related U.S. Application Data

The ornamental design for an applicator, as shown, and
described.

(63) Continuation-in-part of application No. 12/189,322,
filed on Aug. 11, 2008, now abandoned.

DESCRIPTION

(51) **LOC (9) Cl.** **28-02**

FIG. 1 is a top view of the applicator.

(52) **U.S. Cl.** **D28/7**

FIG. 2 is a bottom view of the applicator.

(58) **Field of Classification Search** D28/7,

FIG. 3 is a frontal view of the applicator.

D28/63, 91.2; D24/119; 15/104.94, 209.1,

FIG. 4 is a rear view of the applicator.

15/210.1; 401/136; 601/138

FIG. 5 is a left side view of the applicator.

See application file for complete search history.

FIG. 6 is a right side view of the applicator.

(56) **References Cited**

FIG. 7 is a left side view of the applicator wherein the handle
is rotated in a collapsed position.

U.S. PATENT DOCUMENTS

FIG. 8 is a top perspective view of the applicator; and,

D387,480 S * 12/1997 Esraelian D28/7

FIG. 9 is a bottom perspective view of the applicator wherein
the handle is rotated in a collapsed position.

D447,279 S * 8/2001 Altobellis et al. D28/7

The broken lines in the drawings are for illustrative purposes
only and form no part of the claimed design.

D448,114 S * 9/2001 Faust et al. D28/7

1 Claim, 3 Drawing Sheets

D449,407 S * 10/2001 Altobellis et al. D28/7

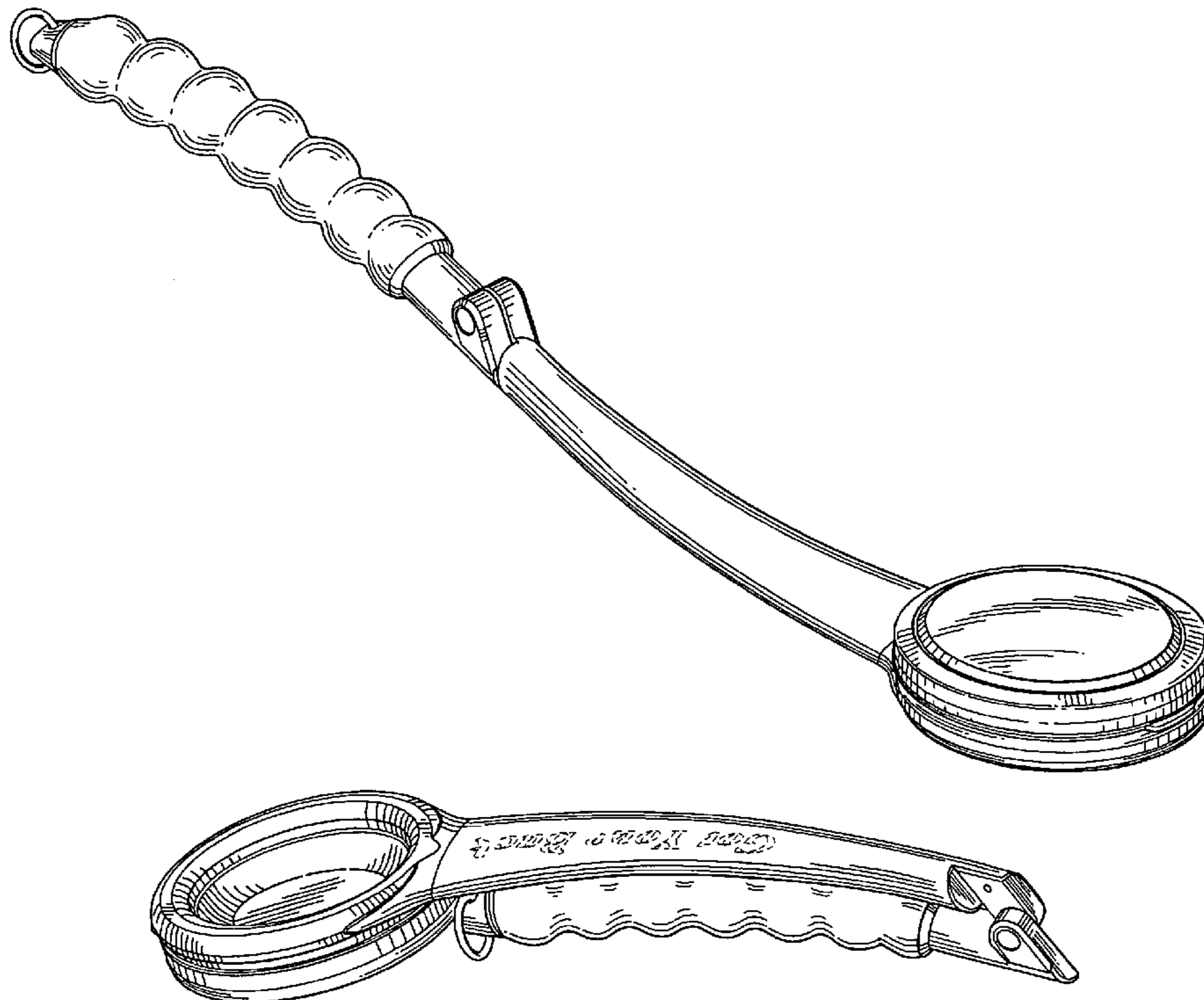
D497,450 S * 10/2004 Scofield D28/7

D498,022 S * 11/2004 Hanefeld D28/7

D503,828 S * 4/2005 Hodge D28/7

D518,597 S * 4/2006 Sommers D28/7

D552,792 S * 10/2007 Bargiel et al. D28/7



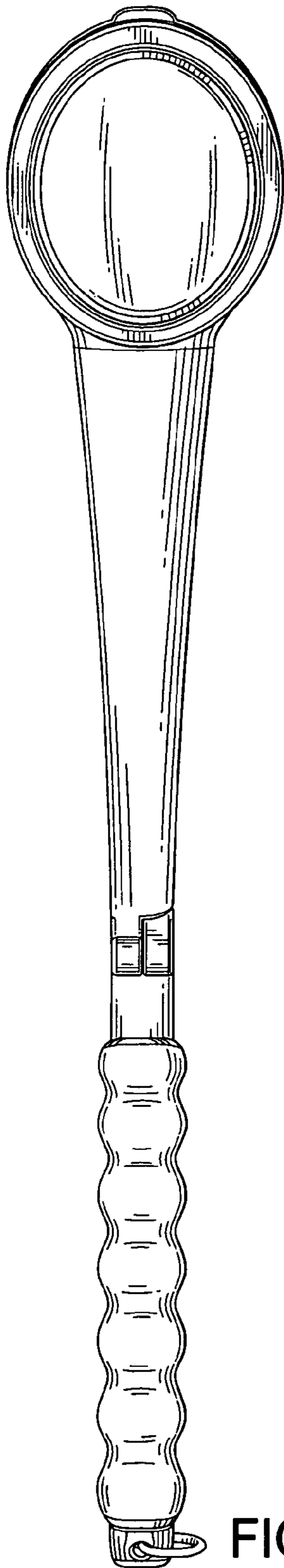


FIG.1

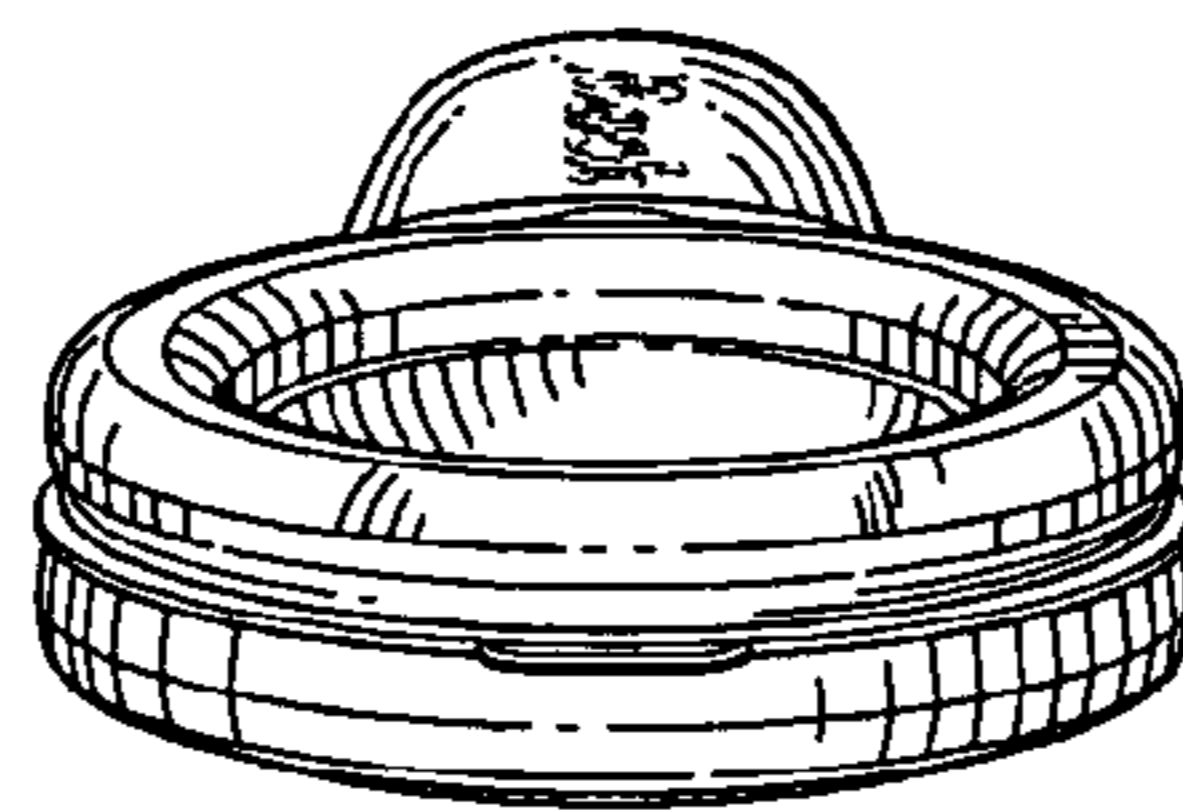


FIG.3

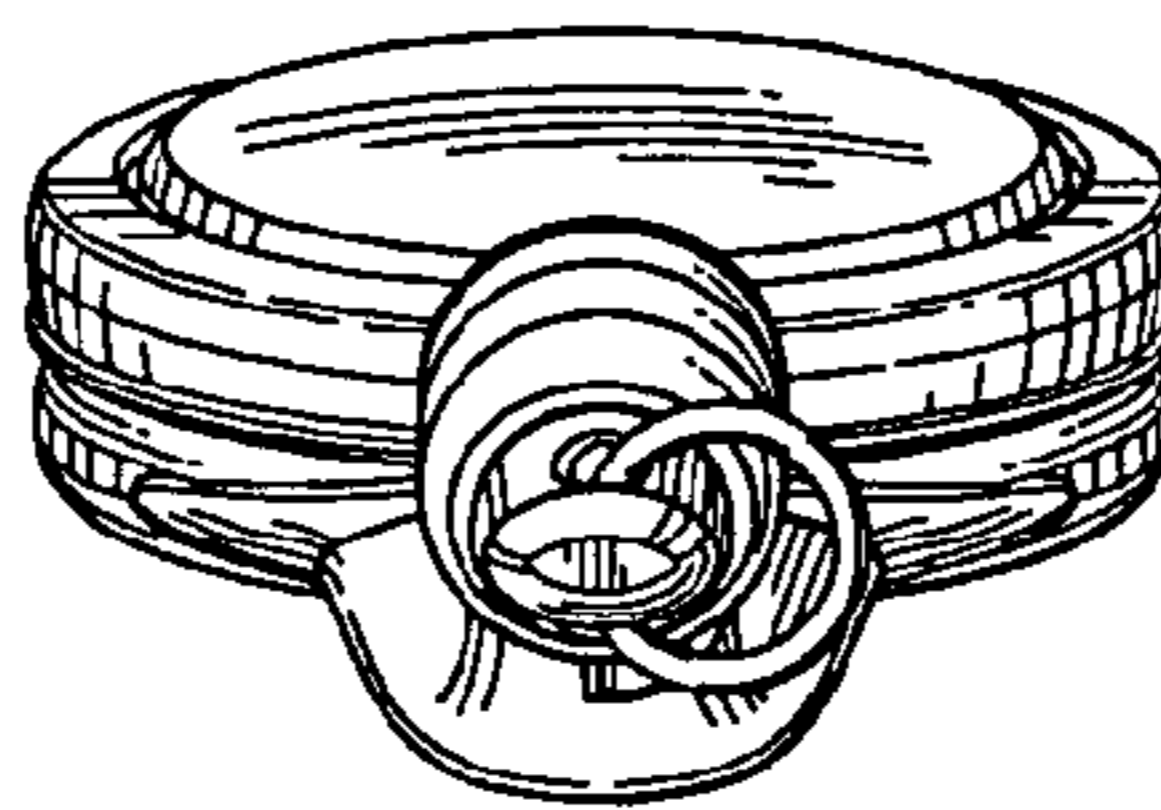


FIG.4

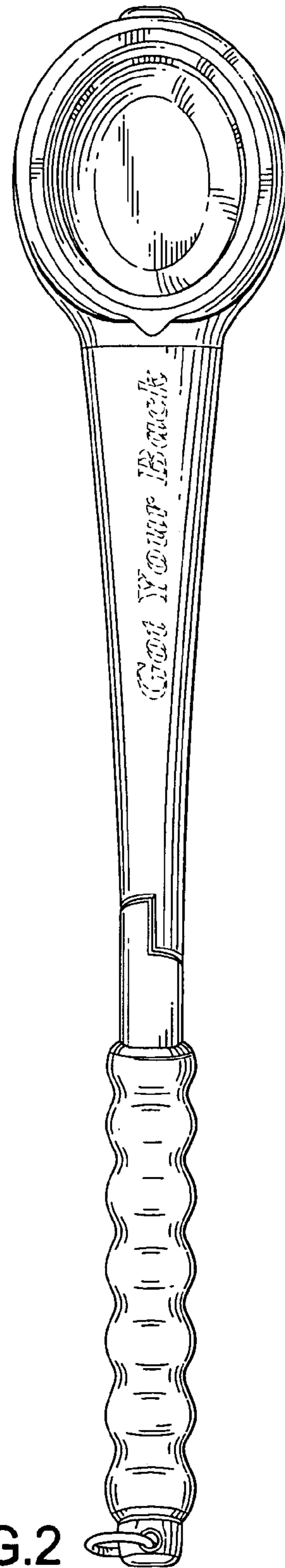


FIG.2




FIG. 5



FIG. 6

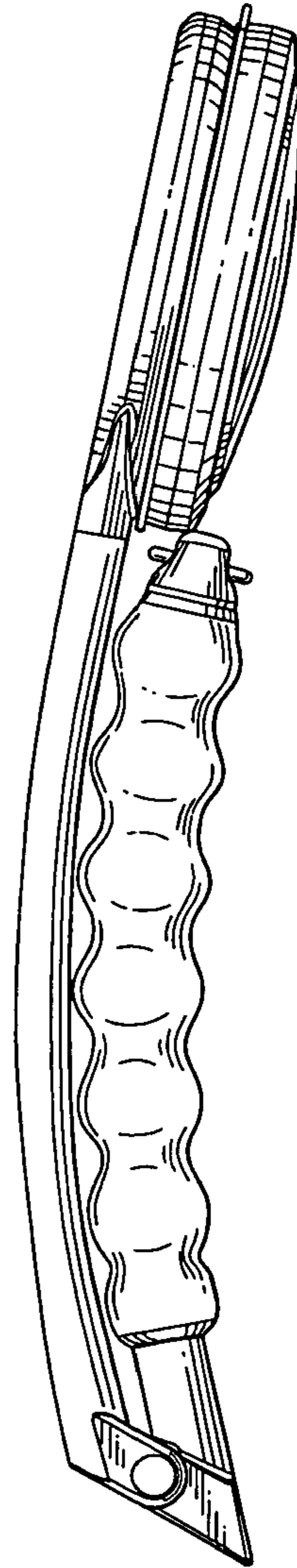


FIG. 7

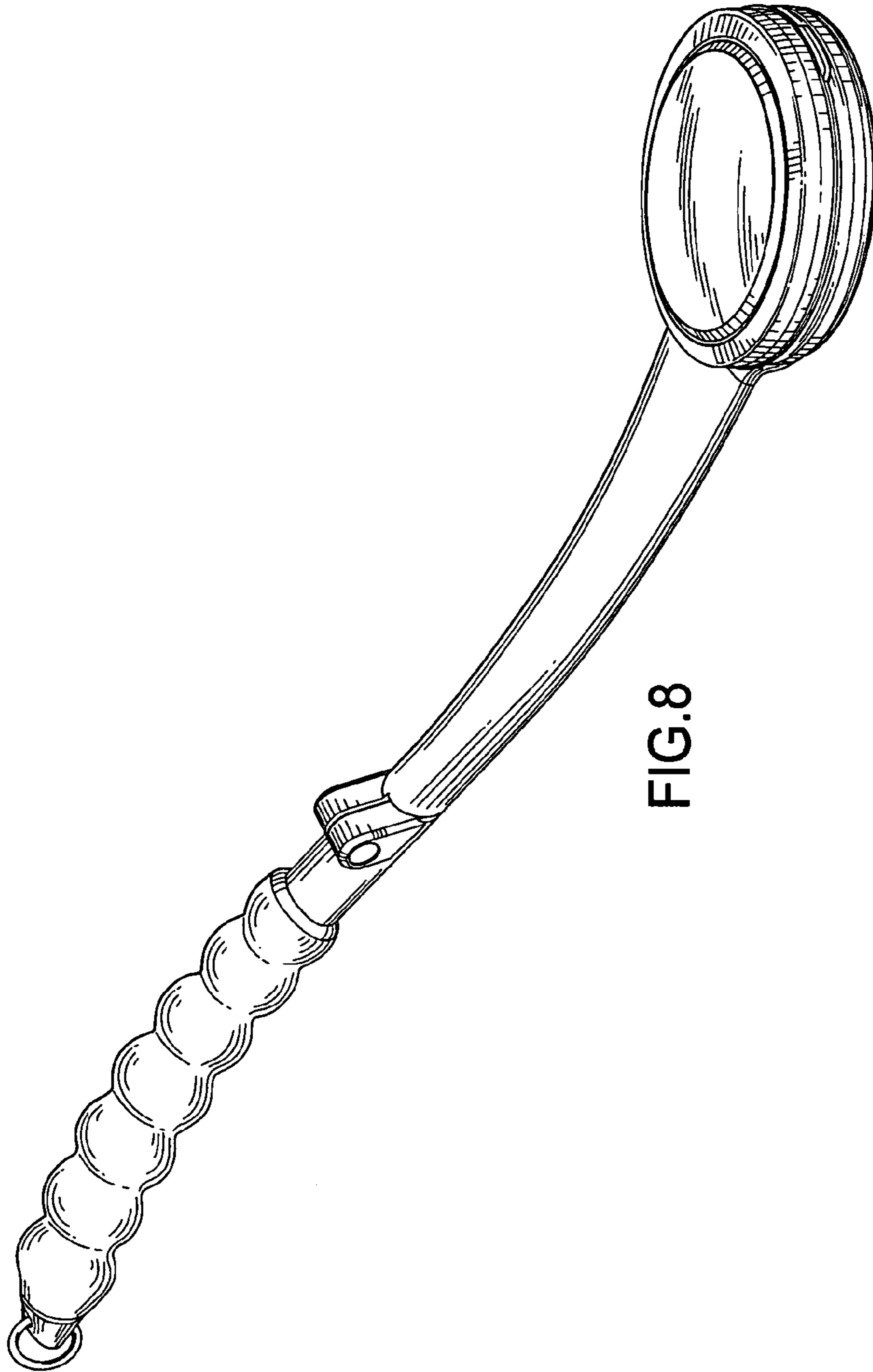


FIG. 8




FIG. 9