



US00D613904S

(12) **United States Design Patent**
Wu

(10) **Patent No.:** **US D613,904 S**
(45) **Date of Patent:** **** Apr. 13, 2010**

(54) **CHARGING ELECTRONIC CIGARETTE CASE**

(76) Inventor: **Jianyong Wu**, Shenzhen Jieshibao Technology Co., Ltd., Xianyuxing Industrial Park, Block 6, Gonghe Community, Shajing Rd., Baoan District, Shenzhen City, Guangdong Province (CN)

(**) Term: **14 Years**

(21) Appl. No.: **29/342,043**

(22) Filed: **Aug. 18, 2009**

(51) **LOC (9) Cl.** **27-02**

(52) **U.S. Cl.** **D27/189**

(58) **Field of Classification Search** D27/172,
D27/183, 186, 187, 189, 191; 131/329, 270-273;
D13/107

See application file for complete search history.

(56) **References Cited**

U.S. PATENT DOCUMENTS

D114,760 S *	5/1939	Johnson	D27/189
D120,559 S *	5/1940	Vending	D27/189
D132,126 S *	4/1942	Guild	D27/191
D144,278 S *	3/1946	Wohl	D27/189

D356,183 S *	3/1995	Conti	D27/189
D398,716 S *	9/1998	Schoen	D27/189
D448,888 S *	10/2001	Focke et al.	D27/189
D454,410 S *	3/2002	Draghetti	D27/189
D472,013 S *	3/2003	Conti et al.	D27/189
D479,357 S *	9/2003	Focke et al.	D27/189
D487,532 S *	3/2004	Draghetti et al.	D27/189
D606,243 S *	12/2009	Steinkamp	D27/189

* cited by examiner

Primary Examiner—Dominic Simone

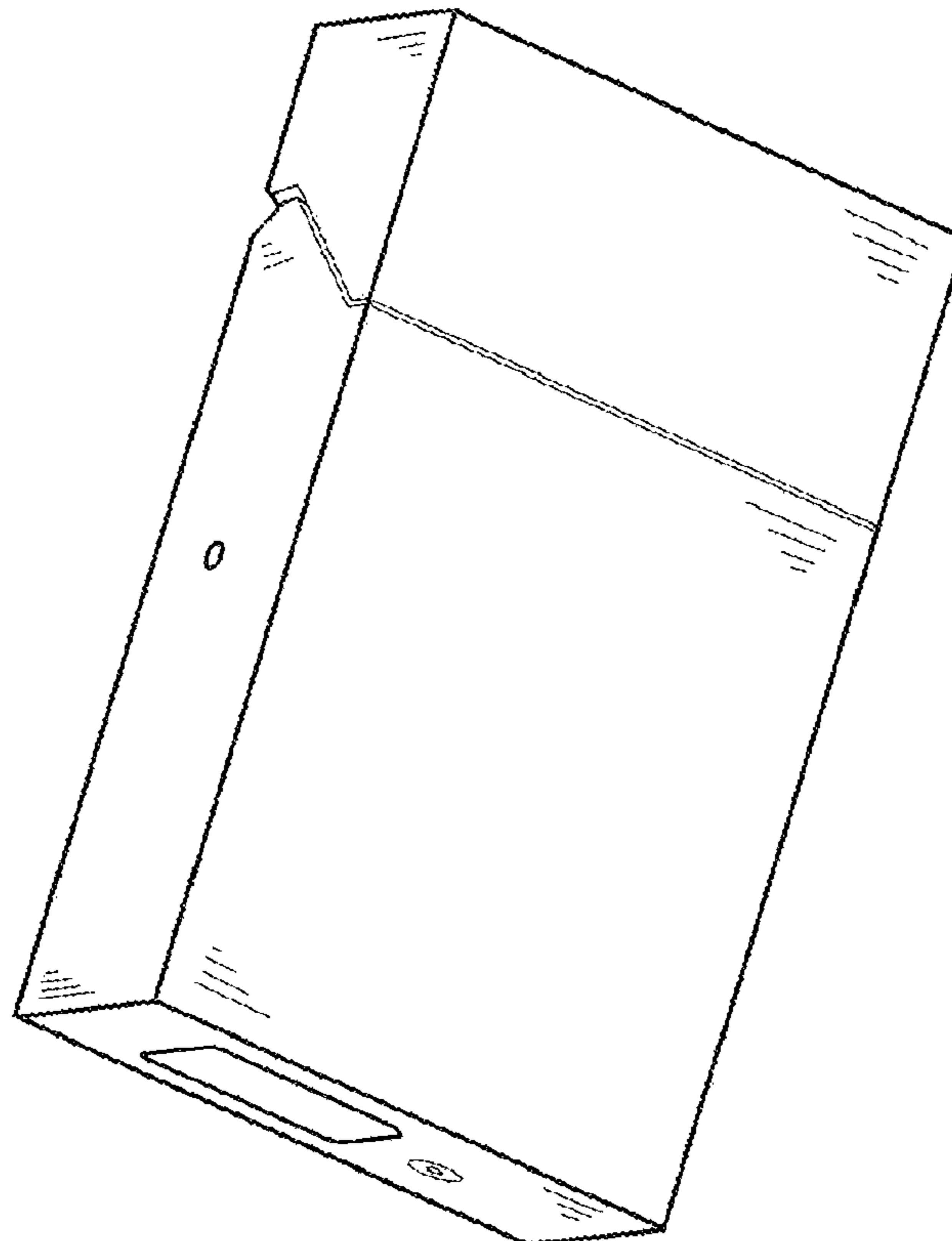
(57) **CLAIM**

The ornamental design for a charging electronic cigarette case, as shown.

DESCRIPTION

FIG. 1 is a front elevational view of a charging electronic cigarette case showing my new design;
FIG. 2 is a rear elevational view thereof;
FIG. 3 is a left side view thereof;
FIG. 4 is a right side view thereof;
FIG. 5 is a top plan view thereof;
FIG. 6 is a bottom plan view thereof; and,
FIG. 7 is a perspective view thereof.

1 Claim, 2 Drawing Sheets






FIG. 1




FIG. 2




FIG. 3




FIG. 4



FIG. 5

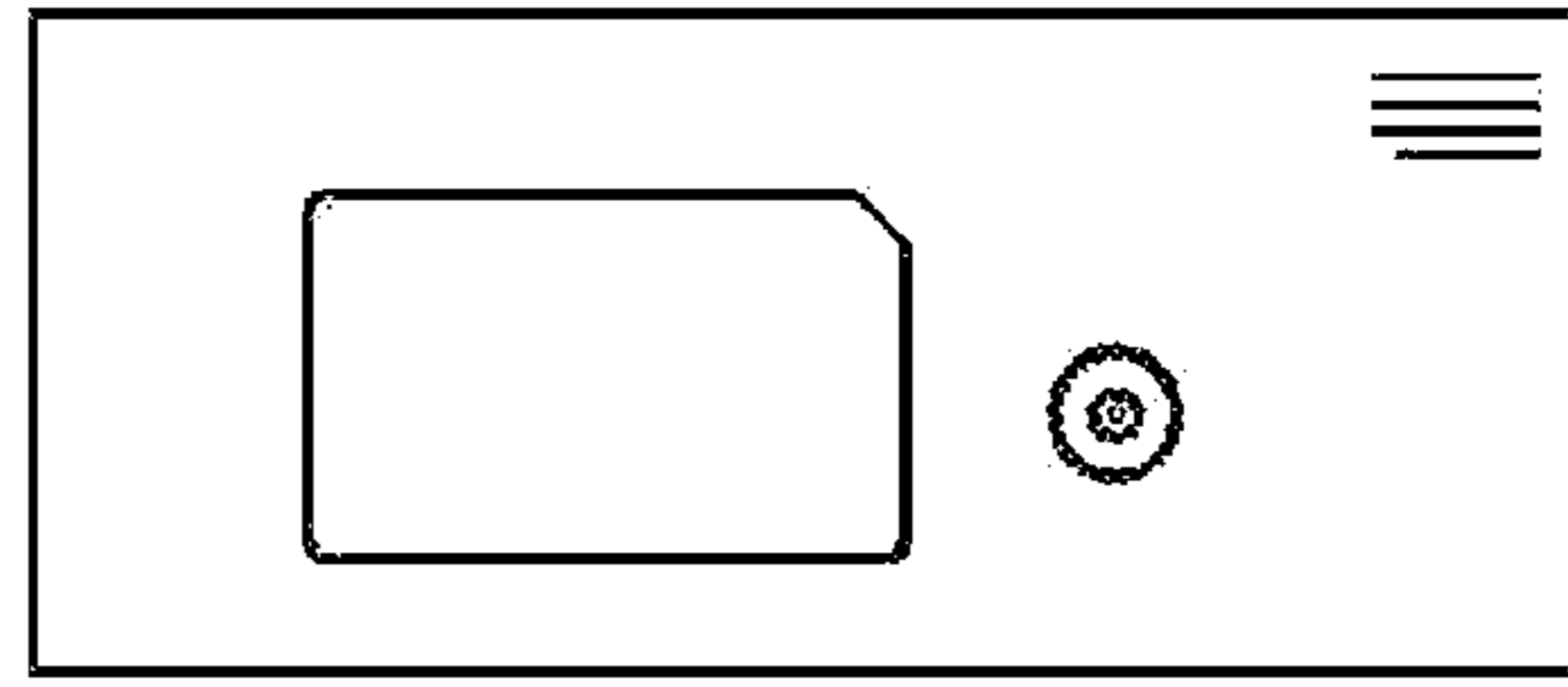


FIG. 6

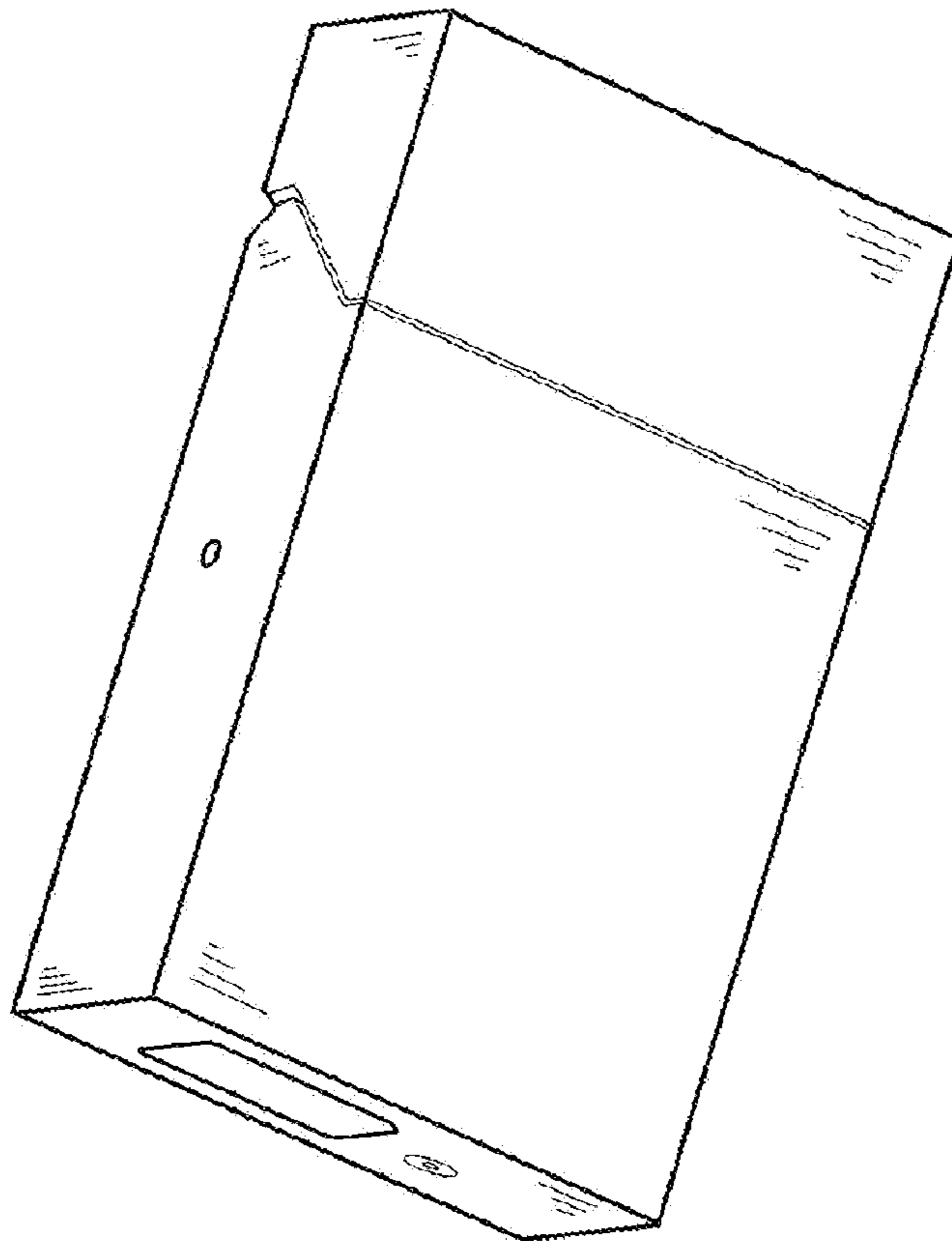


FIG. 7