



US00D613894S

(12) **United States Design Patent**
Kim

(10) **Patent No.:** **US D613,894 S**

(45) **Date of Patent:** **** Apr. 13, 2010**

(54) **STREET LAMP**

(75) Inventor: **Duk-Yong Kim**, Youngin-si (KR)

(73) Assignee: **KMW Inc.**, Hwasung-si, Gyeonggi-do (KR)

(**) Term: **14 Years**

(21) Appl. No.: **29/340,709**

(22) Filed: **Jul. 23, 2009**

(30) **Foreign Application Priority Data**

Mar. 9, 2009 (KR) 30-2009-0010011

(51) **LOC (9) Cl.** **26-99**

(52) **U.S. Cl.** **D26/67; D10/114**

(58) **Field of Classification Search** D10/109, D10/111, 114, 104; D26/29-31, 70, 71, D26/72, 85, 73, 67, 125; D11/137; D21/650; 362/544, 459, 466, 183, 431, 428, 294, 584; 280/87.042, 601, 79.11; 340/321, 584; 52/848, 52/838; 315/159; 405/232; 335/202; 307/157
See application file for complete search history.

(56) **References Cited**

U.S. PATENT DOCUMENTS

3,225,224	A *	12/1965	Rydbeck	307/157
3,270,480	A *	9/1966	Beecker	52/848
3,671,738	A *	6/1972	Beachley	362/431
3,784,808	A *	1/1974	Mori	362/294
5,171,088	A *	12/1992	Tellier et al.	362/428
D470,964	S *	2/2003	Eiffert	D26/67
D496,120	S *	9/2004	Cooper et al.	D26/71
D505,228	S *	5/2005	Weiser et al.	D30/125
2002/0172050	A1 *	11/2002	Marinacci	362/431
2003/0233806	A1 *	12/2003	Kuebler et al.	52/726.4
2004/0006947	A1 *	1/2004	Ashton	52/736.1

2005/0242908	A1 *	11/2005	Shepstone et al.	335/202
2007/0110521	A1 *	5/2007	Nimens	405/232
2009/0033504	A1 *	2/2009	Tsai et al.	340/584
2009/0080182	A1 *	3/2009	Huang	362/183
2009/0267525	A1 *	10/2009	Zheng et al.	315/159
2009/0273922	A1 *	11/2009	Ho et al.	362/183

* cited by examiner

Primary Examiner—Caron Veynar

Assistant Examiner—George D Kirschbaum

(74) *Attorney, Agent, or Firm*—Leydig, Voit & Mayer, Ltd.

(57) **CLAIM**

The ornamental design for a street lamp, as shown and described.

DESCRIPTION

FIG. 1 is a perspective view of a street lamp of the present invention.

FIG. 2 is a front view of the street lamp of FIG. 1.

FIG. 3 is a rear view of the street lamp of FIG. 1.

FIG. 4 is a left side view of the street lamp of FIG. 1.

FIG. 5 is a right side view of the street lamp of FIG. 1.

FIG. 6 is a top view of the street lamp of FIG. 1.

FIG. 7 is a bottom view of the street lamp of FIG. 1.

FIG. 8 is a reference bottom view of the street lamp of FIG. 1 in use.

FIG. 9 is a reference perspective view of the street lamp of FIG. 1 in use; and,

FIG. 10 is a reference front view of the street lamp of FIG. 1 in use.

The features shown in broken lines depict environmental subject matter only and form no part of the claimed design.

1 Claim, 6 Drawing Sheets

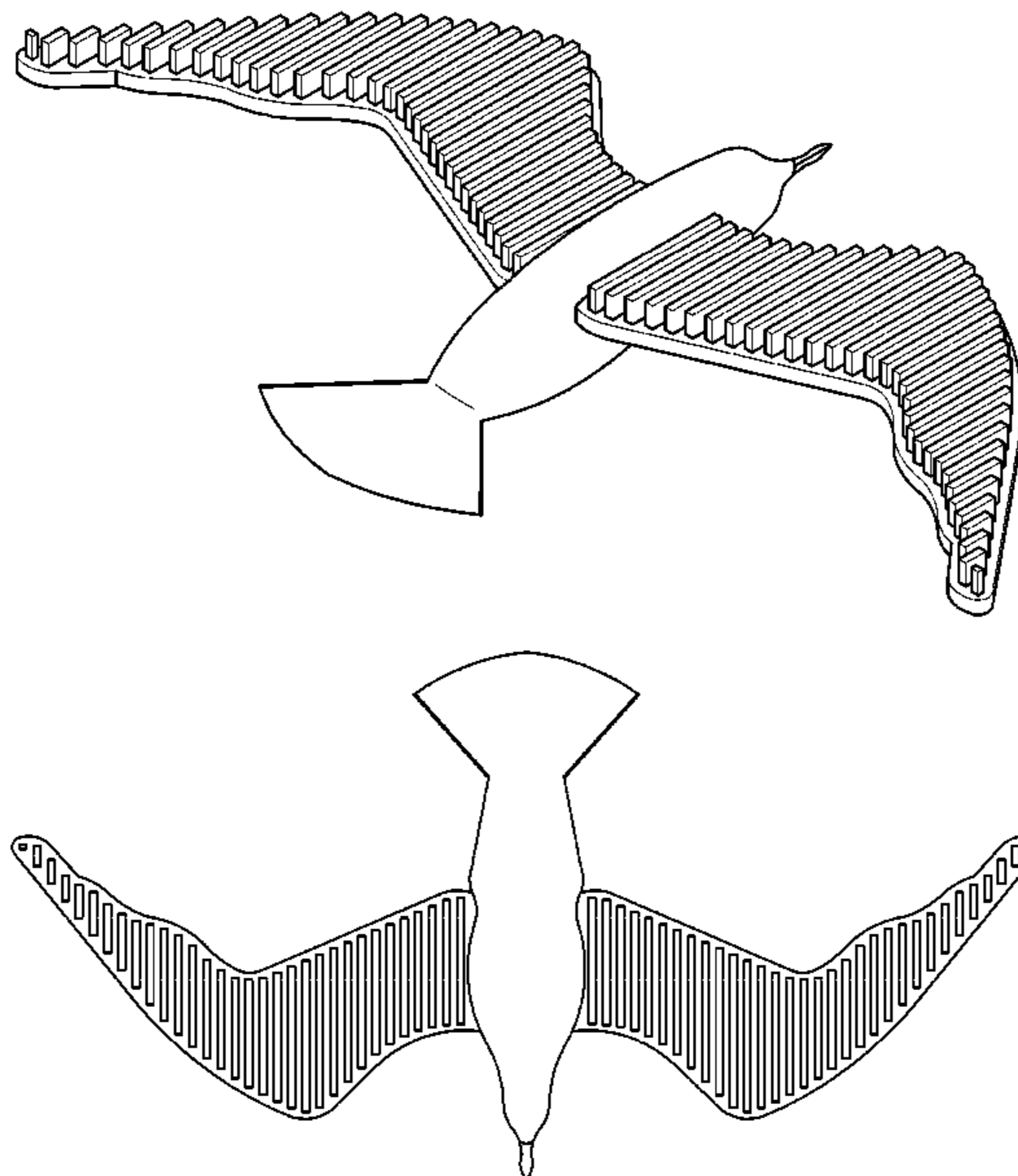


Fig. 1

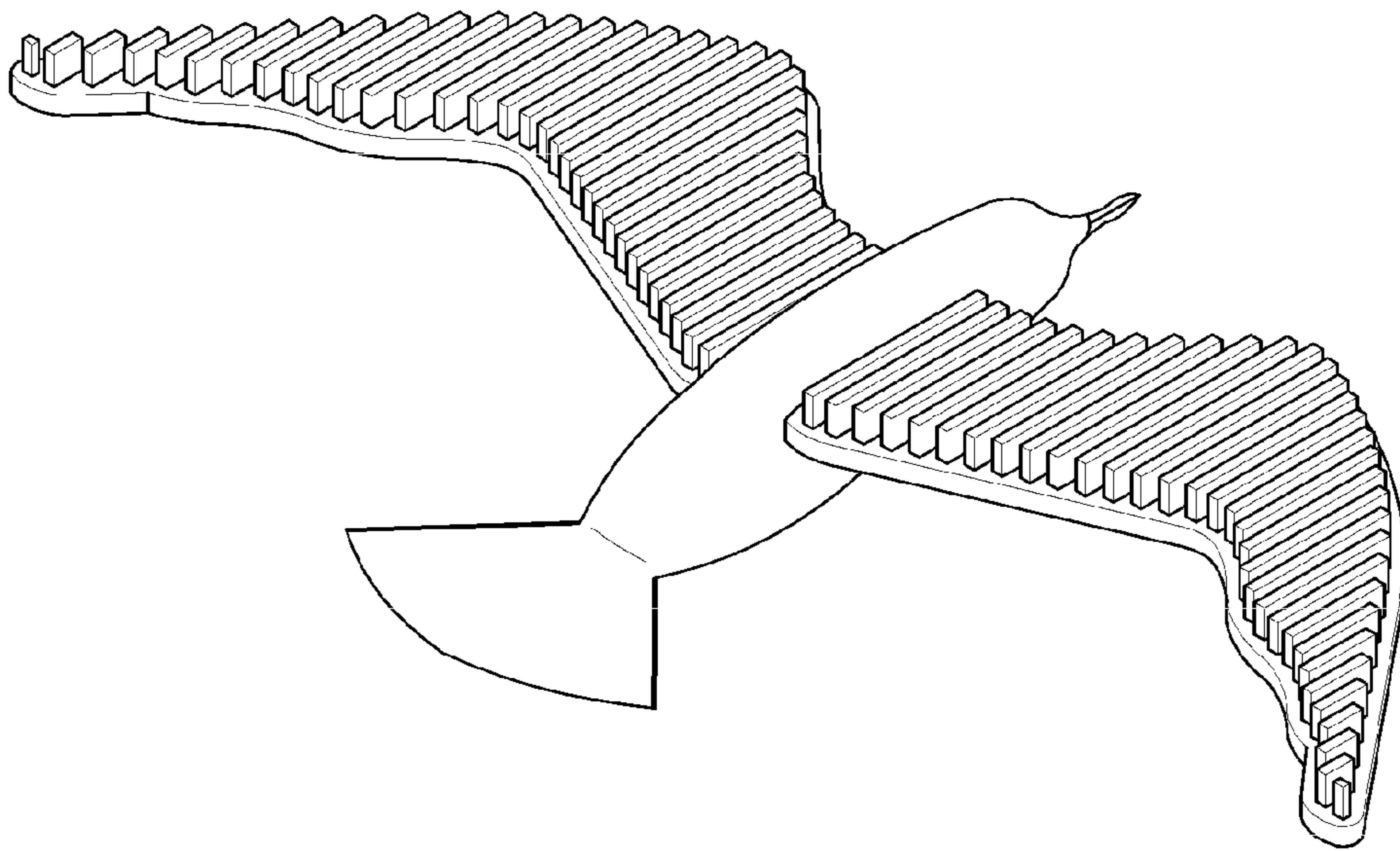


Fig. 2

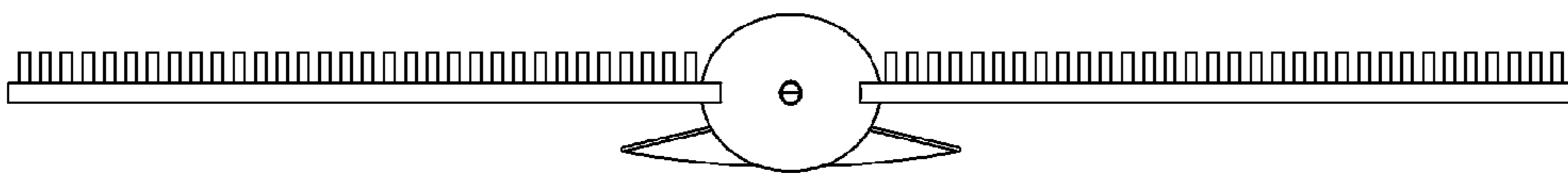


Fig. 3



Fig. 4

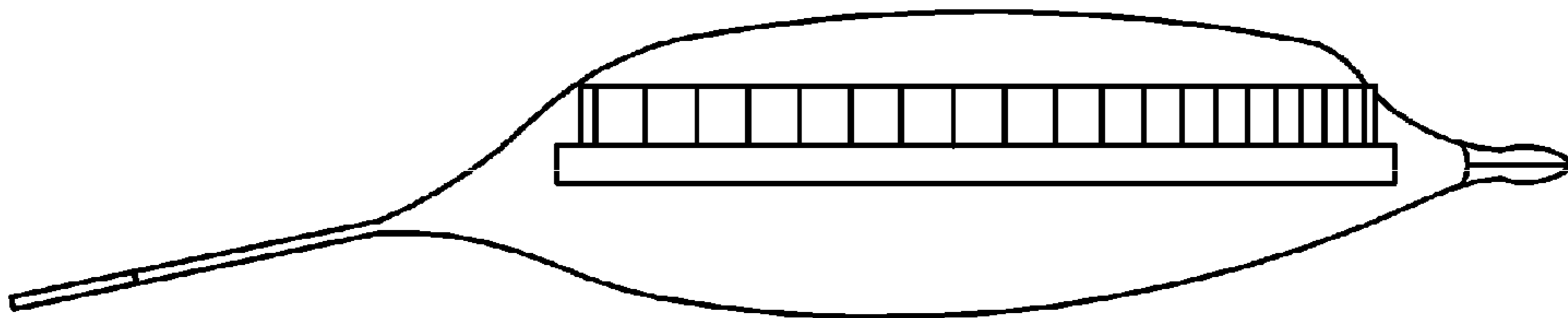


Fig. 5

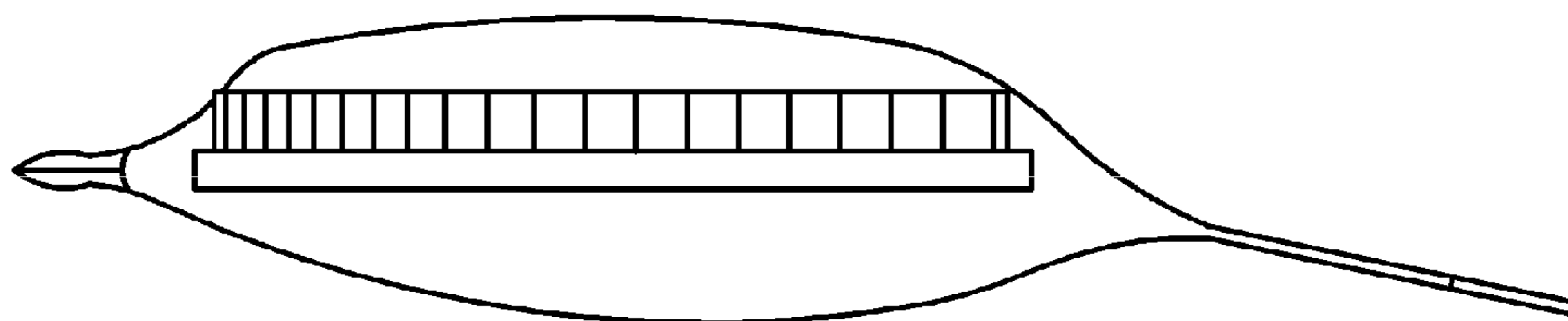


Fig. 6

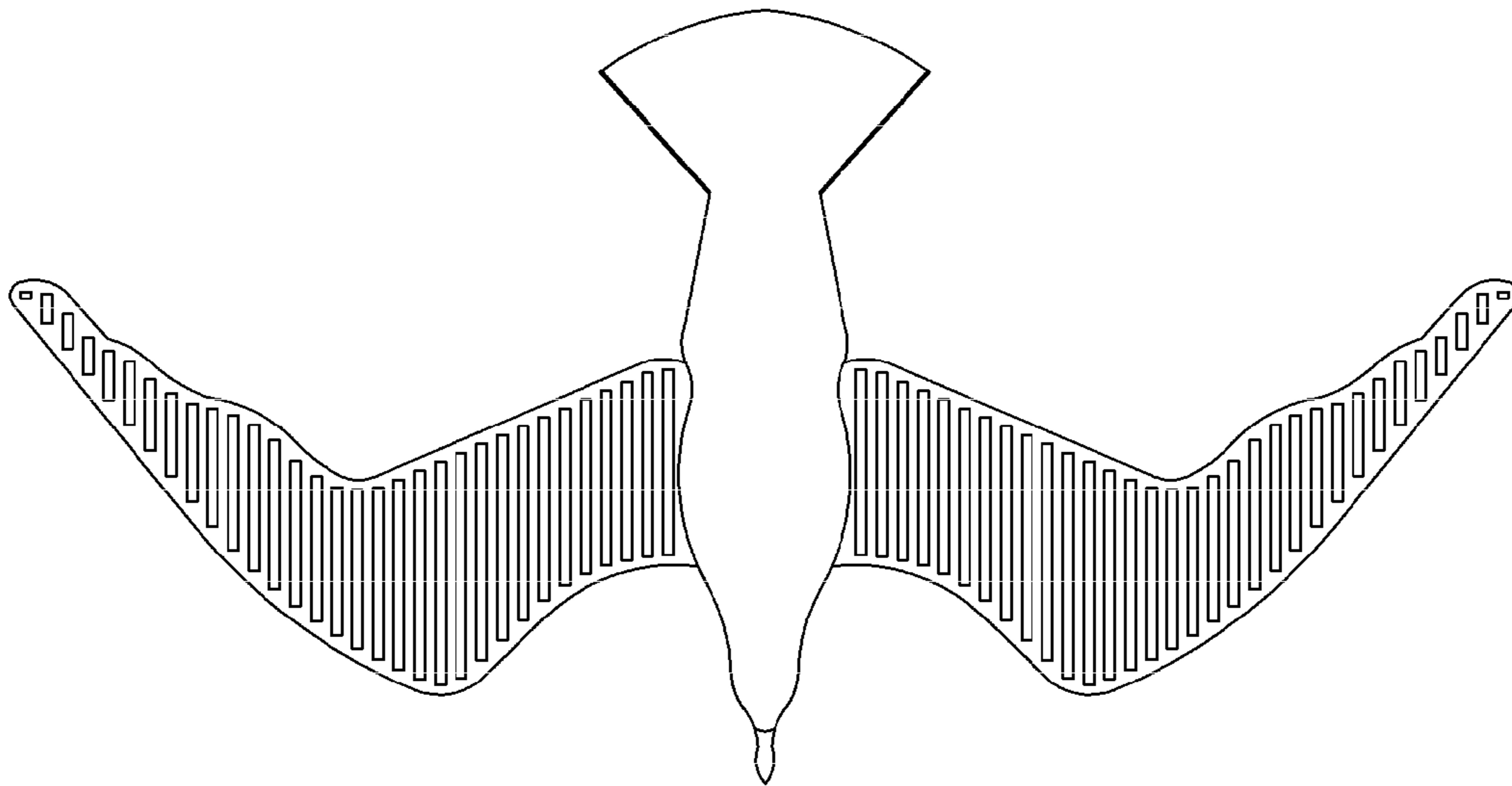
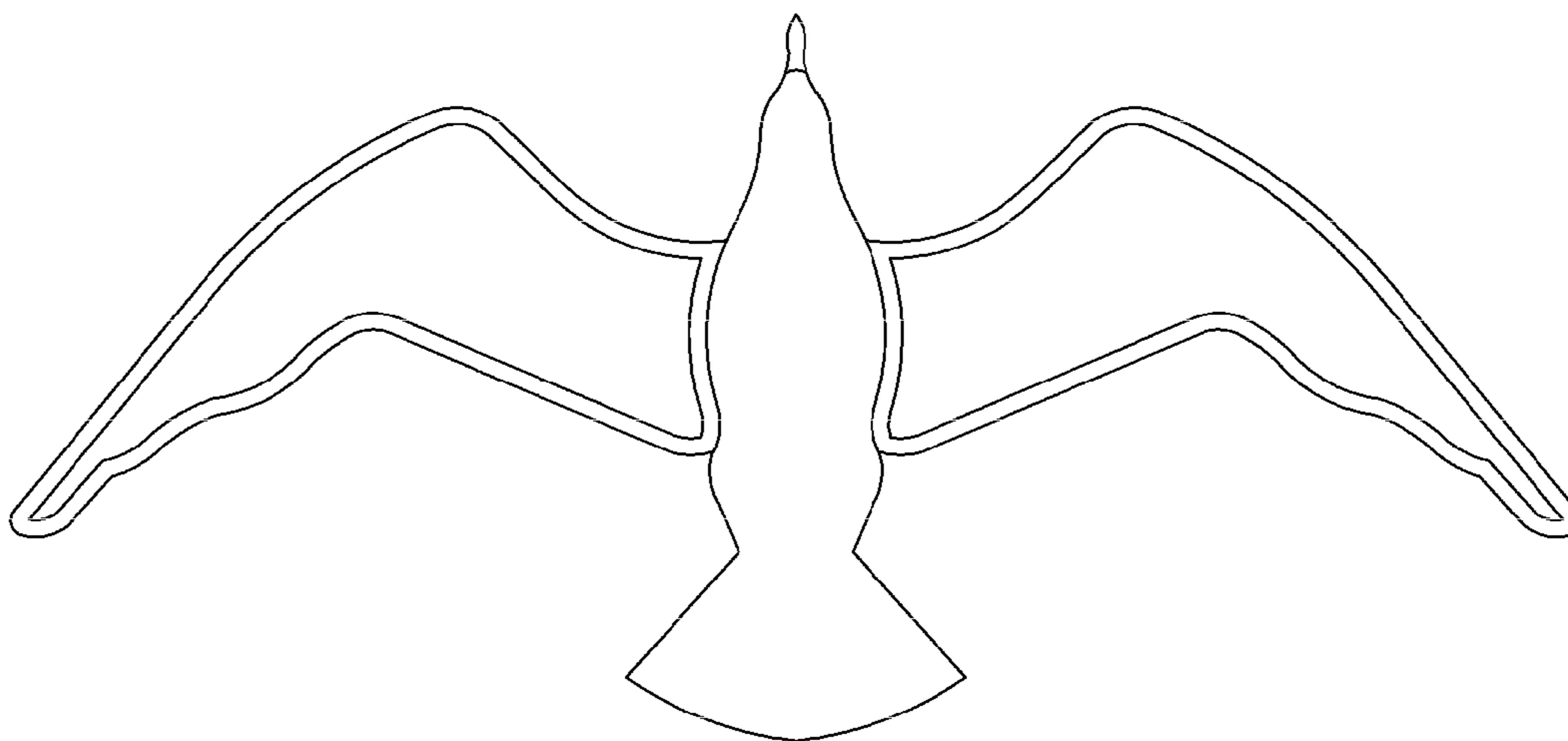


Fig. 7



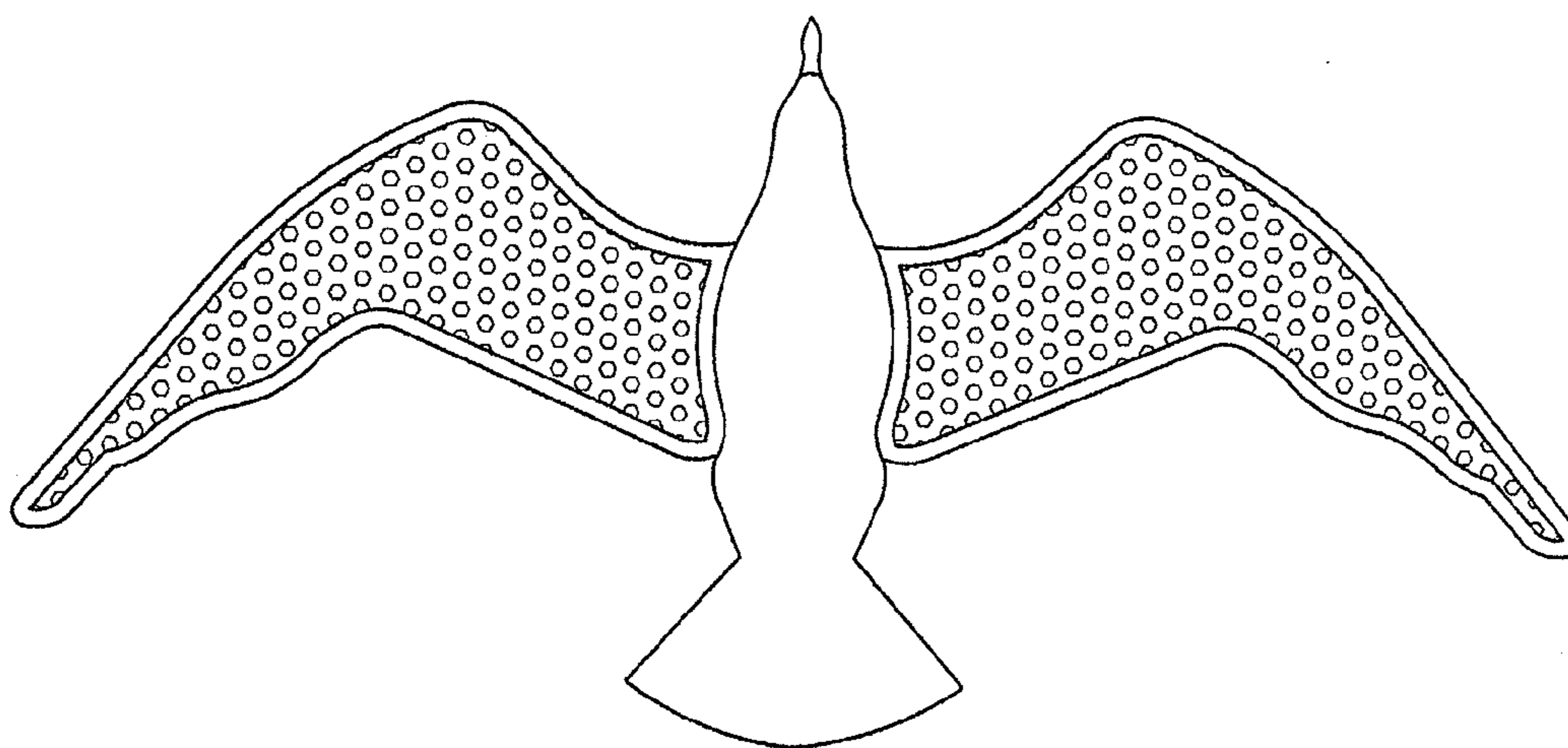


Fig. 8

Fig. 9




Fig. 10

