



US00D613880S

(12) **United States Design Patent**  
**Mugge et al.**

(10) **Patent No.:** **US D613,880 S**

(45) **Date of Patent:** **\*\* Apr. 13, 2010**

(54) **MOLD SURFACE OF A CONCRETE BLOCK**

1,574,123 A	2/1926	Sharpe
1,574,125 A	2/1926	Sharpe
1,596,165 A	8/1926	Evans
1,693,852 A	12/1928	McQuain
1,751,272 A	3/1930	Forman

(75) Inventors: **Jimmie L. Mugge**, Inver Grove Heights, MN (US); **Jay J. Johnson**, Star Prairie, WI (US)

(73) Assignee: **Anchor Wall Systems, Inc.**, Minnetonka, MN (US)

(Continued)

(\*\*) Term: **14 Years**

**FOREIGN PATENT DOCUMENTS**

(21) Appl. No.: **29/315,591**

DE 196 34 499 A1 3/1998

(22) Filed: **Jul. 6, 2009**

(Continued)

**Related U.S. Application Data**

**OTHER PUBLICATIONS**

(62) Division of application No. 29/313,100, filed on Dec. 5, 2008, now Pat. No. Des. 598,137, which is a division of application No. 29/286,614, filed on May 14, 2007, now Pat. No. Des. 585,567.

“Slab Molds, Dream Molds,” *KOBRA Formen GmbH*, 2 pages (Date Unknown).

(Continued)

(51) **LOC (9) Cl.** ..... **25-01**

*Primary Examiner*—T. Chase Nelson

(52) **U.S. Cl.** ..... **D25/113**

*Assistant Examiner*—Anhdao Doan

(58) **Field of Classification Search** ..... D25/102, D25/112–118, 119, 164; D21/484–491, D21/499–502; 405/16, 17, 33, 35, 284, 286; 52/503–505, 574, 575, 596–605, 609–612; 404/29–31

(74) *Attorney, Agent, or Firm*—Merchant & Gould P.C.

See application file for complete search history.

(57)

**CLAIM**

The ornamental design for a mold surface of a concrete block, as shown and described.

(56) **References Cited**

**DESCRIPTION**

**U.S. PATENT DOCUMENTS**

415,773 A	11/1889	Fiske	
D20,287 S *	11/1890	Lewis	D25/113
D21,522 S *	5/1892	Lewis	D25/113
799,754 A	9/1905	Petrie	
803,014 A	10/1905	McIlravy	
813,901 A	2/1906	Leming et al.	
819,055 A	5/1906	Fisher	
824,235 A	6/1906	Damon	
838,278 A	12/1906	Schwartz	
1,086,975 A	2/1914	Aaronson	
1,166,312 A	12/1915	Barten	
1,564,490 A	12/1925	Parkhurst	

FIG. 1 is a perspective view of a molded surface of a concrete product, according to our new design;

FIG. 2 is a front elevational view thereof;

FIG. 3 is a right side elevational view thereof;

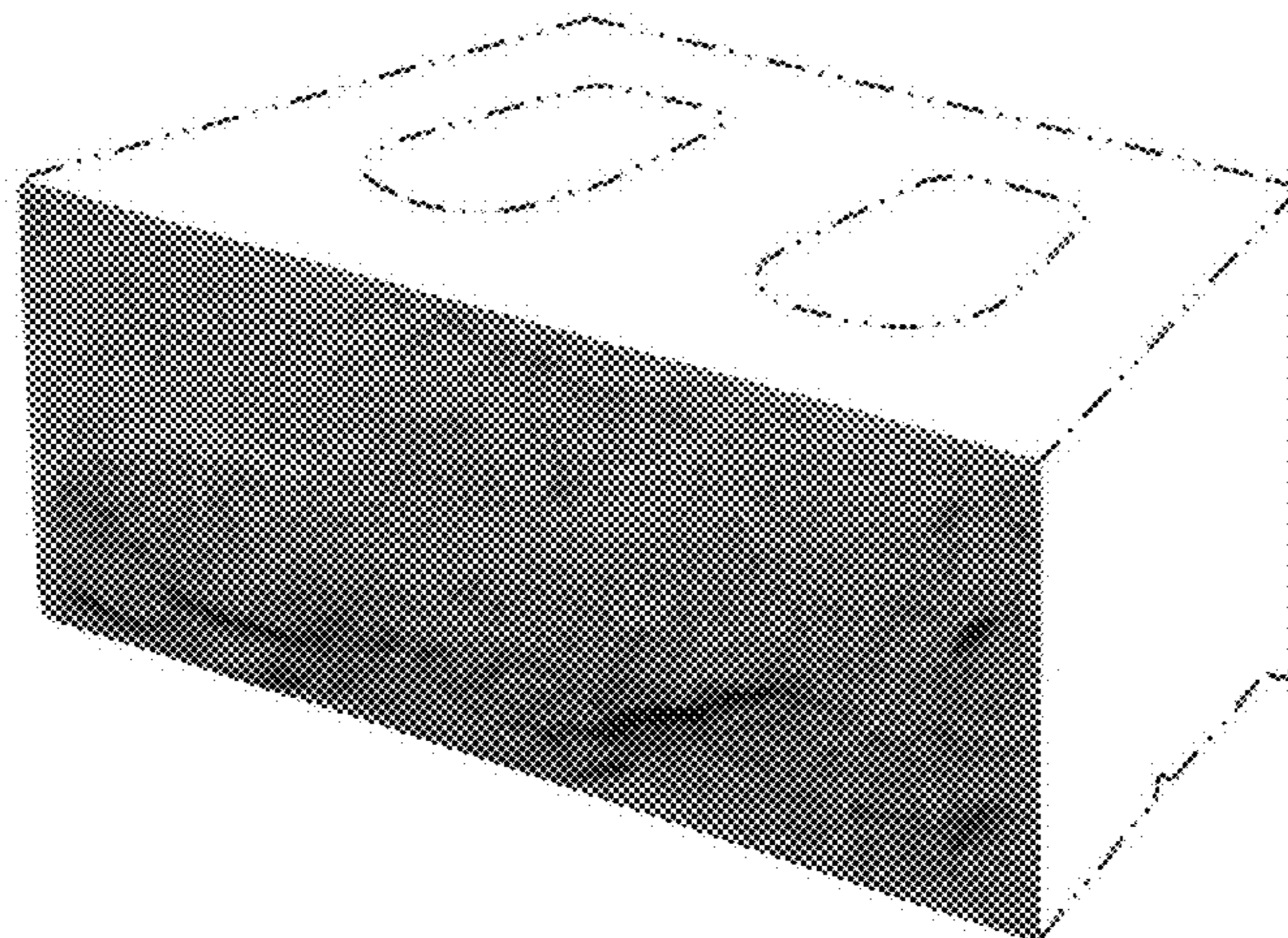
FIG. 4 is a left side elevational view thereof;

FIG. 5 is a top view thereof; and,

FIG. 6 is a bottom view thereof.

The broken lines in all views are included for the purpose of illustrating portions of the concrete product that form no part of the claimed design.

**1 Claim, 6 Drawing Sheets**



# US D613,880 S

Page 2

## U.S. PATENT DOCUMENTS

1,776,999 A 9/1930 Jensen  
 1,795,451 A 3/1931 Sharpe  
 1,982,730 A 12/1934 Erkman  
 2,038,205 A 4/1936 Case  
 2,313,363 A 3/1943 Schmitt  
 2,457,368 A 12/1948 Hanson  
 2,517,432 A 8/1950 Hornberger  
 2,570,384 A 10/1951 Russell  
 2,682,093 A 6/1954 Clanton  
 2,819,495 A 1/1958 Krausz  
 2,882,689 A 4/1959 Huch et al.  
 D190,779 S 6/1961 Stekl  
 3,013,321 A 12/1961 McElroy  
 3,204,316 A 9/1965 Jackson  
 3,277,551 A 10/1966 Sekiguchi  
 3,425,105 A 2/1969 Guide  
 3,530,553 A 9/1970 Engle et al.  
 3,555,757 A 1/1971 Volent  
 3,669,402 A 6/1972 Paulson  
 3,694,128 A 9/1972 Foxen  
 3,731,899 A 5/1973 Nuzzo  
 3,795,721 A 3/1974 Gilbert et al.  
 3,809,049 A 5/1974 Fletcher et al.  
 3,918,877 A 11/1975 Pickett  
 3,940,229 A 2/1976 Hutton  
 3,981,953 A 9/1976 Haines  
 4,050,864 A 9/1977 Komaki  
 4,063,866 A 12/1977 Lurbiecki  
 4,178,340 A 12/1979 Hyytinen  
 4,272,230 A 6/1981 Abate  
 4,335,549 A 6/1982 Dean, Jr.  
 4,738,059 A 4/1988 Dean, Jr.  
 D298,463 S 11/1988 Forsberg  
 4,784,821 A 11/1988 Leopold  
 4,802,836 A 2/1989 Whissell  
 4,869,660 A 9/1989 Ruckstuhl  
 4,902,211 A 2/1990 Svanholm  
 4,909,717 A 3/1990 Pardo  
 4,920,712 A 5/1990 Dean, Jr.  
 D317,048 S 5/1991 Forsberg  
 D317,209 S 5/1991 Forsberg  
 D319,885 S 9/1991 Blomquist et al.  
 D321,060 S 10/1991 Blomquist et al.  
 5,056,998 A 10/1991 Goossens  
 5,078,940 A 1/1992 Sayles  
 5,183,616 A 2/1993 Hedrick  
 D341,215 S 11/1993 Blomquist et al.  
 D341,218 S 11/1993 Easy  
 D350,610 S 9/1994 Rodrique  
 D350,611 S 9/1994 Scales  
 D352,789 S 11/1994 Adam  
 5,366,676 A 11/1994 Kobayashi  
 5,372,676 A 12/1994 Lowe  
 5,435,949 A 7/1995 Hwang  
 D362,511 S 9/1995 Anderson et al.  
 D363,787 S 10/1995 Powell  
 5,484,236 A 1/1996 Gravier  
 5,490,363 A 2/1996 Woolford  
 5,534,214 A 7/1996 Sakamoto et al.  
 5,598,679 A 2/1997 Orton et al.  
 D379,669 S 6/1997 Karanikas  
 D380,560 S 7/1997 Forsberg  
 D381,086 S 7/1997 Forsberg  
 5,651,912 A 7/1997 Mitsumoto et al.  
 D391,376 S 2/1998 Strand et al.  
 5,735,094 A 4/1998 Zember  
 5,735,643 A 4/1998 Castonguay et al.  
 5,744,081 A 4/1998 Tanigawa et al.  
 5,756,131 A 5/1998 Suh  
 5,816,749 A 10/1998 Bailey, II  
 5,827,015 A 10/1998 Woolford et al.

D429,004 S 8/2000 Strand et al.  
 D429,006 S 8/2000 Price et al.  
 D433,158 S 10/2000 Hammer  
 D434,508 S 11/2000 Price et al.  
 D435,304 S 12/2000 Rainey  
 D437,422 S 2/2001 Bolles et al.  
 D438,640 S 3/2001 Bolles et al.  
 D445,512 S 7/2001 Sievert  
 6,321,740 B1 11/2001 Scherer et al.  
 D458,693 S 6/2002 Sievert  
 D464,145 S 10/2002 Scherer et al.  
 D466,228 S 11/2002 Hammer  
 D466,229 S 11/2002 Risi et al.  
 D466,619 S 12/2002 Britton  
 D467,009 S 12/2002 Agee  
 D468,449 S 1/2003 Britton  
 D477,091 S 7/2003 Manthei  
 D477,419 S 7/2003 Manthei  
 D479,002 S 8/2003 Nordstrand  
 D479,003 S 8/2003 Nordstrand  
 D482,133 S 11/2003 Scherer  
 D485,371 S 1/2004 Burgess et al.  
 D486,246 S 2/2004 Manthei  
 D492,796 S 7/2004 Price  
 D500,864 S 1/2005 Klettenberg et al.  
 D506,837 S 6/2005 Scherer  
 D509,909 S 9/2005 Sorheim  
 D511,578 S 11/2005 Mugge  
 D511,846 S 11/2005 Evans  
 D513,805 S 1/2006 Scherer  
 D518,578 S 4/2006 Mugge  
 D529,195 S 9/2006 Mugge  
 D529,628 S 10/2006 Mugge et al.  
 D530,831 S 10/2006 Mugge et al.  
 D532,910 S 11/2006 Mugge  
 D538,946 S 3/2007 Mugge et al.  
 D538,947 S 3/2007 Price  
 D539,439 S 3/2007 Price  
 D540,477 S 4/2007 Price  
 D540,478 S 4/2007 Price  
 D541,950 S 5/2007 Mugge  
 D541,951 S 5/2007 Mugge et al.  
 D548,365 S 8/2007 Price  
 D550,860 S 9/2007 Price  
 D576,293 S 9/2008 Mugge et al.  
 D578,669 S 10/2008 Kaump  
 D581,548 S 11/2008 Mugge et al.  
 D584,423 S 1/2009 Mugge  
 D585,567 S 1/2009 Mugge et al.  
 D588,713 S 3/2009 Mugge  
 D588,714 S 3/2009 Mugge  
 D596,318 S 7/2009 Mugge et al.  
 D598,135 S 8/2009 Mugge  
 D598,136 S 8/2009 Mugge  
 D598,137 S 8/2009 Mugge et al.  
 2003/0126821 A1 7/2003 Scherer  
 2003/0182011 A1 9/2003 Scherer  
 2004/0218985 A1 11/2004 Klettenberg et al.

## FOREIGN PATENT DOCUMENTS

DE 100 02 390 A1 7/2001  
 GB 944066 12/1963  
 GB 2 232 114 A 12/1990  
 GB 2092493 5/2000  
 GB 2092499 5/2000  
 GB 2092500 5/2000  
 GB 2092501 5/2000  
 WO WO 03/060251 A1 7/2003

## OTHER PUBLICATIONS

“Kobra Slab Molds: Optimum Slab Production on Big Board Machines, Design and benefits,” *KOBRA*, 2 pages (Date Unknown).

# US D613,880 S

Page 3

---

Office Action in Australia (Examination Report No. 1) for corresponding AU Design Reg. 307701, dated Mar. 14, 2007.

U.S. Appl. No. 29/301,728, filed Mar. 13, 2008 for Applicant Mugge et al.

U.S. Appl. No. 29/301,729, filed Mar. 13, 2008 for Applicant for Mugge et al.

U.S. Appl. No. 29/307,427, filed Apr. 18, 2008 for Applicant Mugge et al.

U.S. Appl. No. 29/313,088, filed Dec. 4, 2008 for Applicant Mugge.

U.S. Appl. No. 29/313,100, filed Dec. 5, 2008 for Applicant Mugge et al.

\* cited by examiner




FIG. 1

FIG. 2






FIG. 3




FIG. 4




FIG. 5



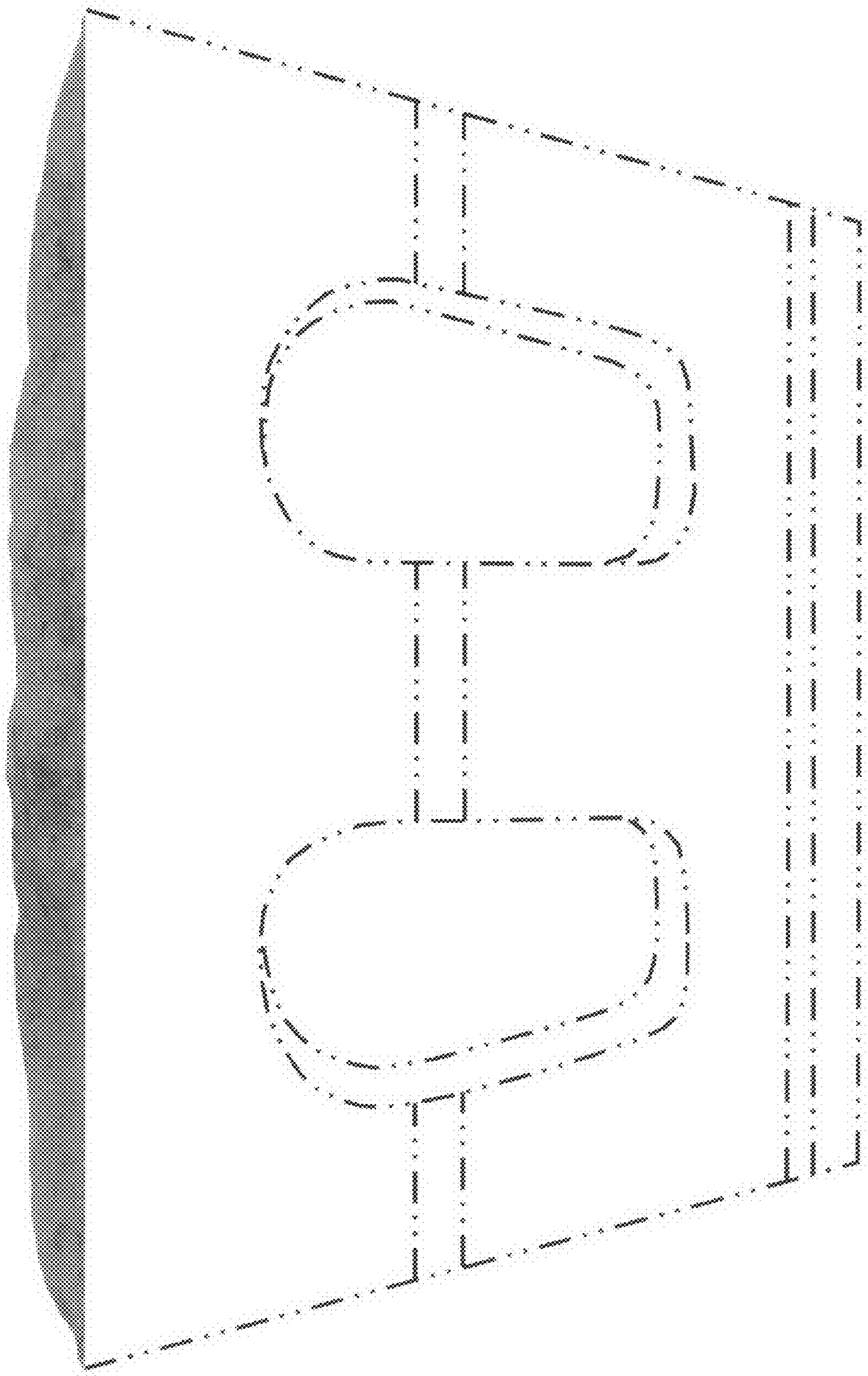


FIG. 6