



US00D613877S

(12) **United States Design Patent**
Preston

(10) **Patent No.:** **US D613,877 S**
(45) **Date of Patent:** **** Apr. 13, 2010**

(54) **BARRIER PANEL**

(76) Inventor: **John Clement Preston**, 196 Silverwater Road, Silverwater, NSW (AU) 2128

(**) Term: **14 Years**

(21) Appl. No.: **29/312,536**

(22) Filed: **Oct. 29, 2008**

(30) **Foreign Application Priority Data**

Apr. 30, 2008 (AU) 11996/2008
Apr. 30, 2008 (AU) 14083/2008
Sep. 9, 2008 (AU) 13188/2008

(51) **LOC (9) Cl.** **25-02**

(52) **U.S. Cl.** **D25/45**

(58) **Field of Classification Search** D25/45,
D25/50, 38; 256/25, 24
See application file for complete search history.

(56) **References Cited**

U.S. PATENT DOCUMENTS

3,770,245 A 11/1973 Murdock
4,111,399 A 9/1978 Hutchison, III
4,787,475 A 11/1988 Arteau et al.
4,930,752 A 6/1990 Wolper, Jr.
D356,380 S 3/1995 Reinklou
D358,896 S * 5/1995 Thompson D25/45
D373,199 S * 8/1996 Vanthournout D25/50
5,599,006 A * 2/1997 Gevaux et al. 256/25
5,779,227 A * 7/1998 Elkins et al. 256/31
6,206,347 B1 3/2001 Kelley
6,712,339 B1 * 3/2004 Smith 256/10
6,832,752 B2 * 12/2004 Cuzzocrea 256/25
6,843,616 B2 * 1/2005 Sychra 405/32
D519,646 S * 4/2006 Wilmotte D25/38
7,036,798 B1 * 5/2006 Olson 256/12.5

D543,640 S * 5/2007 Hesselmann D25/45
2005/0023513 A1 2/2005 Penning
2005/0116213 A1 * 6/2005 Dahowski et al. 256/24
2007/0063176 A1 3/2007 Chun

FOREIGN PATENT DOCUMENTS

AU 649629 4/1991
AU 199958337 1/2000
AU 2003100411 7/2003
FR 2421247 9/1962
FR 2874955 3/2006
GB 2420818 7/2006
JP 08-246425 9/1996
JP 1182051 7/1999
JP 2006226077 8/2006
WO PCT/AU2005/00395 9/2005
WO PCT/CA2006/000718 11/2006

* cited by examiner

Primary Examiner—Doris Clark

(74) *Attorney, Agent, or Firm*—Chambliss, Bahner & Stophel, P.C.

(57) **CLAIM**

The ornamental design for a barrier panel, as shown and described.

DESCRIPTION

FIG. 1 is a front view of the barrier panel of my new design.

FIG. 2 is a perspective view of the barrier panel of my new design.

FIG. 3 is a left side view of the barrier panel of my new design. The right side view is a mirror image of FIG. 3; and,

FIG. 4 is a top view of the barrier panel of my new design.

The bottom view is a mirror image of FIG. 3.

1 Claim, 2 Drawing Sheets






FIGURE 4




FIGURE 1



FIGURE 3




FIGURE 2