



US00D613870S

(12) **United States Design Patent**
Shust

(10) **Patent No.:** **US D613,870 S**
(45) **Date of Patent:** **** Apr. 13, 2010**

(54) **HEAT WRAP FOR THIGHS**

(76) Inventor: **Paul Shust**, 32 Southern La., Warwick,
NY (US) 10990

(**) Term: **14 Years**

(21) Appl. No.: **29/289,796**

(22) Filed: **Aug. 1, 2007**

(51) **LOC (9) Cl.** **28-03**

(52) **U.S. Cl.** **D24/206**

(58) **Field of Classification Search** D24/206–208;
602/4, 5, 6, 1, 23, 61, 62, 19, 24; 128/846,
128/876, 95.1, 95.6, 118.1; 606/204; 607/96,
607/108, 109, 110, 112

See application file for complete search history.

(56) **References Cited**

U.S. PATENT DOCUMENTS

D274,556	S	7/1984	Muller et al.	
4,964,402	A	10/1990	Grim et al.	
5,000,176	A	3/1991	Daniel	
D324,422	S *	3/1992	Powell D24/206
5,263,966	A	11/1993	Daneshvar	
5,378,225	A *	1/1995	Chatman et al. 602/19
5,383,893	A	1/1995	Daneshvar	
5,423,852	A	6/1995	Daneshvar	
D365,640	S	12/1995	Doyle et al.	
D407,822	S *	4/1999	Davis et al. D24/206
D408,542	S *	4/1999	Hoover, Jr. D24/206
5,891,189	A *	4/1999	Payne, Jr. 607/108
D439,343	S *	3/2001	Kagan, II D24/190

D444,240	S *	6/2001	Bautista, Jr. D24/206
6,440,159	B1	8/2002	Edwards et al.	
D474,545	S	5/2003	Guerdet	
D478,996	S *	8/2003	Pace et al. D24/206
D559,393	S *	1/2008	Schirmacher D24/206

* cited by examiner

Primary Examiner—Cathron C Brooks

Assistant Examiner—Melanie Levy

(74) *Attorney, Agent, or Firm*—Robert C. Montgomery

(57) **CLAIM**

The ornamental design for a heat wrap for thighs, as shown and described.

DESCRIPTION

FIG. 1 is a perspective view of a heat wrap for thighs, with portions shown in an alternate position;

FIG. 2 is a front view thereof;

FIG. 3 is a rear view thereof;

FIG. 4 is a top view thereof;

FIG. 5 is a bottom view thereof;

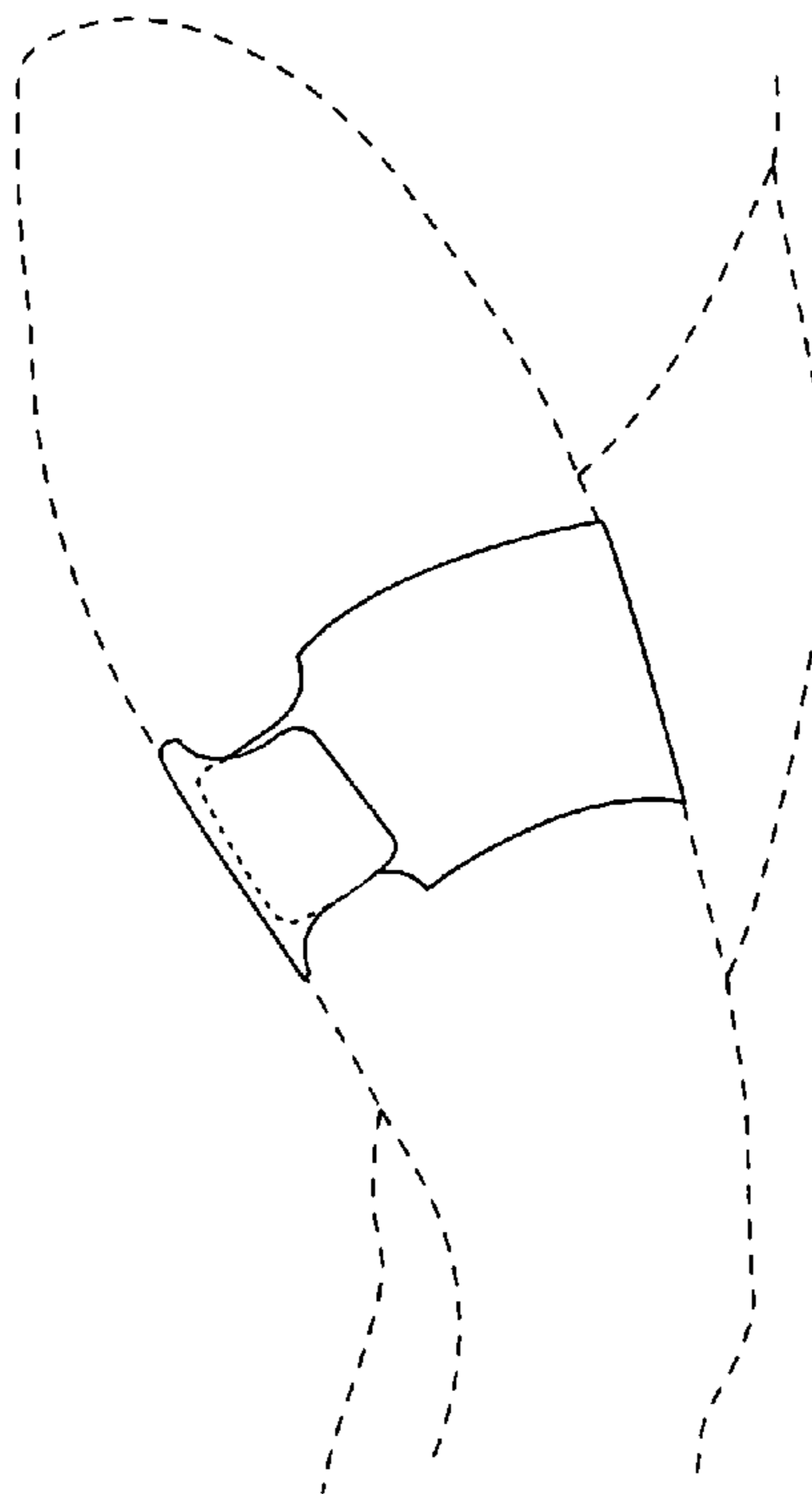
FIG. 6 is a left-hand side view thereof;

FIG. 7 is a right-hand side view thereof; and,

FIG. 8 is an additional perspective view thereof, shown in a position of use with the broken lines illustrating environmental subject matter which forms no part of the claimed design.

The dashed lines are understood to represent stitching.

1 Claim, 6 Drawing Sheets






Fig. 1




Fig. 2

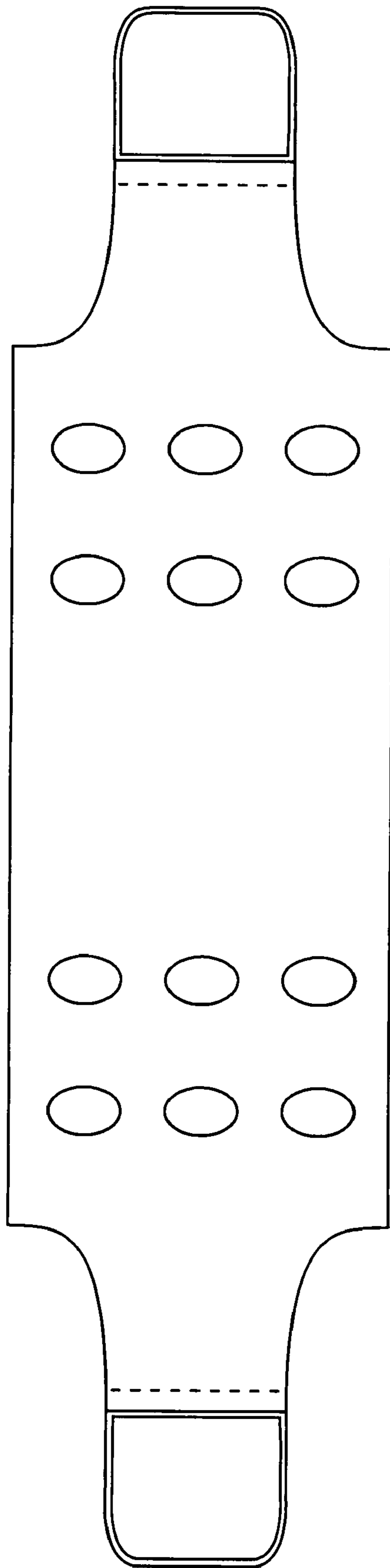


Fig. 3



Fig. 4



Fig. 5



Fig. 7



Fig. 6

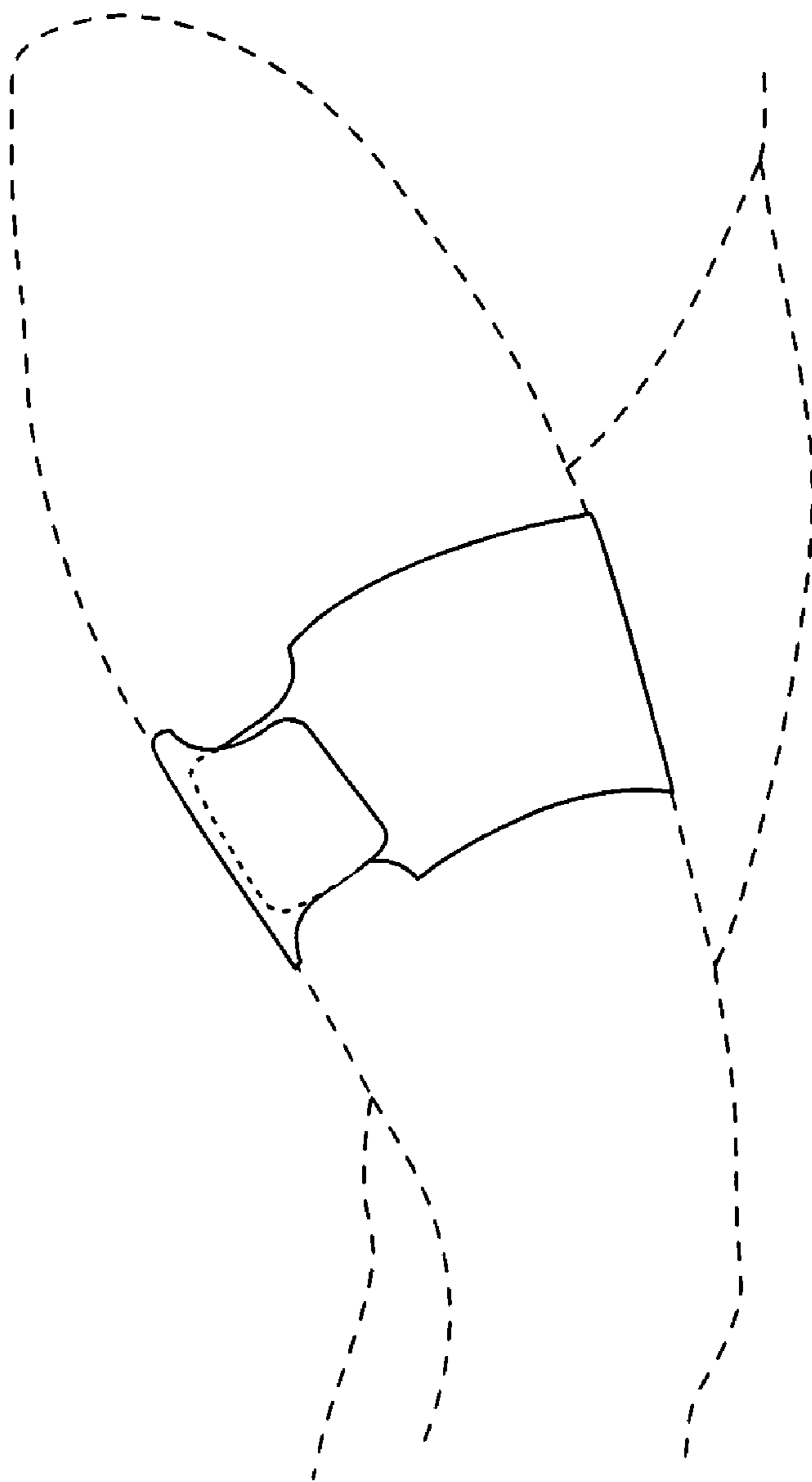


Fig. 8