



US00D613868S

(12) **United States Design Patent**
Lhuillery et al.

(10) **Patent No.:** **US D613,868 S**
(45) **Date of Patent:** **** Apr. 13, 2010**

(54) **TRANSCUTANEOUS ELECTRICAL NEURAL STIMULATION DEVICE**

(75) Inventors: **David Lhuillery**, London (GB); **Andrew Clift**, London (GB)

(73) Assignee: **Kinetik Medical Devices Ltd.**, Kowloon (HK)

(**) Term: **14 Years**

(21) Appl. No.: **29/319,247**

(22) Filed: **Jun. 5, 2008**

(30) **Foreign Application Priority Data**

Dec. 7, 2007 (GB) 4005564

(51) **LOC (9) Cl.** **24-01**

(52) **U.S. Cl.** **D24/187; D24/155**

(58) **Field of Classification Search** D24/144,
D24/158, 164, 167, 168, 170, 187, 200, 231;
600/300, 301, 368, 372, 481, 529, 544, 554,
600/561; 607/4, 5, 9, 30

See application file for complete search history.

(56) **References Cited**

U.S. PATENT DOCUMENTS

- 3,557,779 A 1/1971 Weinstein
- D250,719 S * 1/1979 Jacobson et al. D24/167
- 4,248,242 A 2/1981 Tamm
- D269,205 S * 5/1983 Langer et al. D24/167
- 4,459,991 A 7/1984 Hatschek
- D280,930 S * 10/1985 Speicher et al. D24/167
- 4,889,132 A 12/1989 Hutcheson et al.
- 4,898,180 A 2/1990 Farrelly et al.
- D316,145 S * 4/1991 Ware D24/167
- 5,107,836 A * 4/1992 Fenster 607/36
- 5,144,946 A * 9/1992 Weinberg et al. 607/2
- D337,820 S * 7/1993 Hooper et al. D24/155
- D338,731 S * 8/1993 Byland et al. D24/155
- D343,901 S * 2/1994 Anderson D24/155
- 5,335,665 A 8/1994 Suzuki
- 5,810,736 A 9/1998 Pail
- 5,931,791 A 8/1999 Saltzstein et al.

- 6,344,025 B1 2/2002 Inagaki et al.
- D478,990 S * 8/2003 Kroll D24/167
- D490,327 S 5/2004 Lussier et al.
- 6,805,006 B2 10/2004 Guzman

(Continued)

FOREIGN PATENT DOCUMENTS

BE 894183 12/1982

(Continued)

OTHER PUBLICATIONS

GB 0723971.8, Unpublished, co-pending application, 14 pages.

(Continued)

Primary Examiner—T. Chase Nelson
Assistant Examiner—Mark Cavanna
(74) *Attorney, Agent, or Firm*—Sheridan Ross P.C.

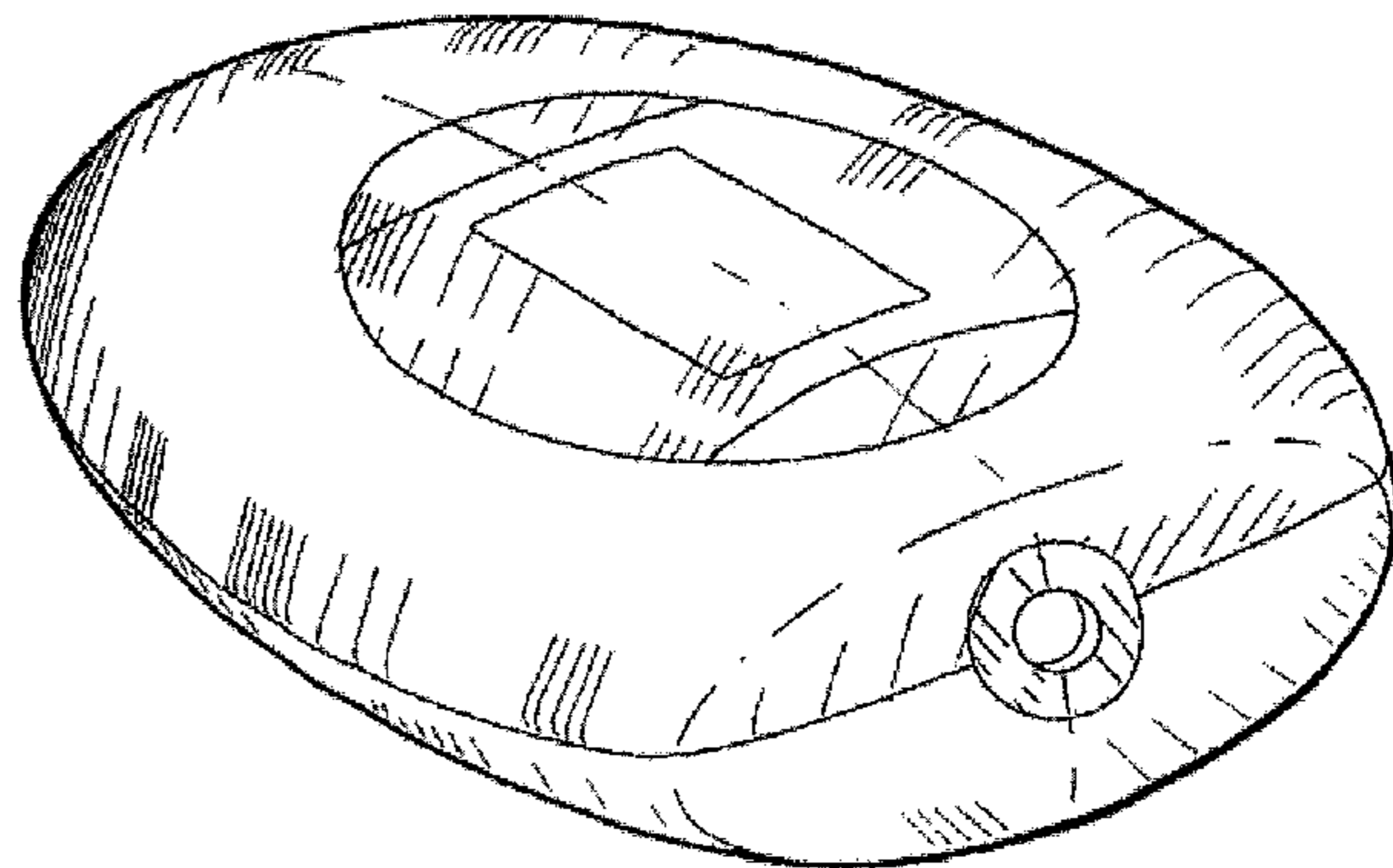
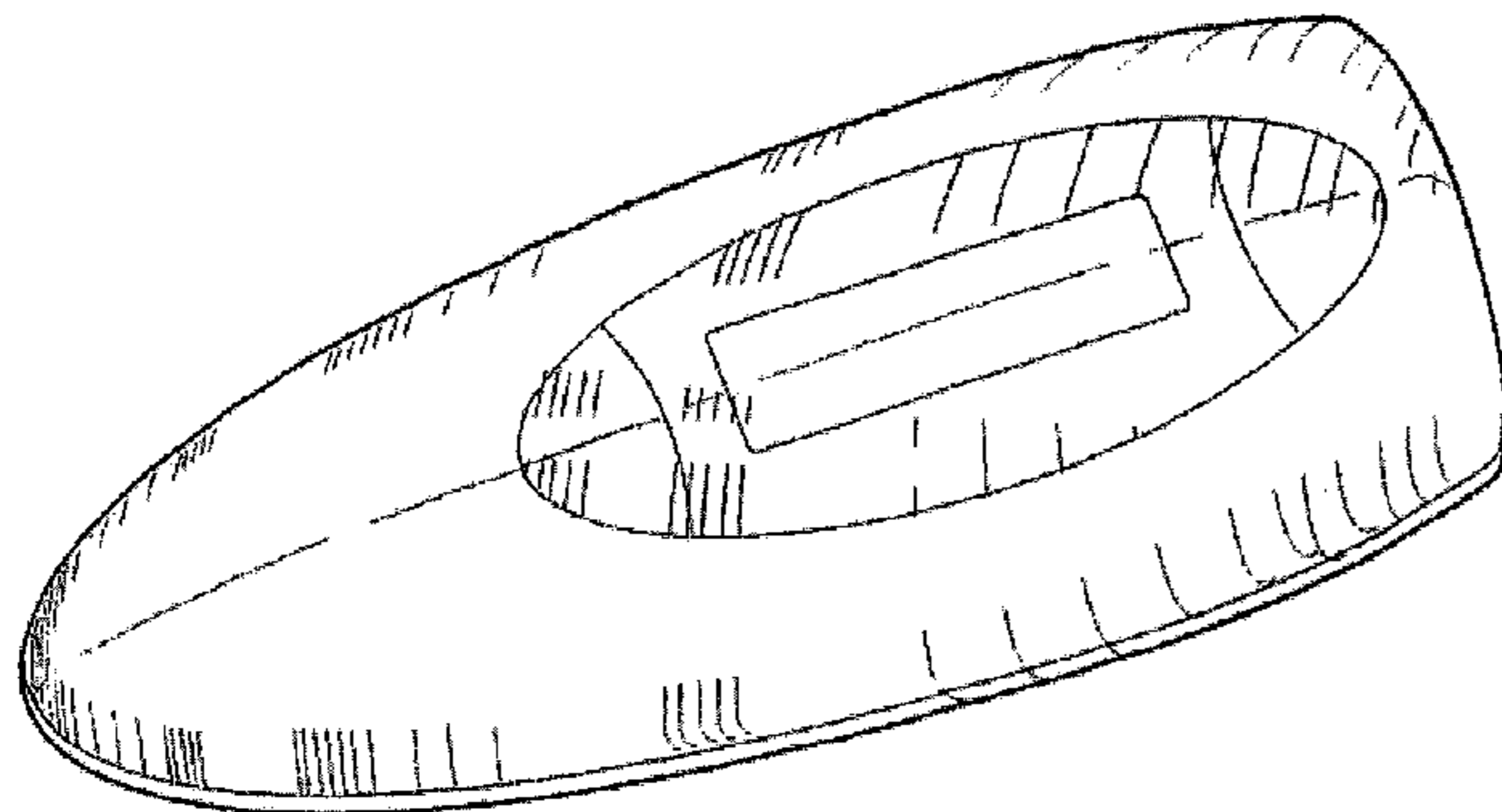
(57) **CLAIM**

The ornamental design for a transcutaneous electrical neural stimulation device, as shown and described.

DESCRIPTION

FIG. 1 is a top perspective view of a transcutaneous electrical neural stimulation device showing our new design;
FIG. 2 is a rear perspective view thereof;
FIG. 3 is a top plan view thereof;
FIG. 4 is a bottom plan view thereof;
FIG. 5 is a front elevation view thereof, the rear elevation view being a mirror image of FIG. 5; and,
FIG. 6 is a left elevation view thereof.

1 Claim, 4 Drawing Sheets



US D613,868 S

Page 2

U.S. PATENT DOCUMENTS

| | | | | | | |
|--------------|-----|--------|------------------------------|----|----------------|---------|
| | | | | JP | 3085138 | 4/1991 |
| | | | | JP | 5056938 | 3/1993 |
| 6,908,005 | B1 | 6/2005 | Strube et al. | JP | 5137697 | 6/1993 |
| D523,144 | S * | 6/2006 | Wenger et al. D24/155 | JP | 7039529 | 2/1995 |
| 7,072,791 | B2 | 7/2006 | Harima et al. | JP | 7067841 | 3/1995 |
| D559,987 | S * | 1/2008 | Strother et al. D24/187 | JP | 7088090 | 4/1995 |
| 7,419,471 | B2 | 9/2008 | Sasagawa | JP | 9038054 | 2/1997 |
| 7,422,367 | B2 | 9/2008 | Howansky | JP | 9038055 | 2/1997 |
| 2005/0187484 | A1 | 8/2005 | Sano et al. | JP | 9308613 | 12/1997 |
| 2006/0111639 | A1 | 5/2006 | Su | JP | 11056796 | 3/1999 |
| 2007/0167845 | A1 | 7/2007 | Sasagawa | JP | 11056798 | 3/1999 |
| 2008/0025150 | A1 | 1/2008 | Sandy et al. | WO | WO 2007/049425 | 5/2007 |

FOREIGN PATENT DOCUMENTS

| | | |
|----|---------|--------|
| CH | 624568 | 8/1981 |
| EP | 0465192 | 1/1992 |
| EP | 0705563 | 4/1996 |

OTHER PUBLICATIONS

UKIPO Search Report and Written Opinion for Application No. GB 0723971.8, dated Mar. 12, 2008.

* cited by examiner

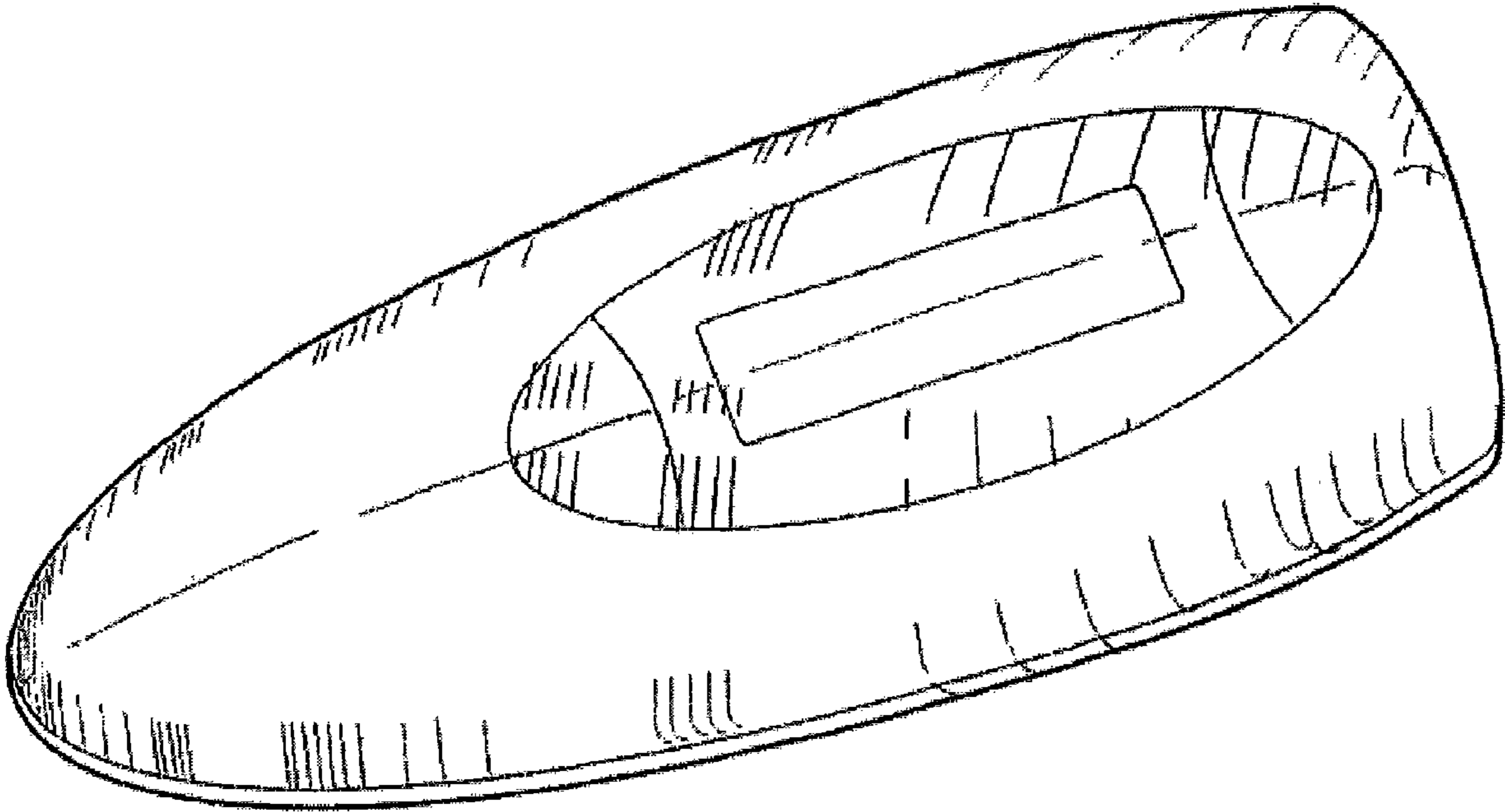


FIG. 1

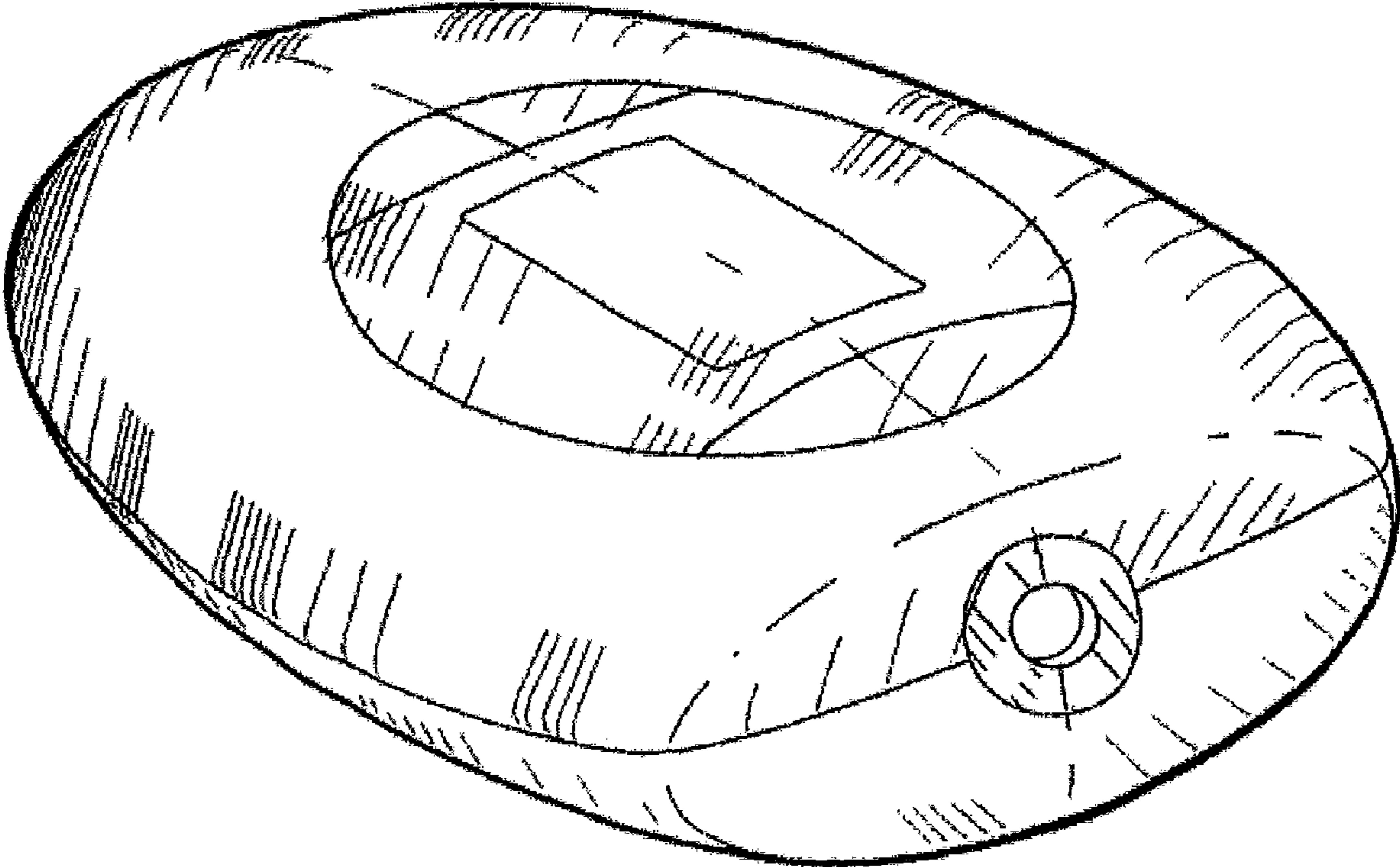


FIG. 2

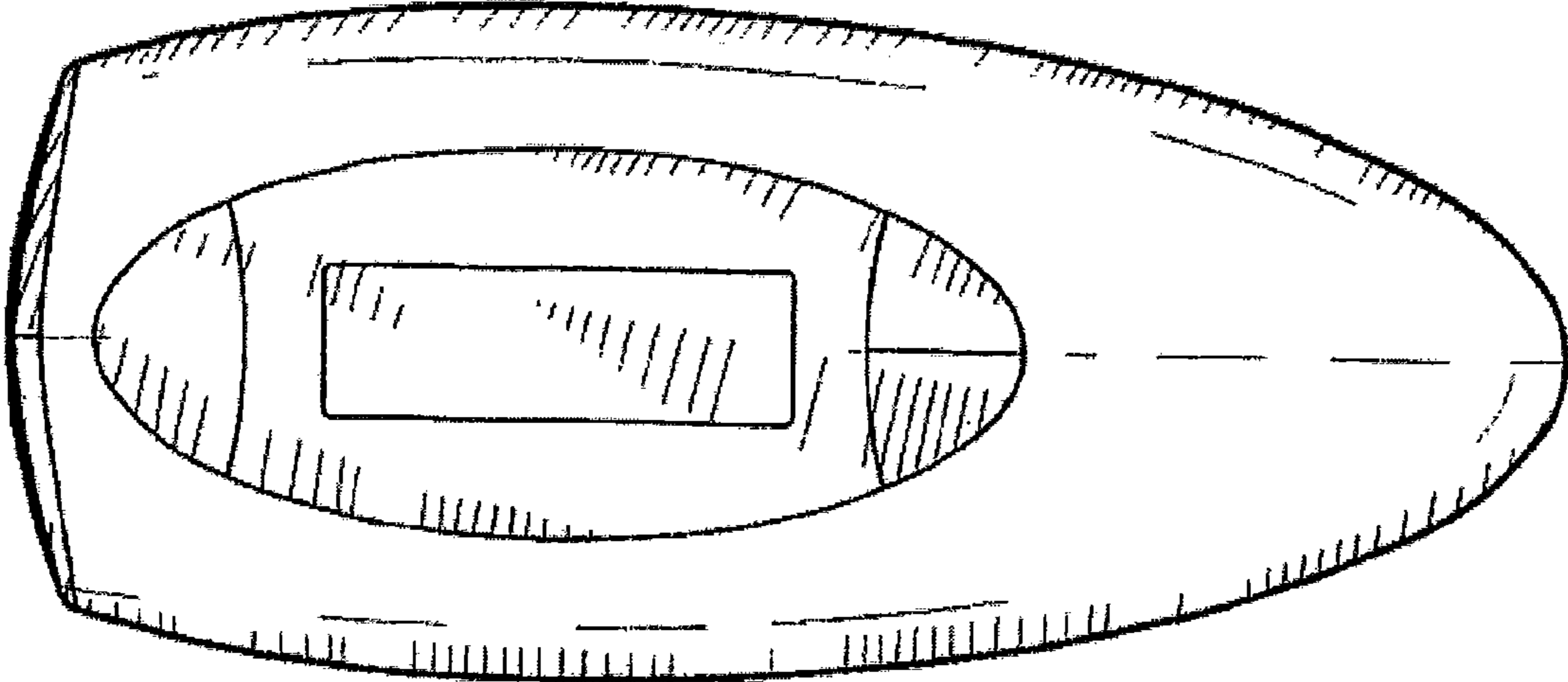


FIG. 3

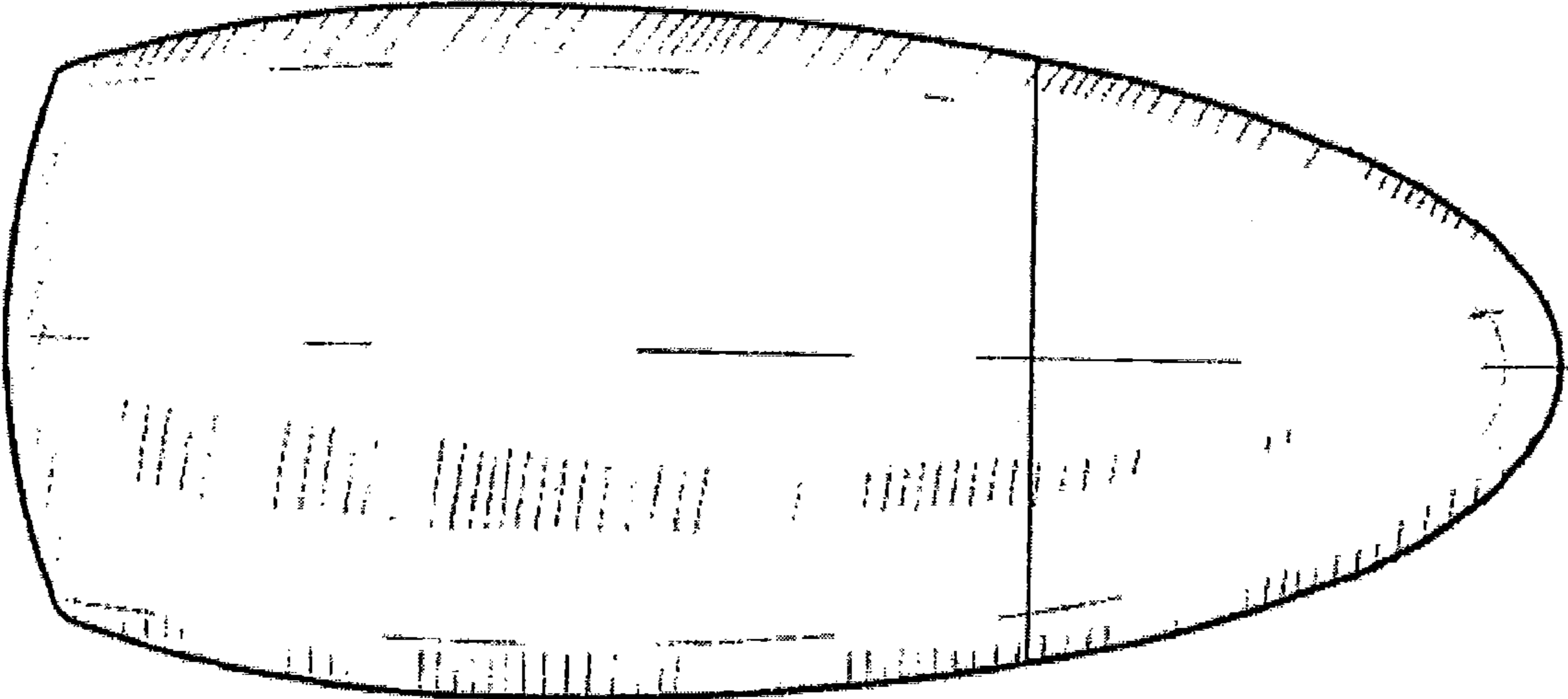


FIG. 4




FIG. 5

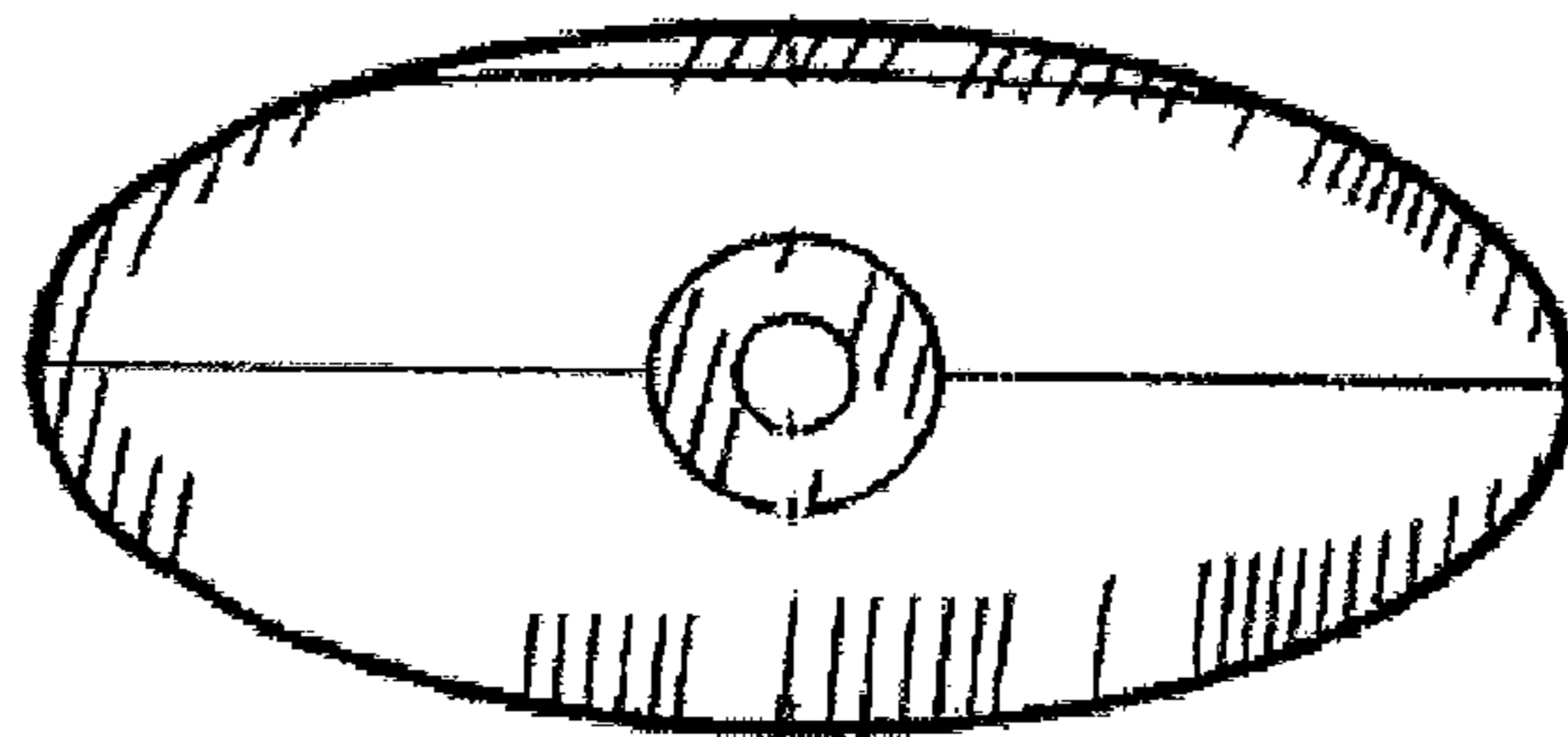


FIG. 6