



US00D613865S

(12) **United States Design Patent**  
**De Charentenay**

(10) **Patent No.:** **US D613,865 S**

(45) **Date of Patent:** **\*\* Apr. 13, 2010**

(54) **INTRAORAL CAMERA**

(75) Inventor: **Antoine De Charentenay**, La Ciotat (FR)

(73) Assignee: **Sopro**, La Ciotat (FR)

(\*\*) Term: **14 Years**

(21) Appl. No.: **29/318,395**

(22) Filed: **May 20, 2008**

(30) **Foreign Application Priority Data**

Nov. 20, 2007 (EM) ..... 000 828 686

(51) **LOC (9) Cl.** ..... **24-02**

(52) **U.S. Cl.** ..... **D24/152; D24/137**

(58) **Field of Classification Search** ..... D24/137-138,  
D24/141, 152, 156, 176, 180; D16/206;  
358/909.1; 433/29, 37, 73, 116; 600/109,  
600/167-168

See application file for complete search history.

(56) **References Cited**

**U.S. PATENT DOCUMENTS**

- D354,566 S \* 1/1995 Donahoo ..... D24/152
- 5,528,432 A \* 6/1996 Donahoo ..... 359/894
- D414,867 S \* 10/1999 Moriwaki et al. .... D24/152
- 6,095,811 A \* 8/2000 Stearns ..... 433/29
- D467,660 S \* 12/2002 Cianciosi ..... D24/152
- D468,429 S \* 1/2003 Bareth et al. .... D24/152

- D533,946 S \* 12/2006 Lintner et al. .... D24/152
- D550,358 S \* 9/2007 Nakanishi ..... D24/146
- D558,345 S \* 12/2007 Witt ..... D24/152
- 2005/0026104 A1 \* 2/2005 Takahashi ..... 433/31
- 2008/0096154 A1 \* 4/2008 Rakocz ..... 433/29
- 2008/0182222 A1 \* 7/2008 Li ..... 433/29
- 2008/0285302 A1 \* 11/2008 Scott et al. .... 362/573

\* cited by examiner

*Primary Examiner*—Ian Simmons

*Assistant Examiner*—Wan Laymon

(74) *Attorney, Agent, or Firm*—Young & Thompson

(57) **CLAIM**

The ornamental design for an intraoral camera, as shown.

**DESCRIPTION**

FIG. 1 is a perspective view of an intraoral camera, showing my new design;

FIG. 2 is a front elevational view thereof;

FIG. 3 is a rear elevation view thereof;

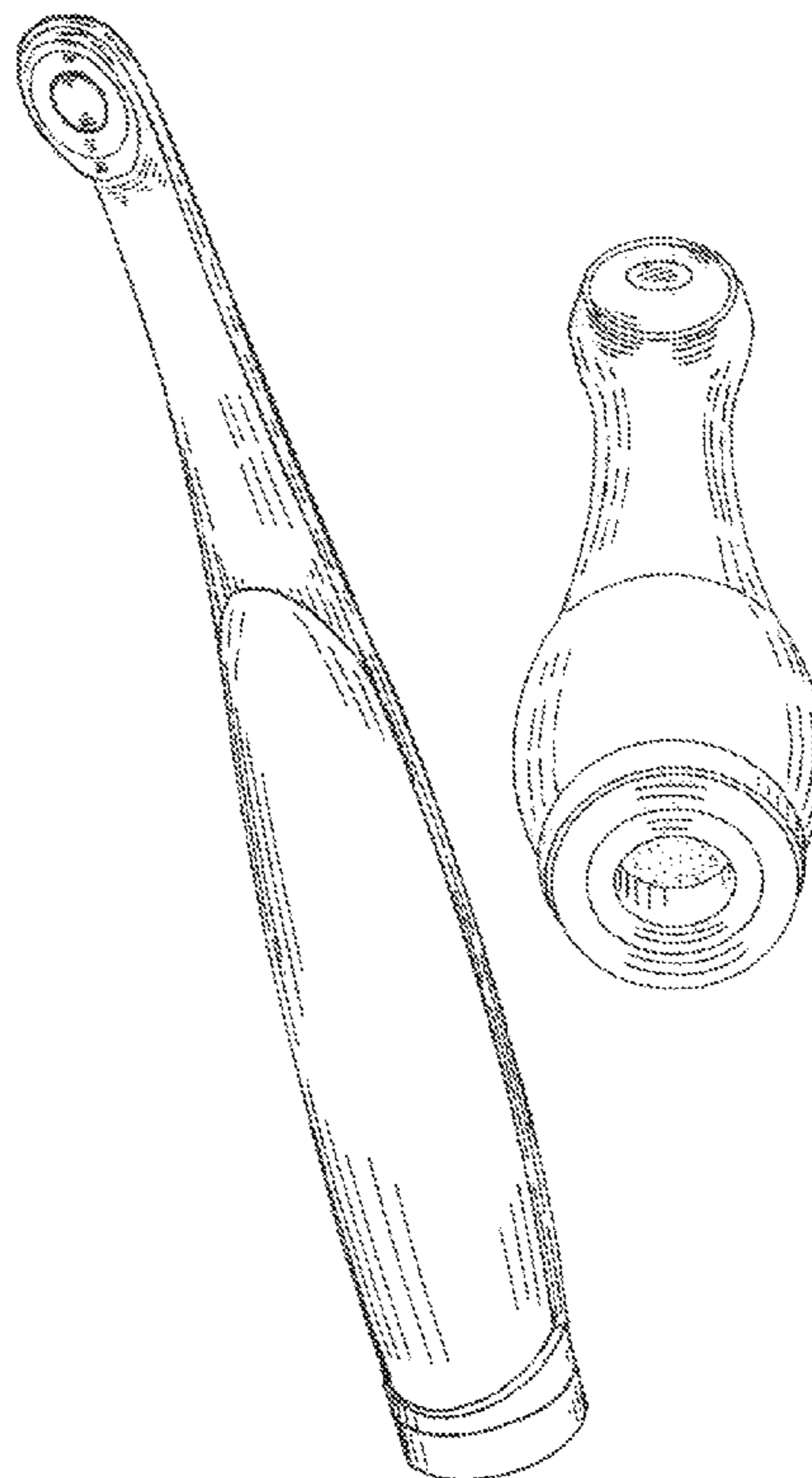
FIG. 4 is a side elevational view thereof from the right of FIG. 2;

FIG. 5 is a side elevational view thereof from the left of FIG. 2;

FIG. 6 is a top perspective view thereof; and,

FIG. 7 is a bottom perspective view thereof.

**1 Claim, 7 Drawing Sheets**



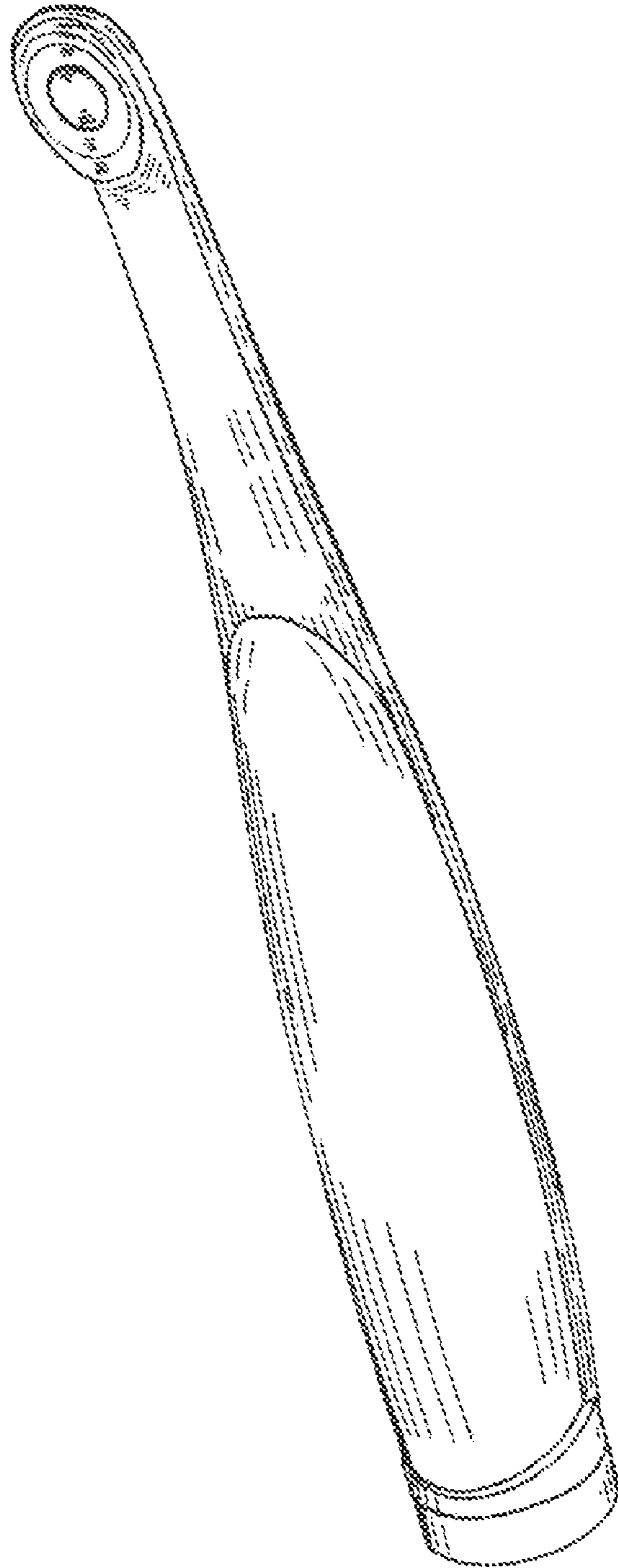


FIGURE 1



FIGURE 2

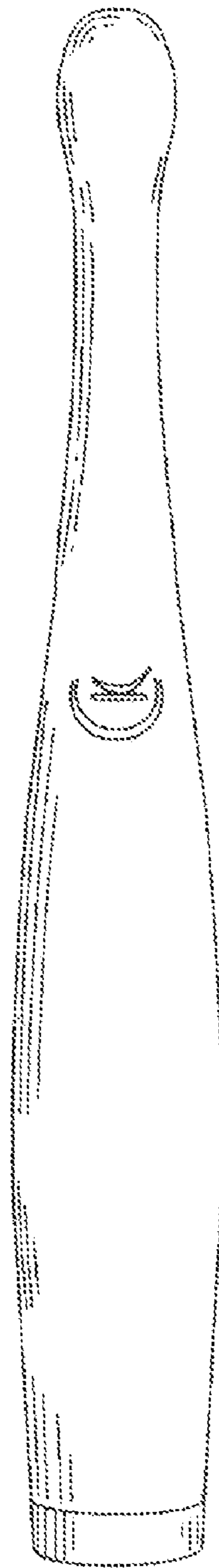


FIGURE 3

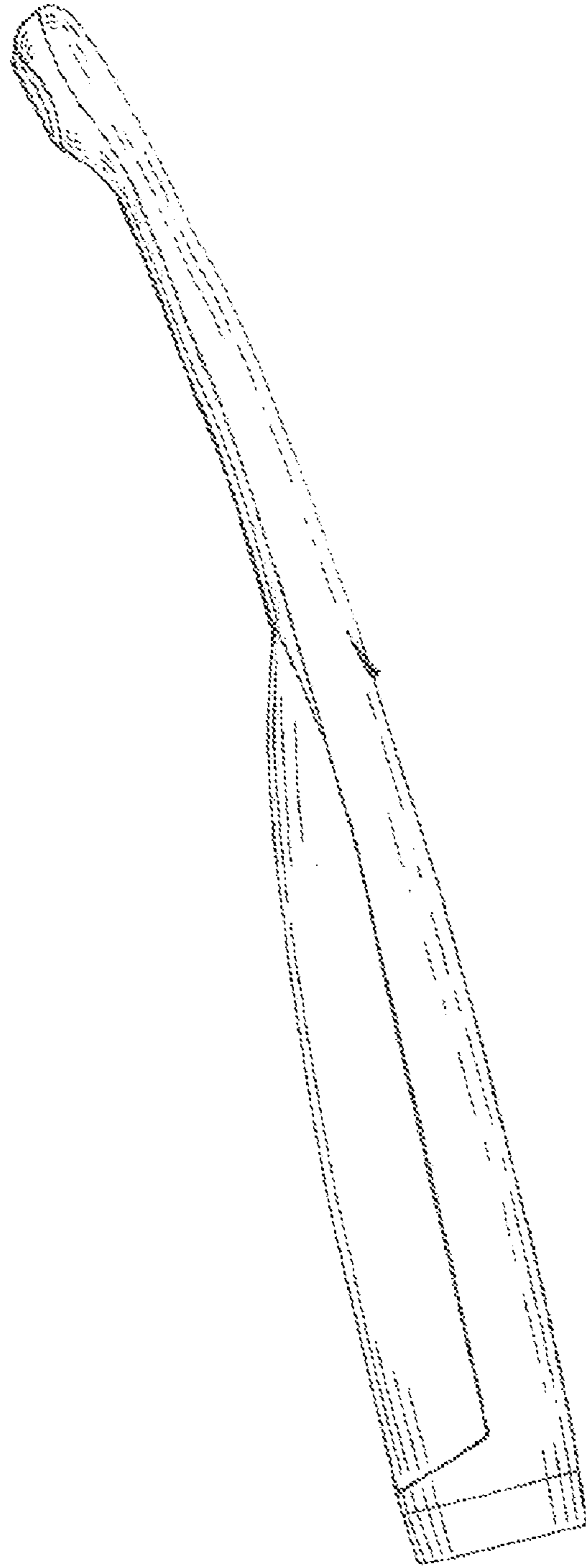


FIGURE 4

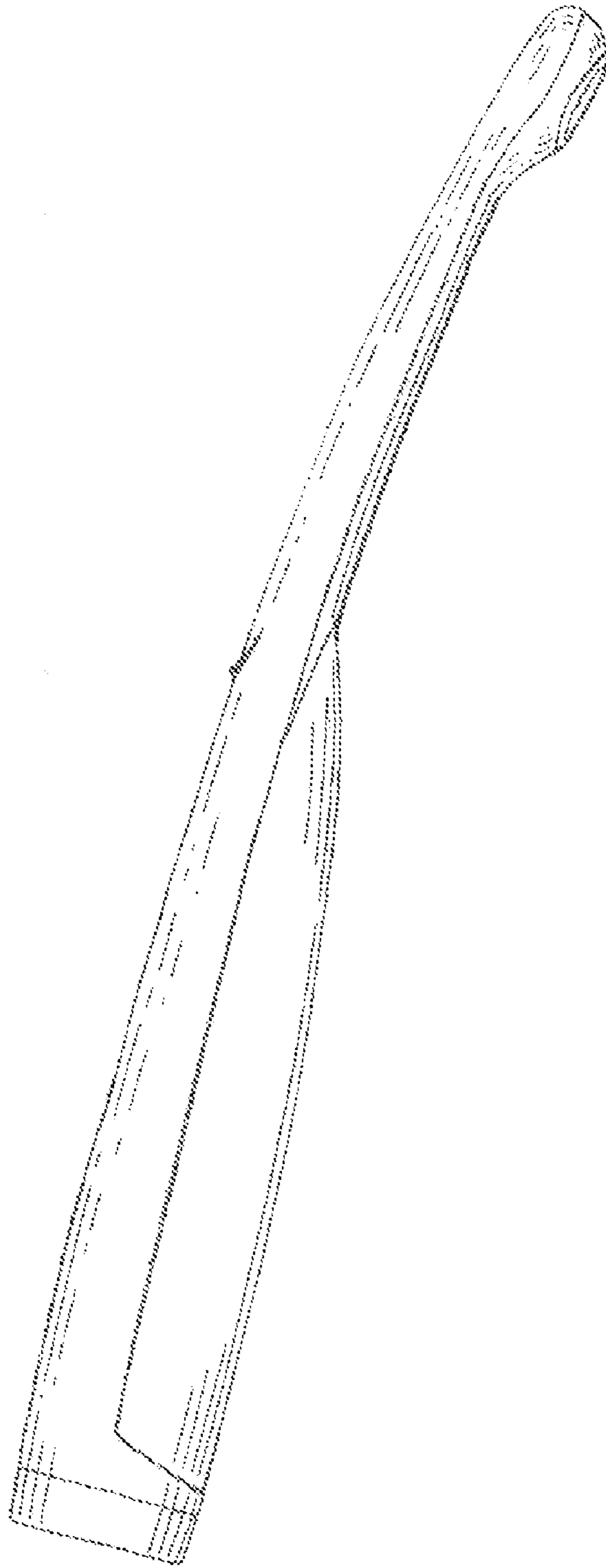


FIGURE 5




FIGURE 6

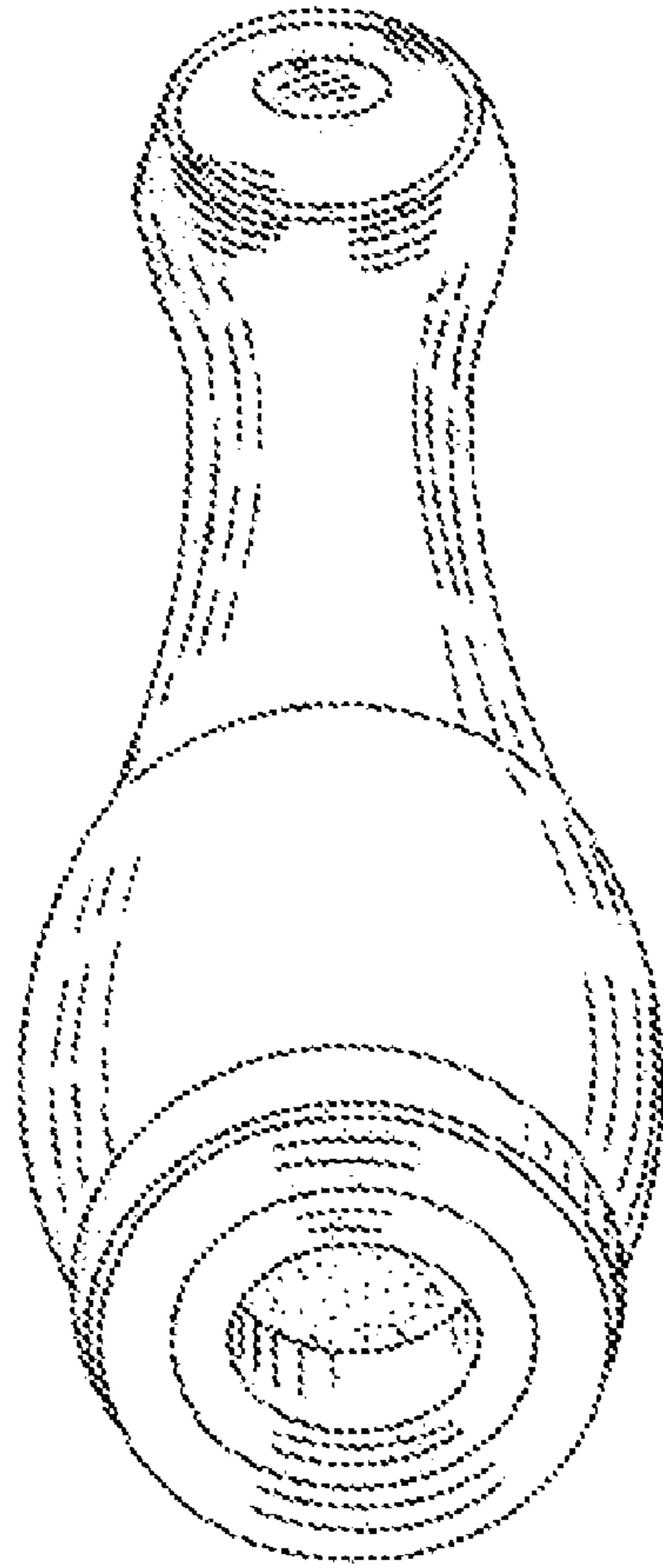


FIGURE 7