



US00D613840S

(12) **United States Design Patent**
Reid et al.

(10) **Patent No.:** **US D613,840 S**

(45) **Date of Patent:** **** Apr. 13, 2010**

(54) **PLUMBING FIXTURE**

(75) Inventors: **Mary J. Reid**, Sheboygan, WI (US);
Jeffrey A. Pipe, Pittsburgh, PA (US);
Lisa J. Hood, Cincinnati, OH (US);
Barry Glasford, Cedarburg, WI (US);
Raul Paredes, Mason, OH (US)

(73) Assignee: **Kohler Co.**, Kohler, WI (US)

(**) Term: **14 Years**

(21) Appl. No.: **29/344,853**

(22) Filed: **Oct. 5, 2009**

Related U.S. Application Data

(62) Division of application No. 29/297,421, filed on Nov. 9, 2007, now Pat. No. Des. 601,673.

(51) **LOC (9) Cl.** **23-02**

(52) **U.S. Cl.** **D23/304**

(58) **Field of Classification Search** D23/293,
D23/275-280.1, 303, 304-306; D24/204;
4/663, 538-539, 541.1, 546, 575.1, 586,
4/574.1

See application file for complete search history.

(56) **References Cited**

U.S. PATENT DOCUMENTS

5,101,521 A * 4/1992 Levien 4/559
D350,185 S * 8/1994 Clark et al. D23/277
D382,945 S * 8/1997 Hansen et al. D23/277
6,507,959 B1 * 1/2003 Sundberg et al. 4/572.1
D485,890 S * 1/2004 Lanius D23/280.1
D524,925 S * 7/2006 Lanius D23/280.1
D525,688 S * 7/2006 Licini D23/280.1
7,266,851 B1 * 9/2007 Batalini 4/574.1

FOREIGN PATENT DOCUMENTS

RU 58412 * 12/2005

OTHER PUBLICATIONS

Kohler Co. Bancroft Experience 5.5' Bath. Model No. K-1156. Kohler Co. online catalog. Copyright 2007 Kohler Co.*
Kohler Co. "Lady Vanity self-rimming lavatory with 8" centers for swing spout faucet and sidespray. Model No. K-2170-8S. Kohler Co. online catalog. Copyright 2007 Kohler Co.*
Kohler Co. Bancroft Experience 5.5' Bath. Model No. K-1156. Kohler Co. online catalog. Copyright 2007 Kohler Co.
Kohler Co. "Lady Vanity self-rimming lavatory with 8" centers for swing spout faucet and sidespray". Model No. K-2170-8S. Kohler Co. online catalog. Copyright 2007 Kohler Co.

* cited by examiner

Primary Examiner—Robert A Delehanty

(74) *Attorney, Agent, or Firm*—Quarles & Brady LLP

(57) **CLAIM**

The ornamental design for a plumbing fixture, as shown and described.

DESCRIPTION

FIG. 1 is a left, top, front perspective view of a plumbing fixture according to our new design;

FIG. 2 is a top plan view thereof;

FIG. 3 is a front elevational view thereof;

FIG. 4 is a rear elevational view thereof;

FIG. 5 is a left side elevational view thereof;

FIG. 6 is a right side elevational view thereof; and,

FIG. 7 is a bottom plan view thereof.

The broken line representations in the figures, are for the purpose of illustration only, and form no part of the claimed design.

In a preferred embodiment, the nature of this product is as a plumbing fixture in the form of a bathing tub or portion thereof.

1 Claim, 3 Drawing Sheets

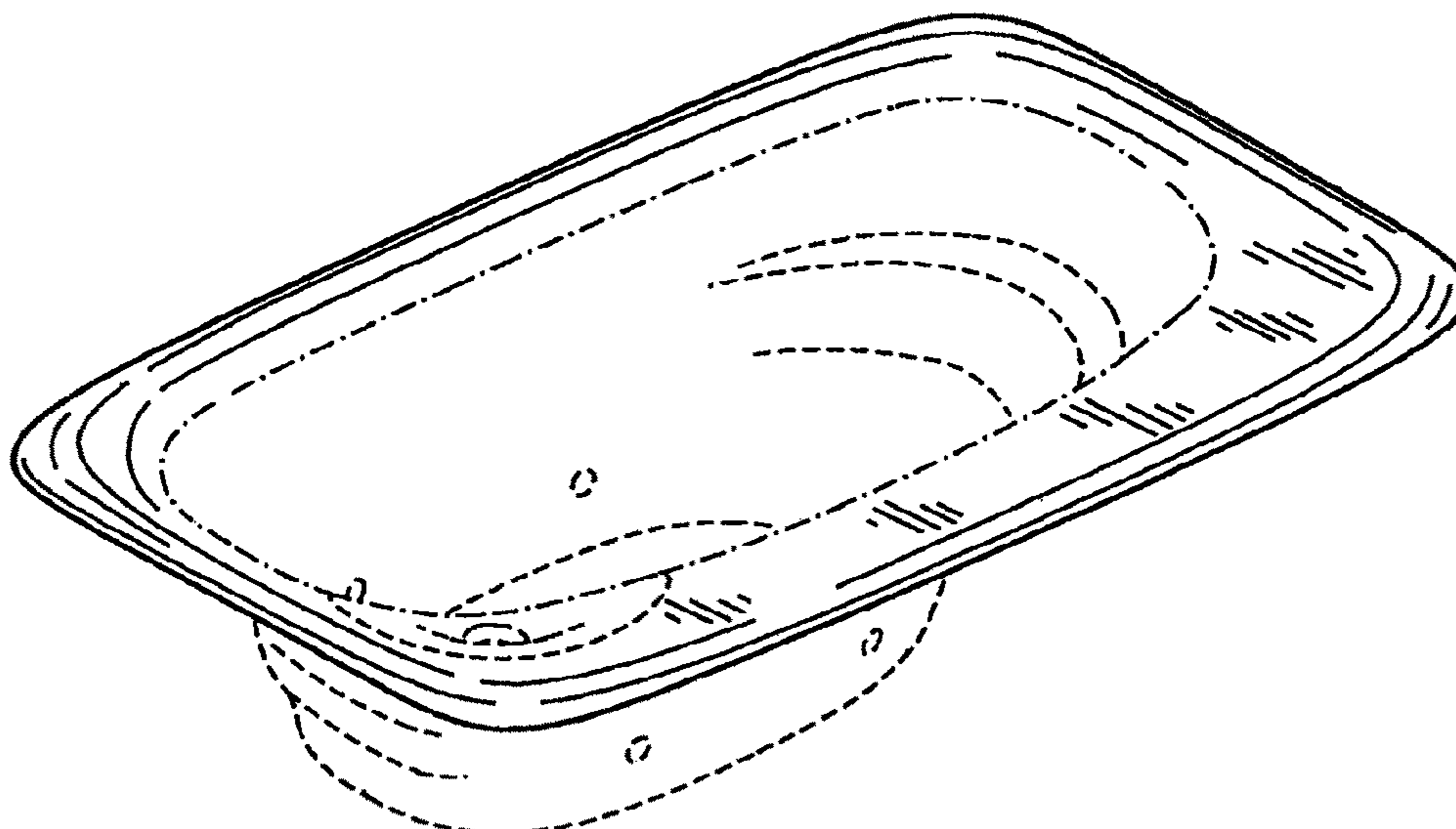


FIG. 1

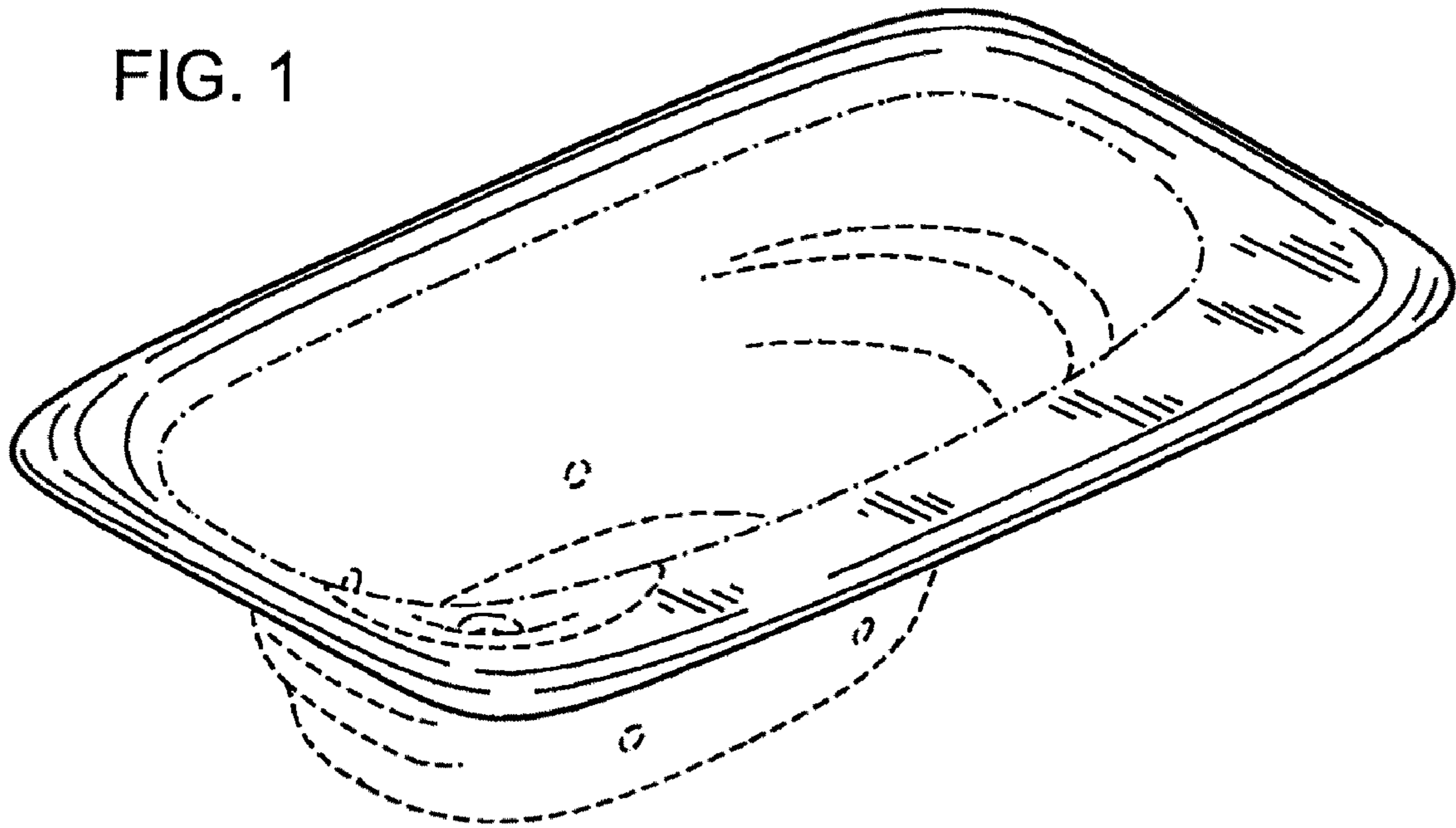


FIG. 2

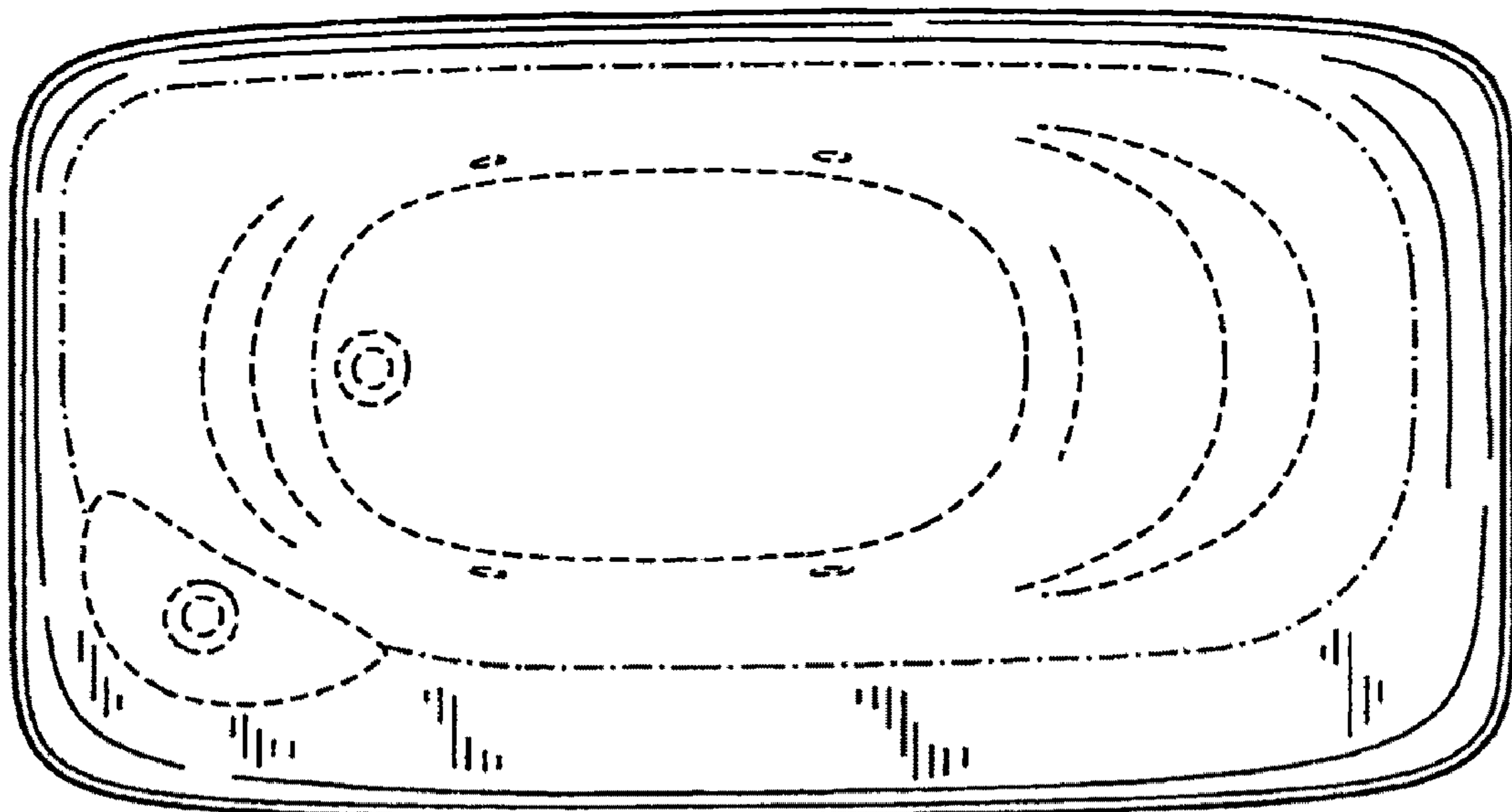


FIG. 3

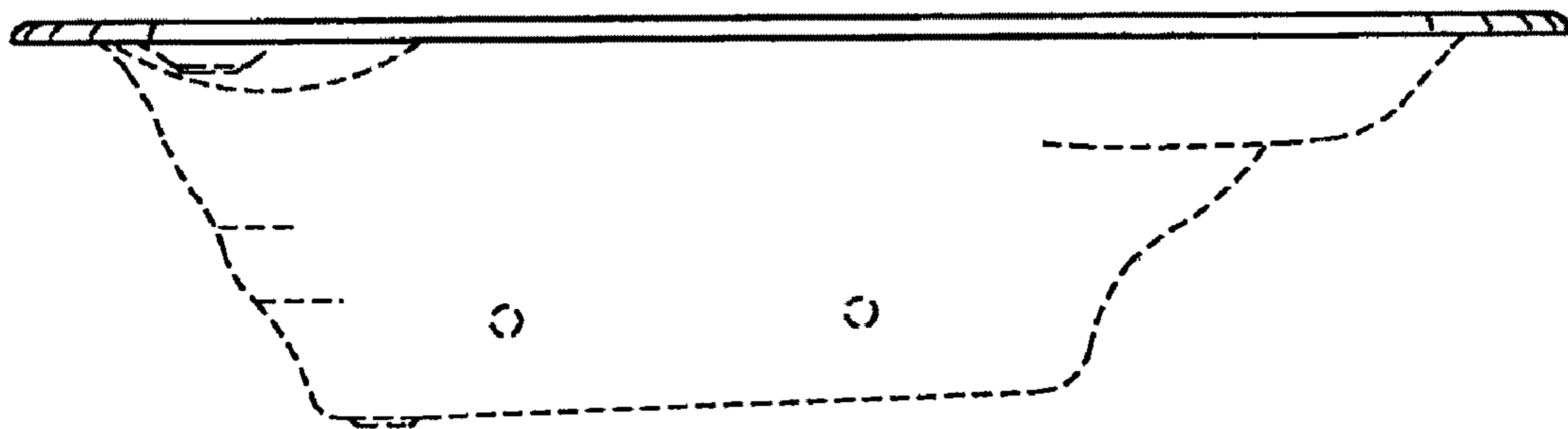


FIG. 4

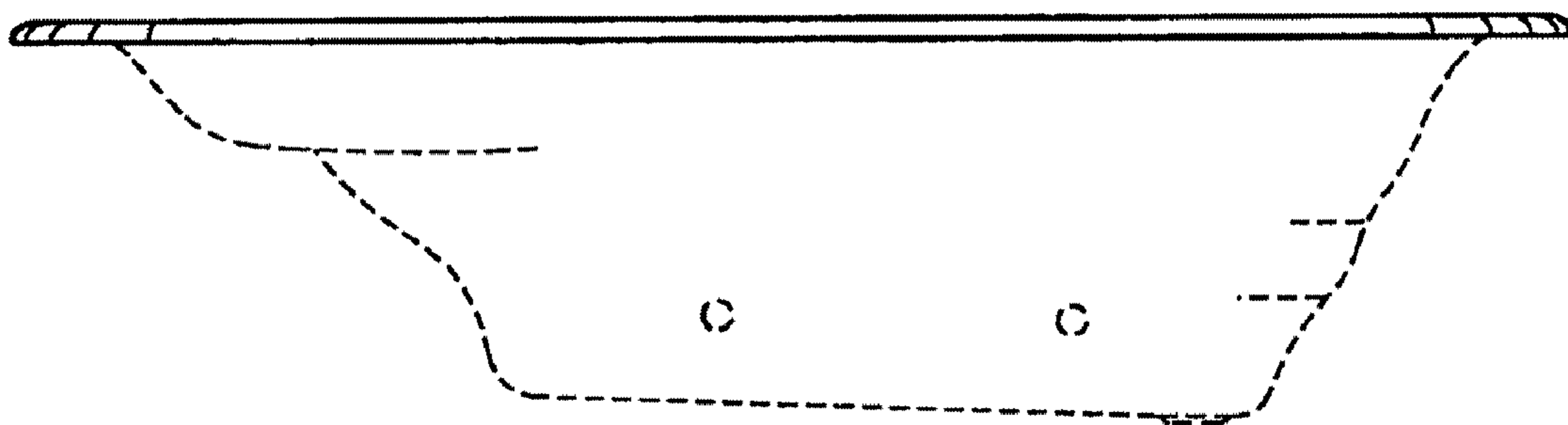


FIG. 5

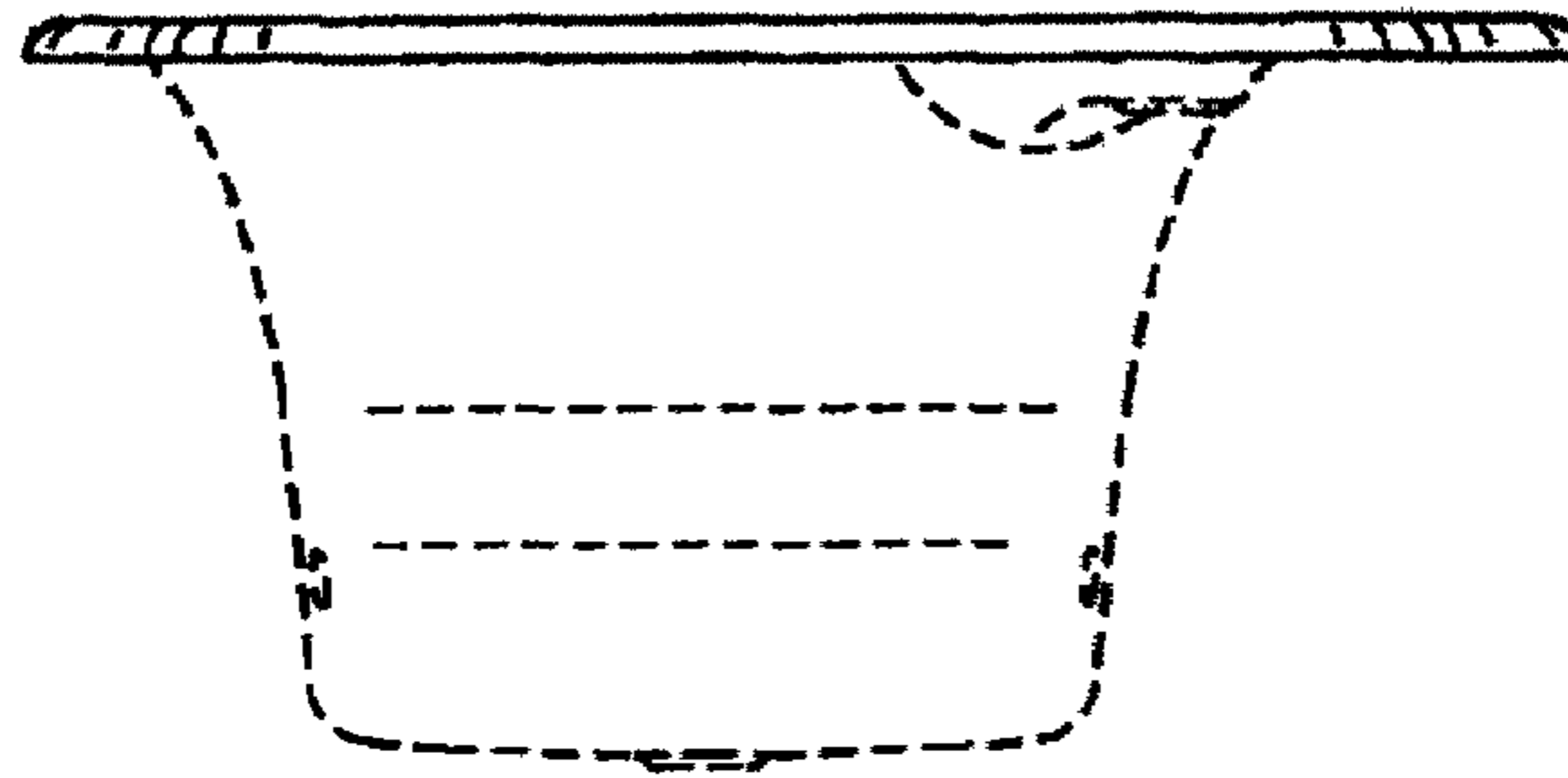


FIG. 6

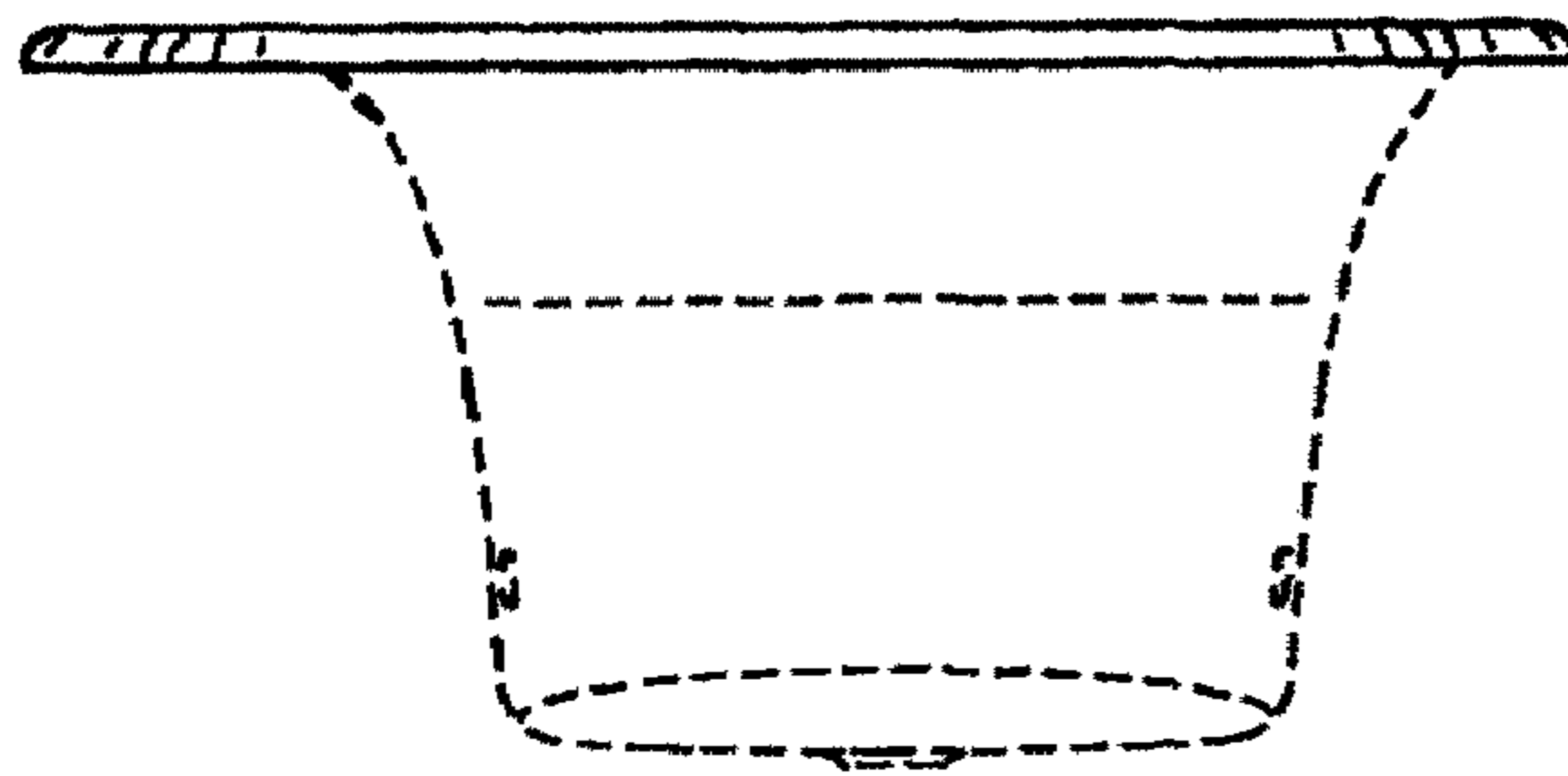


FIG. 7

