



US00D613802S

(12) **United States Design Patent**
Meyers et al.

(10) **Patent No.:** **US D613,802 S**

(45) **Date of Patent:** **** Apr. 13, 2010**

(54) **GAMING MACHINE**

(75) Inventors: **Gordon H Meyers**, Reno, NV (US);
Martin Anthony Peltz, Las Vegas, NV
(US)

(73) Assignee: **Bally Gaming, Inc.**, Las Vegas, NV
(US)

(**) Term: **14 Years**

(21) Appl. No.: **29/340,506**

(22) Filed: **Jul. 20, 2009**

(51) **LOC (9) Cl.** **21-03**

(52) **U.S. Cl.** **D21/370**

(58) **Field of Classification Search** D2/324,
D2/329, 369-370, 385; 273/274; 463/12,
463/13, 17, 22, 46-47

See application file for complete search history.

(56) **References Cited**

U.S. PATENT DOCUMENTS

6,334,612 B1 * 1/2002 Wurz et al. 463/20

D459,402 S * 6/2002 Wurz et al. D21/369
D495,755 S * 9/2004 Wurz et al. D21/370
D508,268 S * 8/2005 Hanchar et al. D21/369
D508,961 S * 8/2005 Gatto et al. D21/369

* cited by examiner

Primary Examiner—Sandra Morris

(57) **CLAIM**

The ornamental design for a gaming machine, as shown and described.

DESCRIPTION

FIG. 1 is a perspective view of a gaming machine, showing my new design;

FIG. 2 is a top view thereof;


FIG. 3 is a front elevational view thereof;

FIG. 4 is a right side elevational view thereof; and,

FIG. 5 is a rear elevational view thereof.

Broken lines illustrate features or environmental components that are not part of the design sought to be patented.

1 Claim, 5 Drawing Sheets






FIG. 1

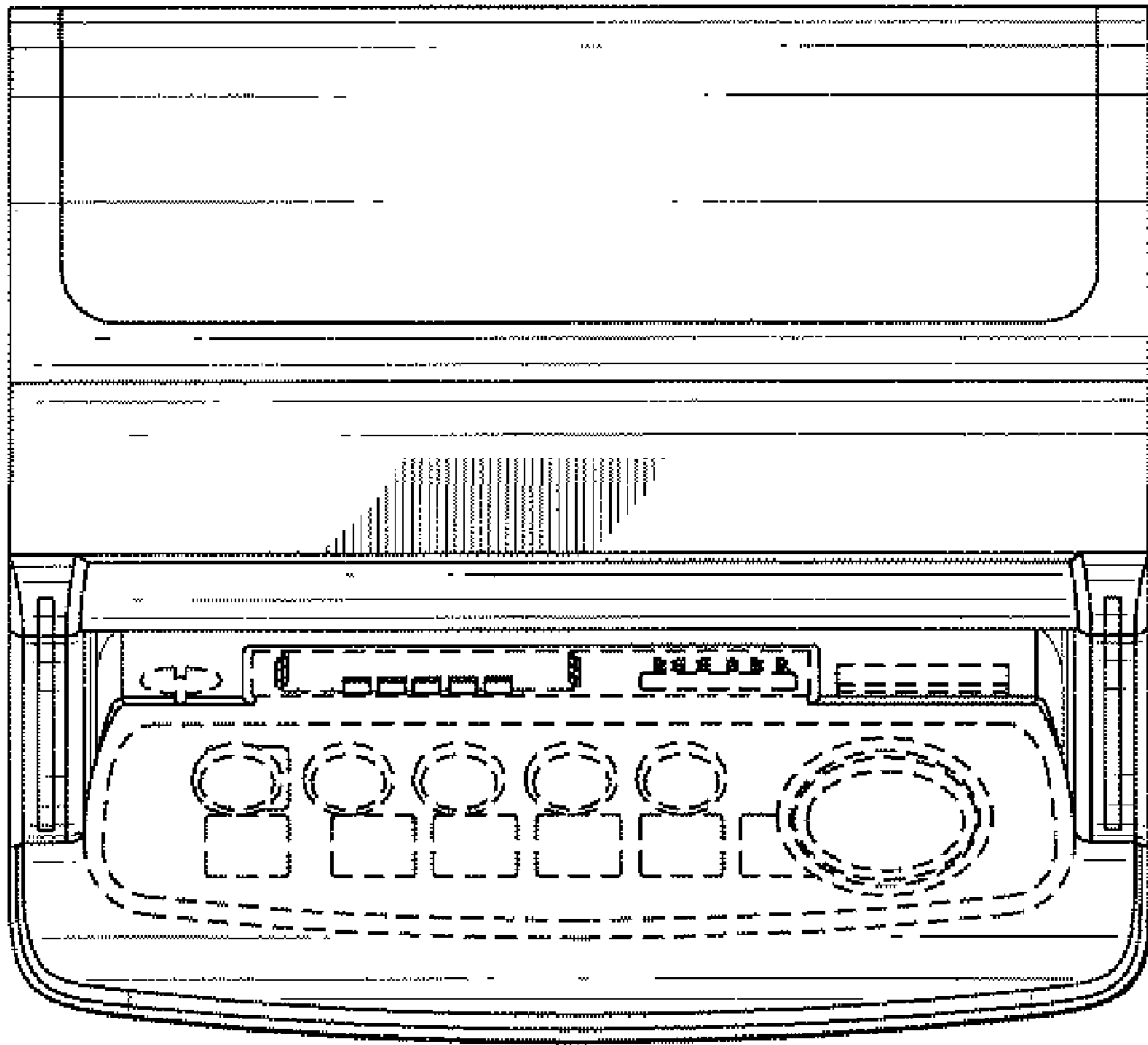


FIG. 2

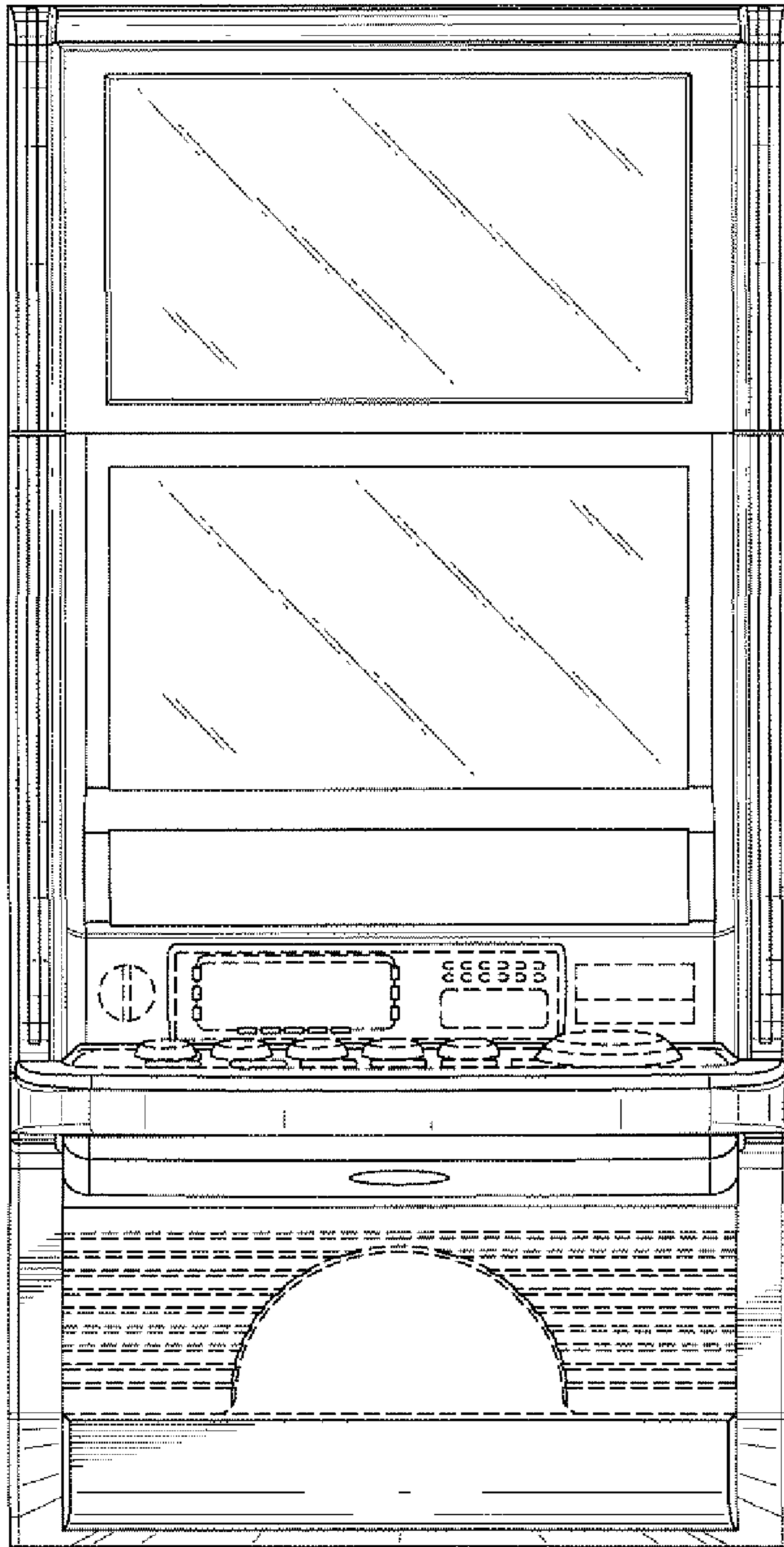


FIG. 3

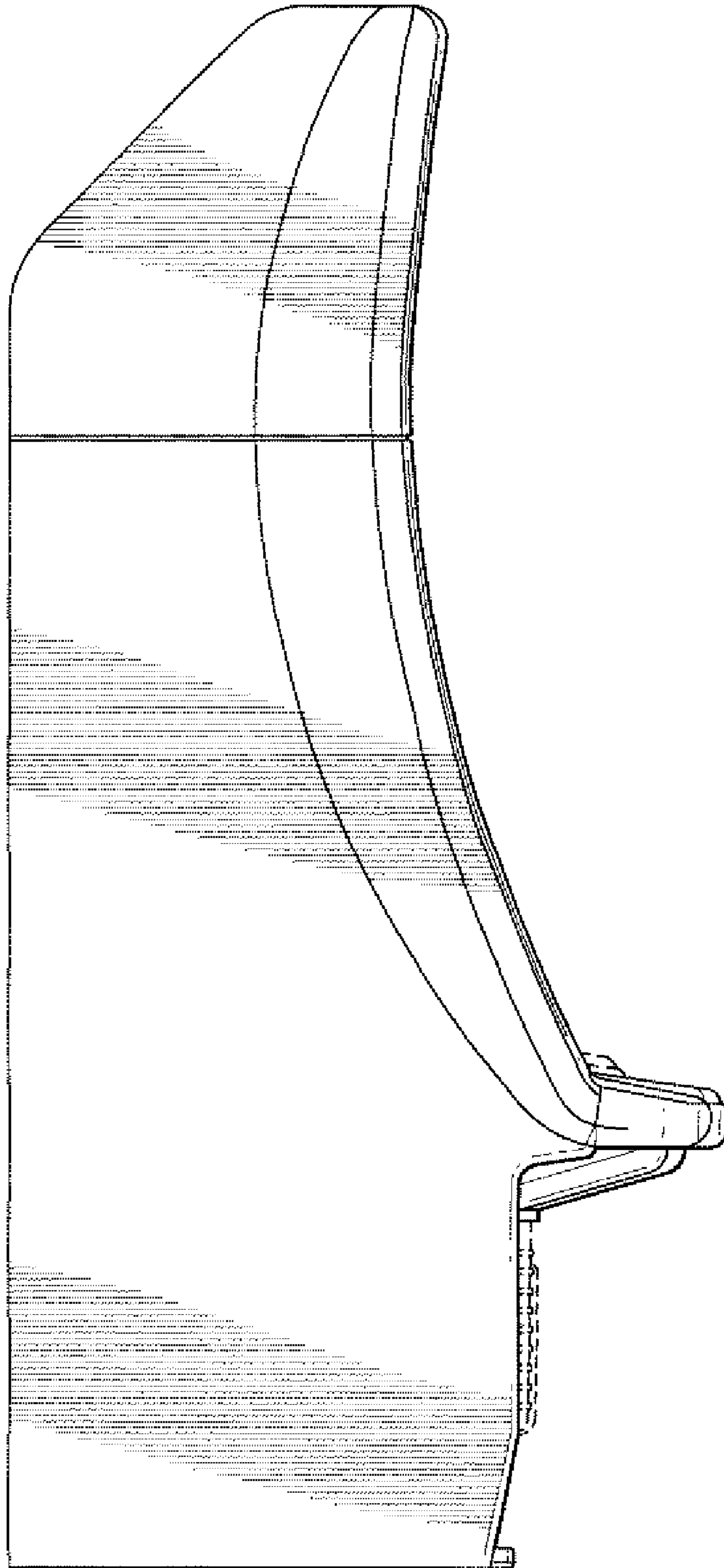


FIG. 4




FIG. 5