



US00D613800S

(12) **United States Design Patent**
Miller

(10) **Patent No.:** **US D613,800 S**

(45) **Date of Patent:** **** Apr. 13, 2010**

(54) **INFORMATIONAL SIGN**

(76) **Inventor:** **James Miller**, 2029 Century Park East,
Suite 1402, Los Angeles, CA (US) 90067

(**) **Term:** **14 Years**

(21) **Appl. No.:** **29/346,593**

(22) **Filed:** **Nov. 3, 2009**

(51) **LOC (9) Cl.** **20-03**

(52) **U.S. Cl.** **D20/40; D20/31; D20/42**

(58) **Field of Classification Search** D20/10,
D20/11, 13, 14, 18, 19, 22-31, 39-42, 99;
40/124.01-124.04, 299.01, 360, 446, 538,
40/541, 584, 617; D10/104, 109; D14/485,
D14/489, 495; 362/812

See application file for complete search history.

(56) **References Cited**

U.S. PATENT DOCUMENTS

D158,662 S * 5/1950 Hendrickson D10/109

D248,425 S * 7/1978 Darrell D20/25
D346,182 S * 4/1994 Sherwood, Sr. D20/18
D394,459 S * 5/1998 Horner D20/42
D576,214 S * 9/2008 Vernondier et al. D20/31

* cited by examiner

Primary Examiner—Janice E Seeger

Assistant Examiner—Mary Ann Calabrese

(74) *Attorney, Agent, or Firm*—Kelly Lowry & Kelley LLP

(57) **CLAIM**

The ornamental design for an informational sign, as shown.


DESCRIPTION

FIG. 1 is a front, and side perspective view of an informa-
tional sign embodying my new design;

FIG. 2 is a front elevational view thereof; and,

FIG. 3 is a rear elevational view thereof.

1 Claim, 3 Drawing Sheets






FIG. 1

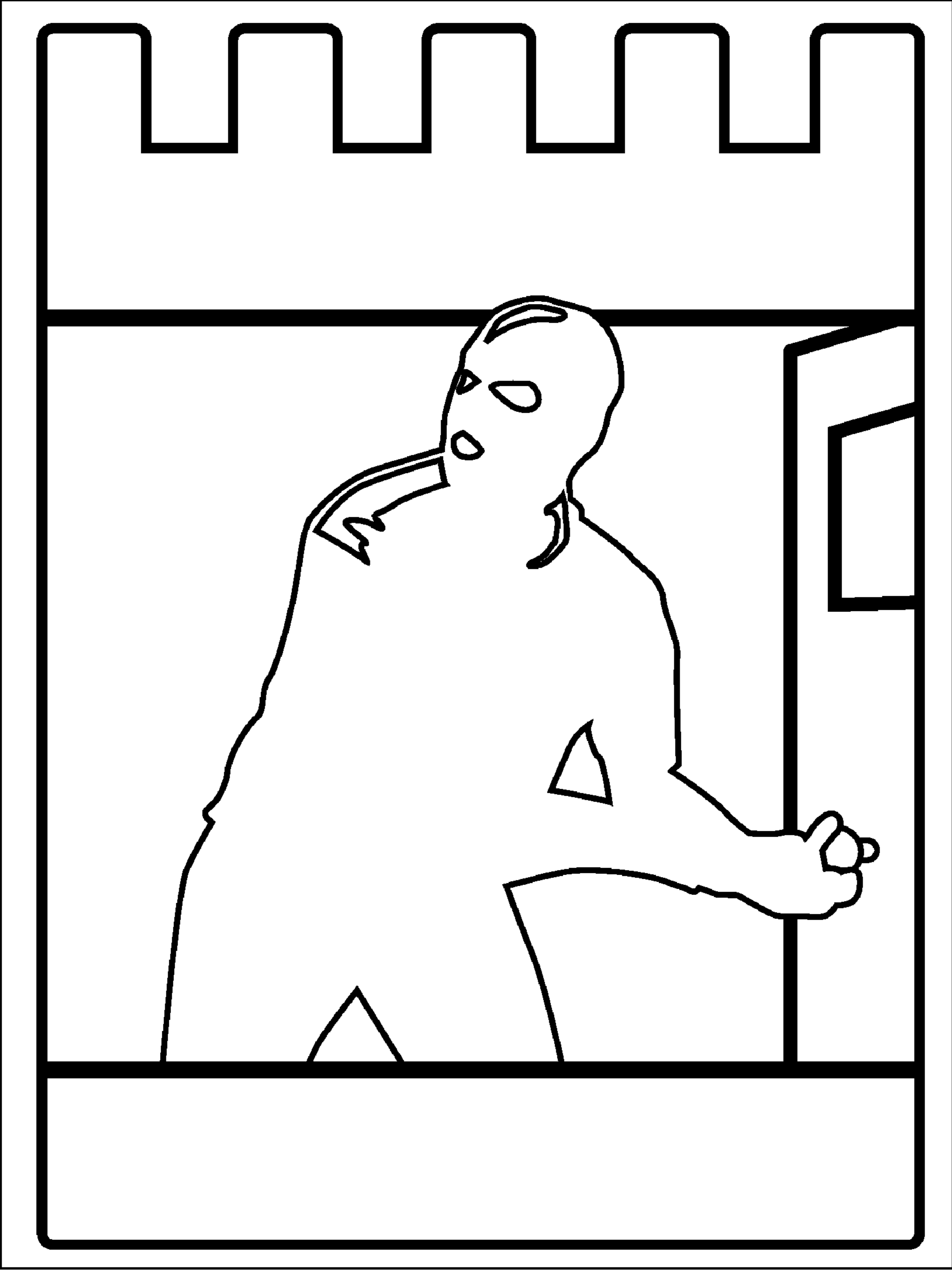


FIG. 2



FIG. 3