



US00D613794S

(12) **United States Design Patent**  
**Puglisi**

(10) **Patent No.:** **US D613,794 S**

(45) **Date of Patent:** **\*\* Apr. 13, 2010**

(54) **INSTRUMENT BARREL**

3,063,419 A \* 11/1962 Parker ..... 401/100  
3,123,291 A \* 3/1964 Madry ..... 235/87 R

(75) Inventor: **Marc Puglisi**, Fairfield, NJ (US)

(Continued)

(73) Assignee: **Ben S. Loeb, Inc.**, Fairfield, NJ (US)

**FOREIGN PATENT DOCUMENTS**

(\*\*) Term: **14 Years**

EM 000343306-0001 \* 7/2005

(21) Appl. No.: **29/313,944**

*Primary Examiner*—Elizabeth A Albert

*Assistant Examiner*—Karen E Eldridge Powers

(22) Filed: **Feb. 20, 2009**

(74) *Attorney, Agent, or Firm*—Howard C. Miskin, Esq.;  
Gloria Tsui-Yip, Esq.

(51) **LOC (9) Cl.** ..... **19-06**

(52) **U.S. Cl.** ..... **D19/51**

(58) **Field of Classification Search** ..... D19/35,  
D19/36, 41, 42, 43, 44, 45, 46, 47, 48, 49,  
D19/50, 51, 54, 55, 56, 57; 24/11 F, 11 P,  
24/11 R; 401/6, 52, 99, 100, 104, 105, 106,  
401/107, 108, 109, 192, 195, 243, 244, 245,  
401/246, 247

(57) **CLAIM**

The ornamental design for an instrument barrel, as shown and described.

See application file for complete search history.

**DESCRIPTION**

(56) **References Cited**

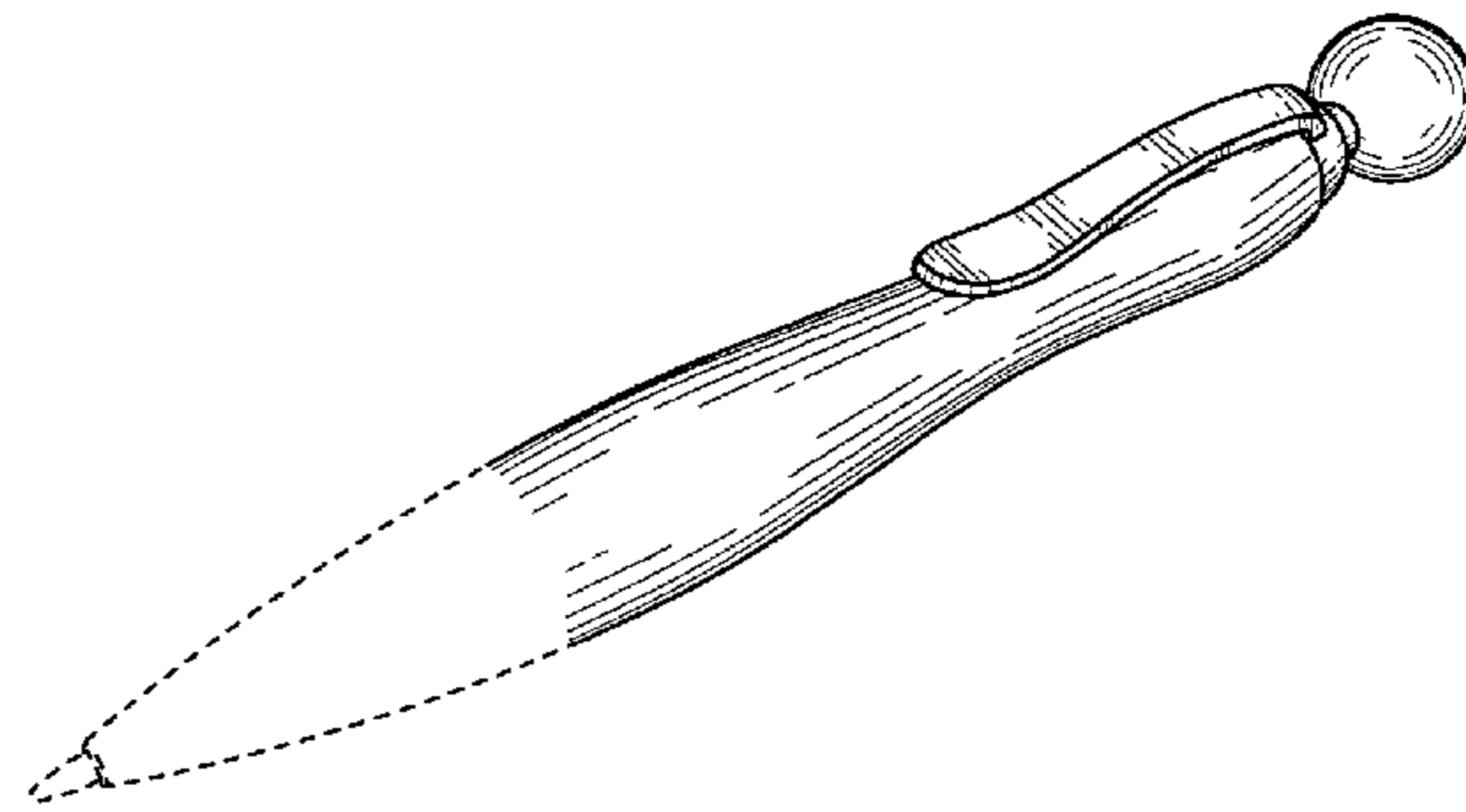
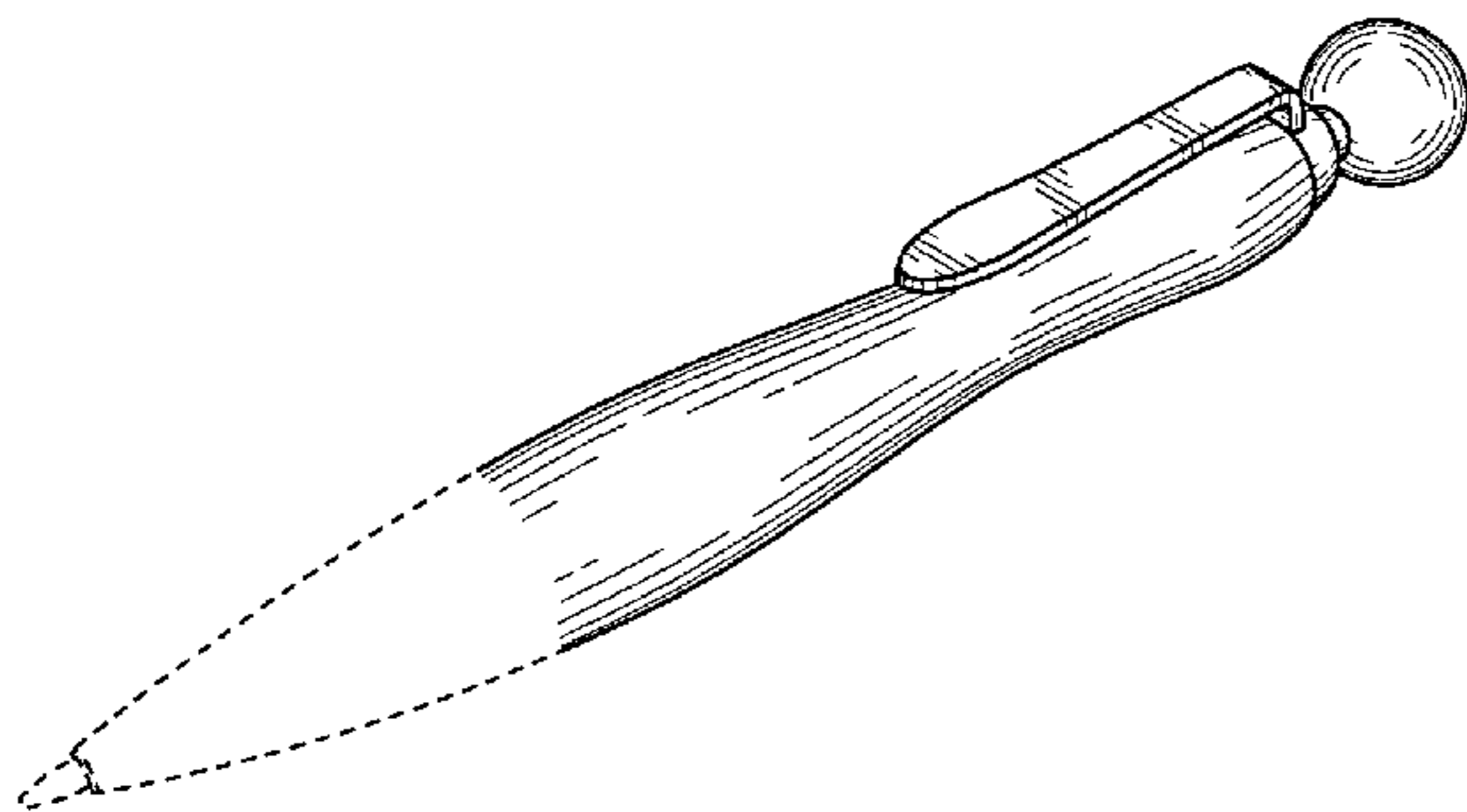
**U.S. PATENT DOCUMENTS**

298,767 A \* 5/1884 Deli ..... 401/236  
D26,395 S \* 12/1896 Kraus ..... D19/46  
640,543 A \* 1/1900 Donning ..... 242/588.1  
1,708,915 A \* 4/1929 Deli ..... 401/52  
1,736,430 A \* 11/1929 Deli ..... 379/456  
D81,529 S \* 7/1930 Davis ..... D19/46  
D82,309 S \* 10/1930 Bloser ..... D19/51  
2,081,036 A \* 5/1937 Gray ..... 402/21  
2,234,942 A \* 3/1941 Nichols ..... 359/809  
D132,641 S \* 6/1942 Sanders ..... D19/42  
2,358,791 A \* 9/1944 Collopy et al. .... 368/93  
D149,922 S \* 6/1948 Weston ..... D19/46  
D151,307 S \* 10/1948 Weston ..... D19/57  
D154,610 S \* 7/1949 Kuhn ..... D19/46  
2,502,328 A \* 3/1950 Kuhn ..... 40/334  
2,521,657 A \* 9/1950 Severy ..... 401/226  
2,536,923 A \* 1/1951 Fehling ..... 401/101

FIG. 1 is a perspective view of my new design;  
FIG. 2 is a front elevational view thereof;  
FIG. 3 is a rear elevational view thereof;  
FIG. 4 is a right side view thereof; the left side view being a mirror image;  
FIG. 5 is a top view thereof;  
FIG. 6 is a perspective view of a second embodiment of my new design;  
FIG. 7 is a front elevational view of the second embodiment;  
FIG. 8 is a rear elevational view of the second embodiment;  
FIG. 9 is a right side view of the second embodiment; the left side view being a mirror image; and,  
FIG. 10 is a top view of the second embodiment.

The stipple-like pattern shown on the clip and globe and the dashed lines shown on the lower portion of the instrument barrel in FIGS. 2 and 7, illustrate environmental matter, which form no part of the claimed design.

**1 Claim, 4 Drawing Sheets**



# US D613,794 S

Page 2

## U.S. PATENT DOCUMENTS

3,477,792	A *	11/1969	Shore	401/109	D487,773	S *	3/2004	Keda	D19/48
D220,069	S *	3/1971	Collaud	D19/56	D497,179	S *	10/2004	Chen	D19/36
4,630,953	A *	12/1986	Cabral et al.	401/83	D497,638	S *	10/2004	Chen	D19/36
D332,964	S *	2/1993	Giugiaro	D19/49	6,846,123	B1 *	1/2005	Bedford	401/195
D334,023	S *	3/1993	Giugiaro	D19/49	D507,599	S *	7/2005	Qiu	D19/50
D336,517	S *	6/1993	McKeown	D24/133	D509,850	S *	9/2005	Bhavnani	D19/36
D337,611	S *	7/1993	Peersmann	D19/48	D527,049	S *	8/2006	Bhavnani	D19/36
D341,200	S *	11/1993	Yoshimoto	D24/133	7,125,186	B1 *	10/2006	Stokes	401/8
D357,275	S *	4/1995	Covington et al.	D19/42	D542,844	S *	5/2007	Qiu	D19/51
D377,051	S *	12/1996	Takemura	D19/51	D552,686	S *	10/2007	Cetera	D19/56
D385,301	S *	10/1997	Wang	D19/54	D569,434	S *	5/2008	Cetera	D19/55
D388,458	S *	12/1997	Takemura	D19/36	D577,071	S *	9/2008	Qiu et al.	D19/51
D400,922	S *	11/1998	Sakuno	D19/48	D588,195	S *	3/2009	Booker	D19/51
6,024,104	A *	2/2000	Dolberry	132/325	D594,583	S *	6/2009	Puglisi	D26/49
D449,856	S *	10/2001	Matsuzaki et al.	D19/43	D595,770	S *	7/2009	Zhang	D19/46
6,572,299	B1 *	6/2003	Brennan	401/195	D601,197	S *	9/2009	Zhang	D19/48
D487,770	S *	3/2004	Hwang	D19/43	7,581,896	B2 *	9/2009	Yoon	401/106

\* cited by examiner

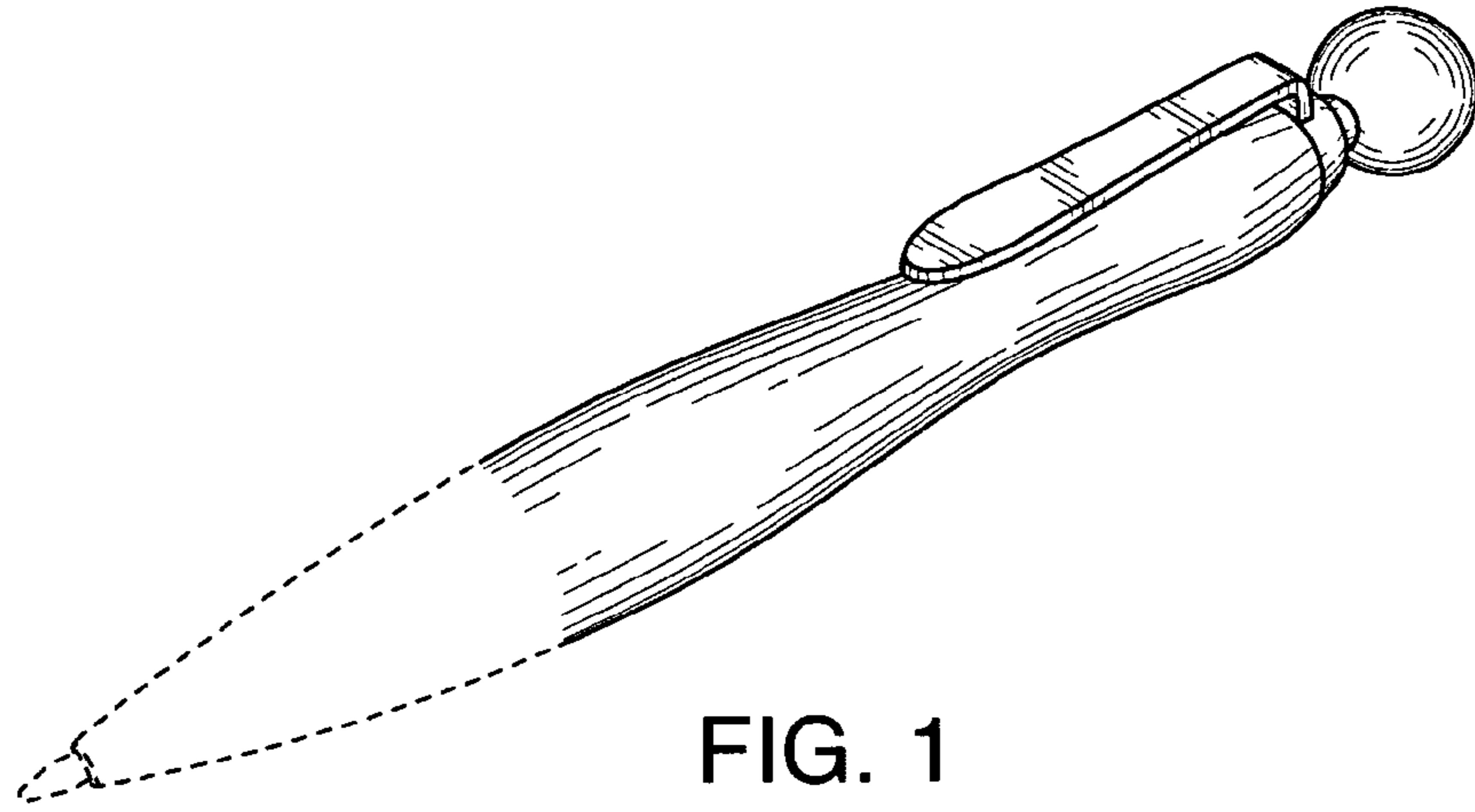


FIG. 1

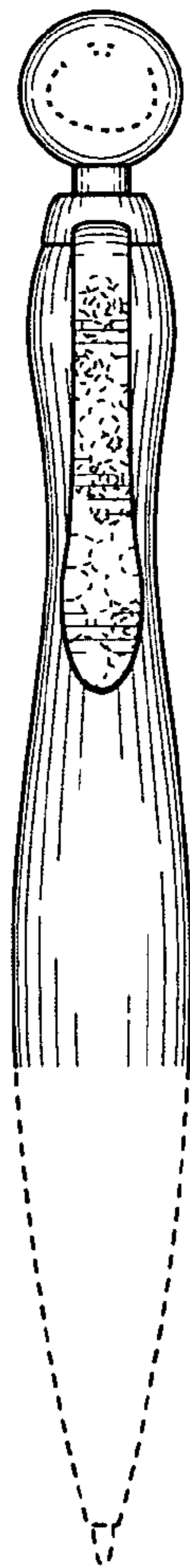


FIG. 2

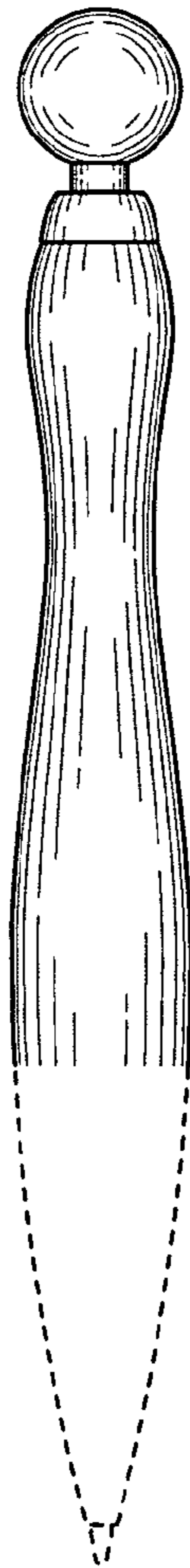


FIG. 3

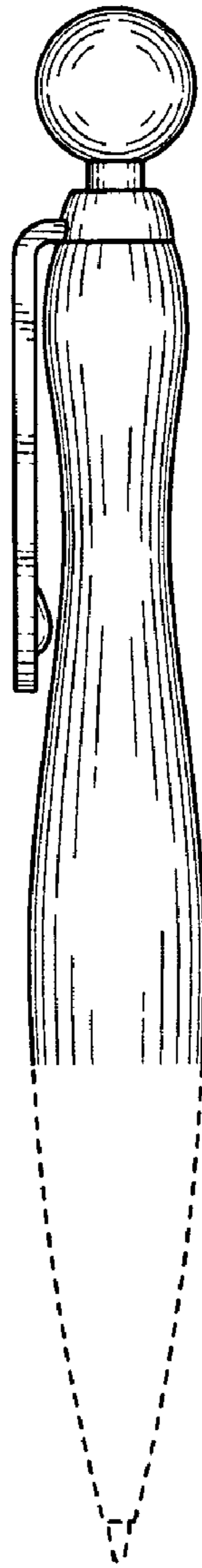


FIG. 4

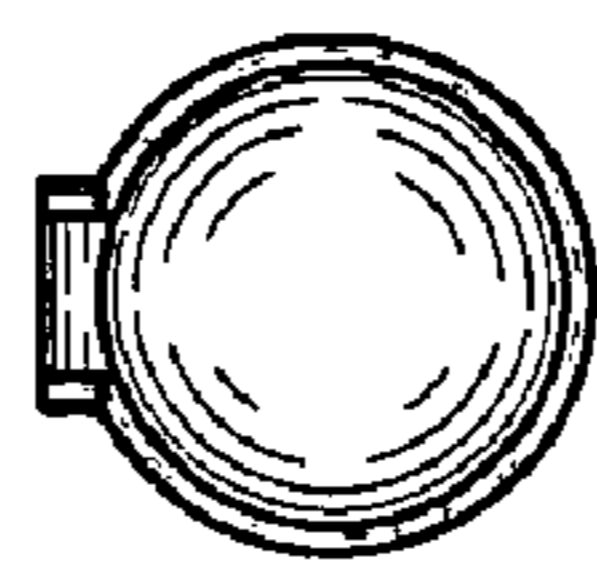


FIG. 5

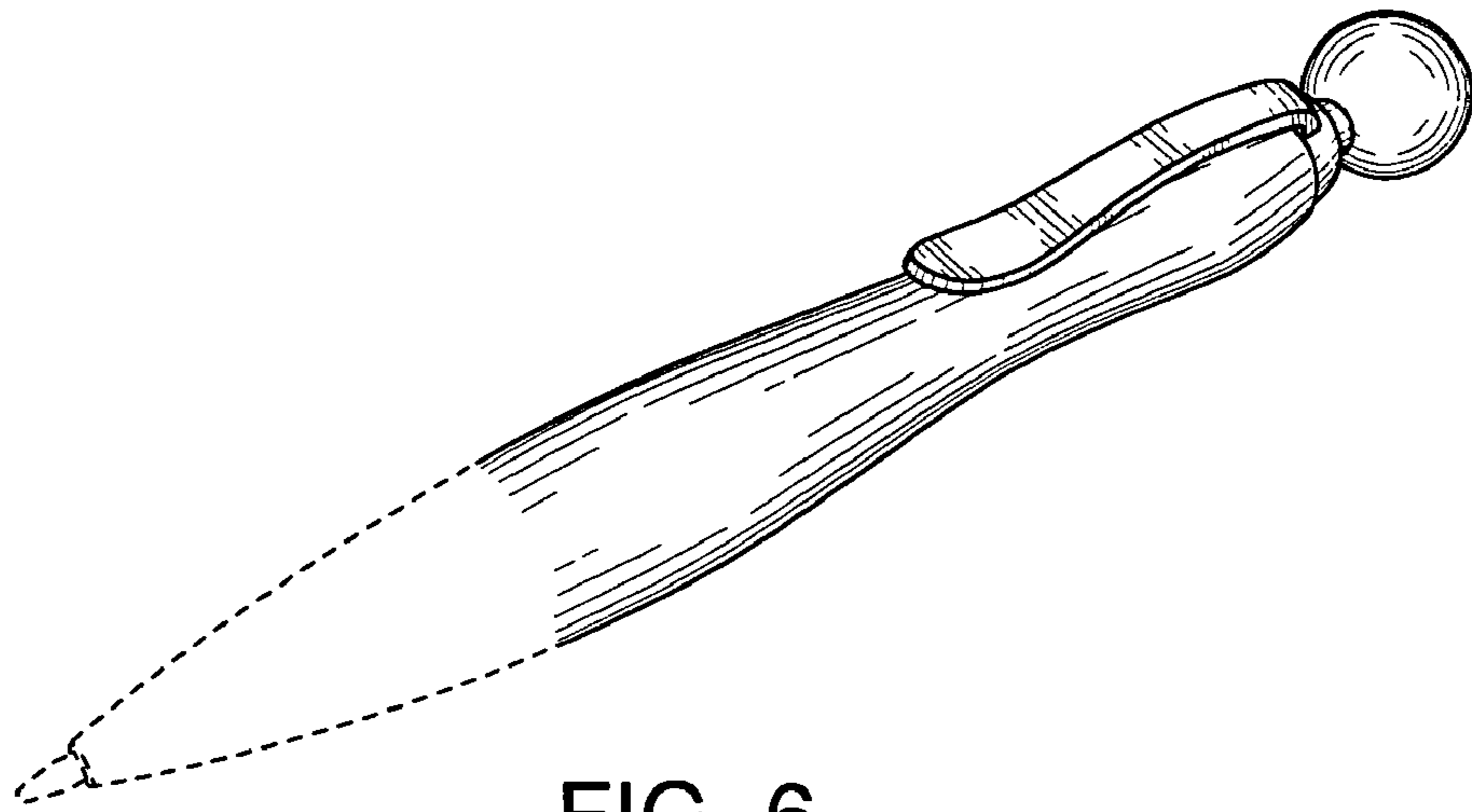


FIG. 6

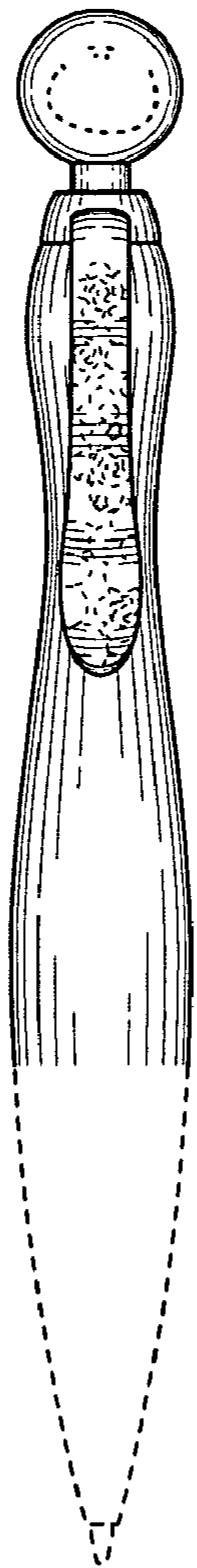


FIG. 7

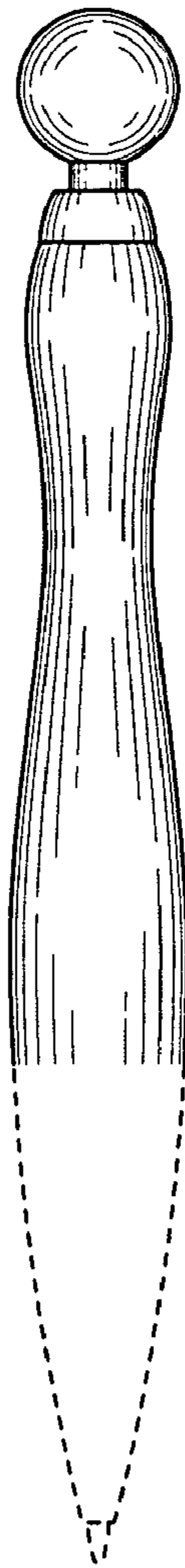


FIG. 8



FIG. 9

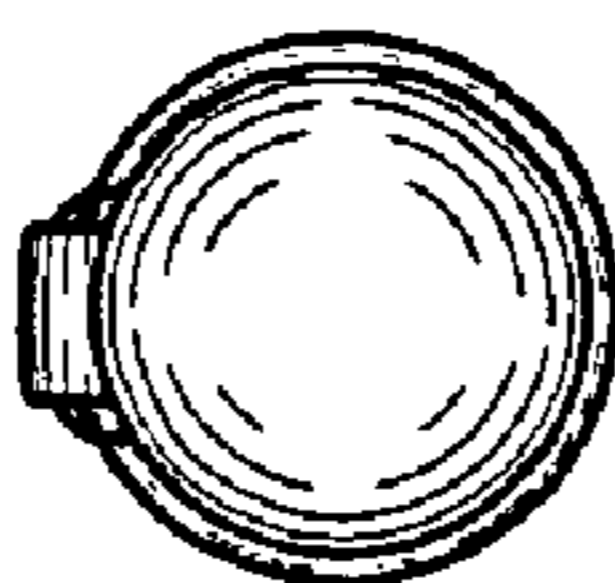


FIG. 10