



US00D613791S

(12) **United States Design Patent**
Yoshioka et al.

(10) **Patent No.:** **US D613,791 S**
(45) **Date of Patent:** **** Apr. 13, 2010**

(54) **MULTI FUNCTION PRINTER**

(75) Inventors: **Ichiro Yoshioka**, Matsumoto (JP);
Hiroto Miyauchi, Matsumoto (JP);
Takaaki Ishikawa, Matsumoto (JP);
Manabu Kawahara, Matsumoto (JP);
Kenichi Shirota, Suwa (JP); **Soichiro Kii**, Shiojiri (JP)

(73) Assignee: **Seiko Epson Corporation** (JP)

(**) Term: **14 Years**

(21) Appl. No.: **29/310,338**

(22) Filed: **Aug. 8, 2008**

(30) **Foreign Application Priority Data**

May 29, 2008 (JP) 2008-013481

(51) **LOC (9) Cl.** **14-02**

(52) **U.S. Cl.** **D18/55**

(58) **Field of Classification Search** D18/36-37,
D18/50, 54, 54.1, 55, 19; D14/420-425,
D14/463-470; 400/613, 613.1-613.4, 690.1-690.4,
400/691-694

See application file for complete search history.

(56) **References Cited**

U.S. PATENT DOCUMENTS

- D315,338 S 3/1991 Yoshihara
- D315,574 S 3/1991 Komada et al.
- D340,708 S * 10/1993 Ishibashi et al. D14/135
- D340,721 S 10/1993 Hirose et al.
- D362,456 S 9/1995 Ishibashi et al.
- D389,468 S * 1/1998 Chang et al. D14/425
- D436,369 S 1/2001 Sasaki et al.
- D453,181 S 1/2002 Shimamura
- D520,558 S 5/2006 Matsumoto et al.
- D522,047 S 5/2006 Ko et al.
- D528,154 S 9/2006 Hattori

- D528,155 S 9/2006 Katayama
- D528,595 S 9/2006 Hattori
- D531,175 S * 10/2006 Moskaluk et al. D14/421
- D532,042 S 11/2006 Gant
- D532,450 S * 11/2006 Smith et al. D18/55
- D533,218 S * 12/2006 Gant et al. D18/55
- D536,373 S 2/2007 Inoue et al.
- D550,768 S 9/2007 Hoshiya et al.
- D552,167 S 10/2007 Lee et al.
- D555,194 S * 11/2007 Smith et al. D18/55
- D556,256 S 11/2007 Matsumoto
- D556,257 S 11/2007 Yamaguchi
- D561,250 S * 2/2008 Smith et al. D18/55
- D561,251 S * 2/2008 Tjin Wong Joe et al. D18/55
- D573,179 S 7/2008 Bae et al.
- D573,633 S * 7/2008 Laidlaw et al. D18/55
- D581,976 S 12/2008 Park et al.
- D586,384 S * 2/2009 Yamaguchi et al. D18/55

* cited by examiner

Primary Examiner—Cathy Anne MacCormac

(74) *Attorney, Agent, or Firm*—Harness, Dickey & Pierce, P.L.C.

(57) **CLAIM**

The ornamental design for a multi function printer, as shown and described.

DESCRIPTION

FIG. 1 is a perspective view of a multi function printer, as viewed from the front, top and right side, embodying our new design;

FIG. 2 is a front view thereof;

FIG. 3 is a rear view thereof;

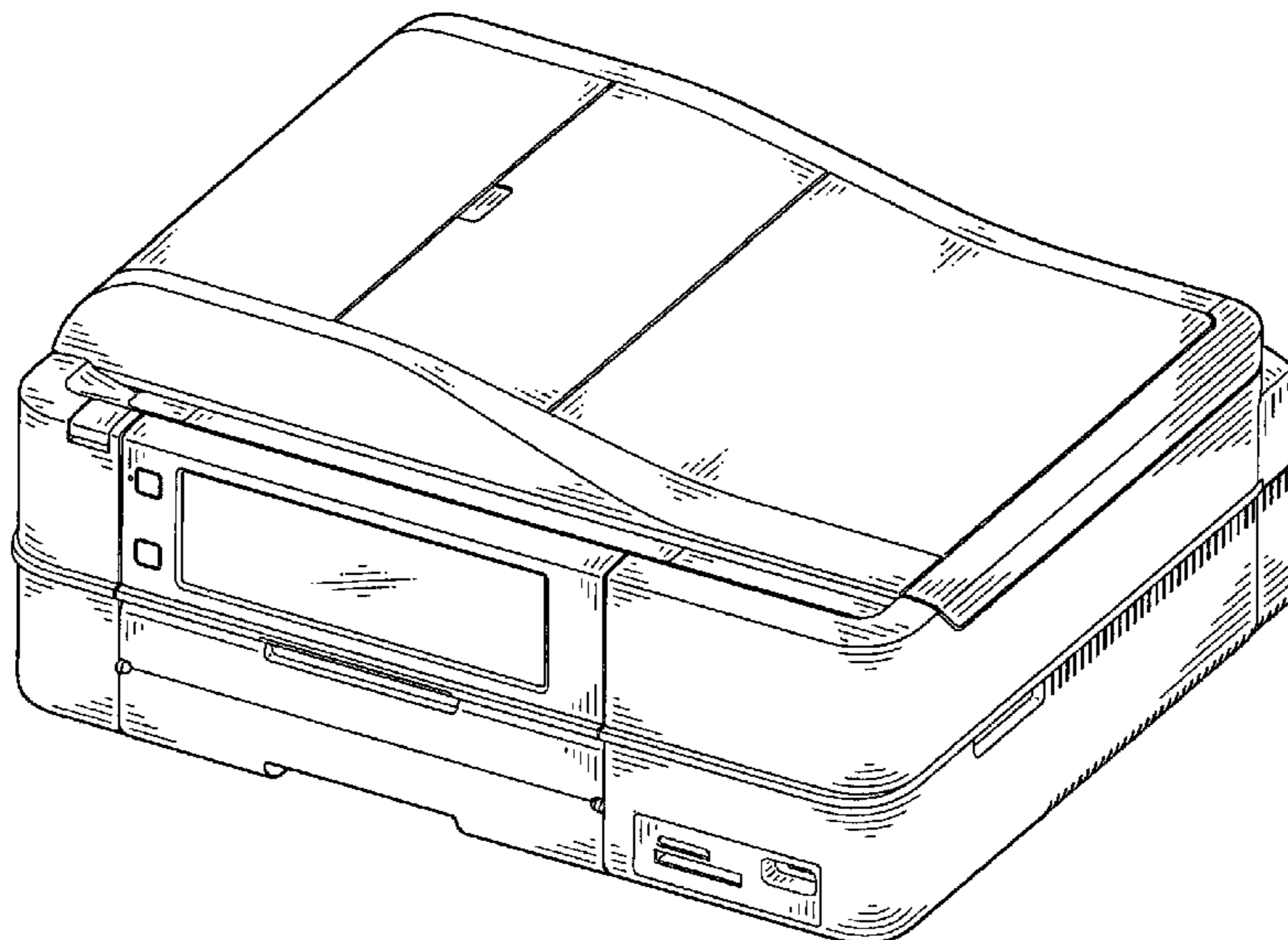
FIG. 4 is a left side view thereof;

FIG. 5 is a right side view thereof;

FIG. 6 is a top view thereof; and,

FIG. 7 is a bottom view thereof.

1 Claim, 4 Drawing Sheets



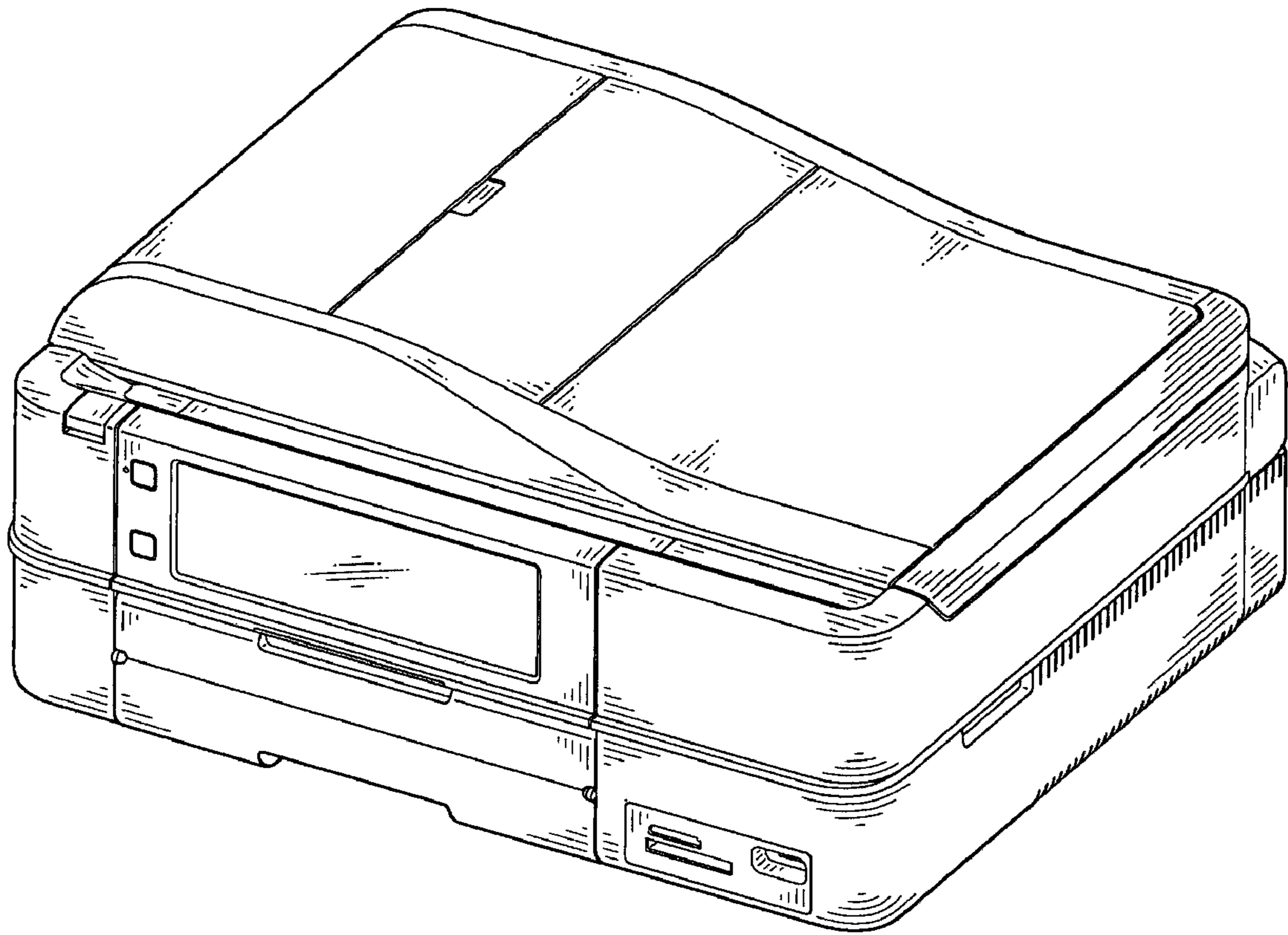


FIG. 1

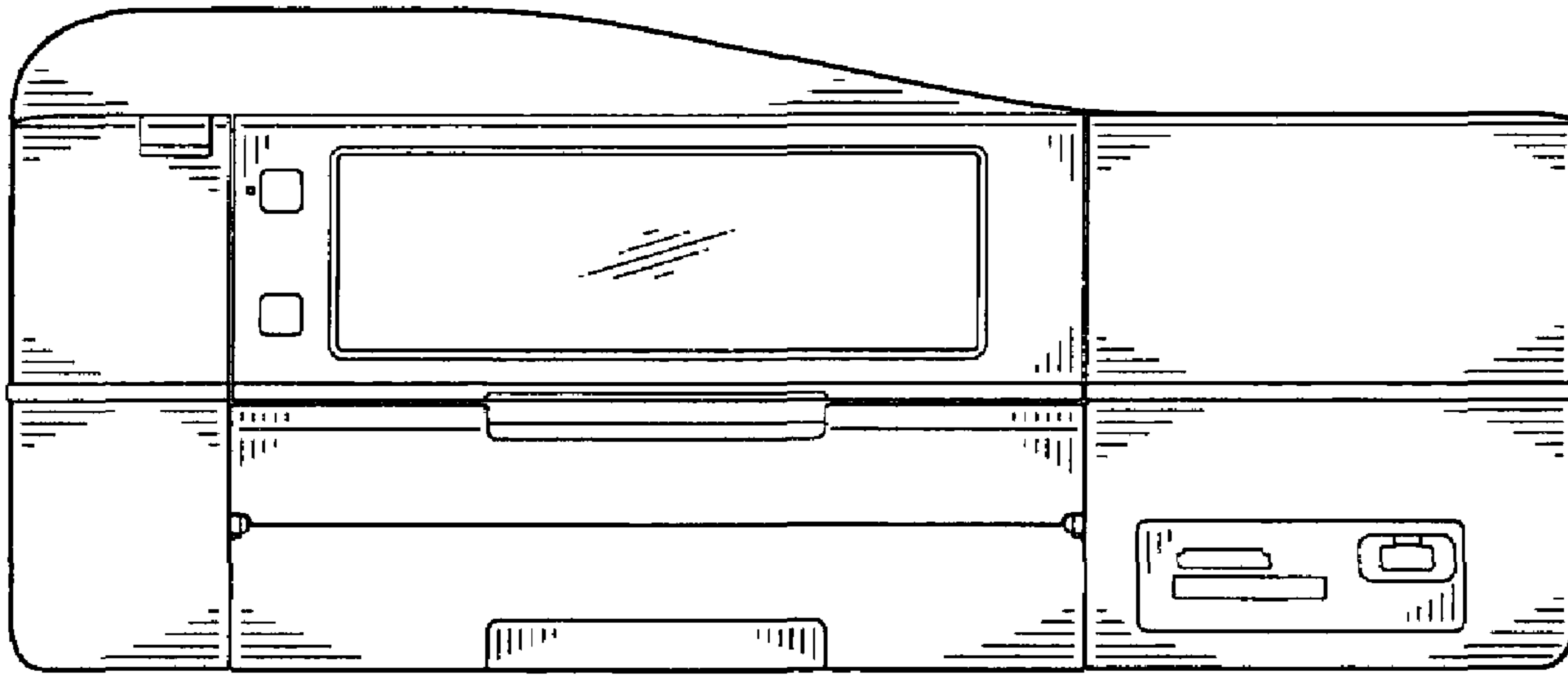


FIG. 2

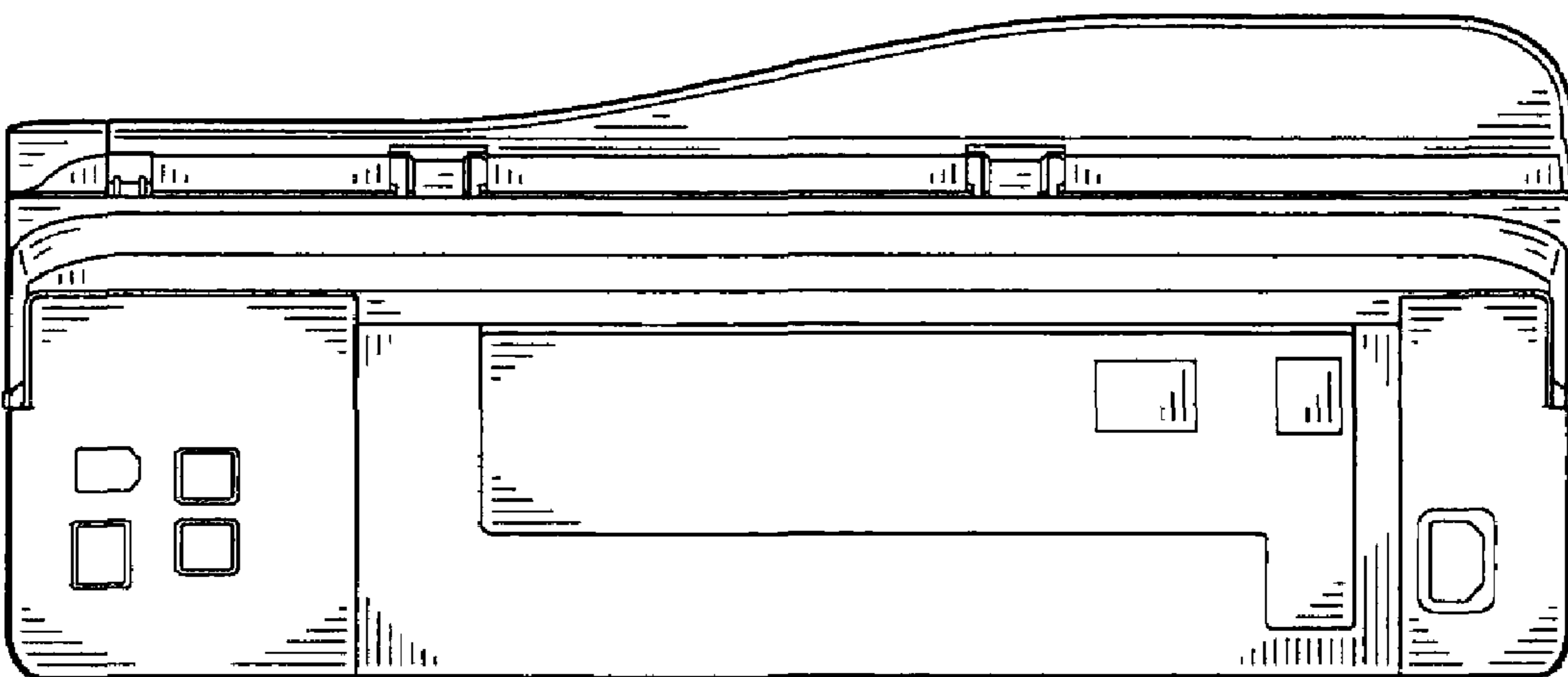


FIG. 3

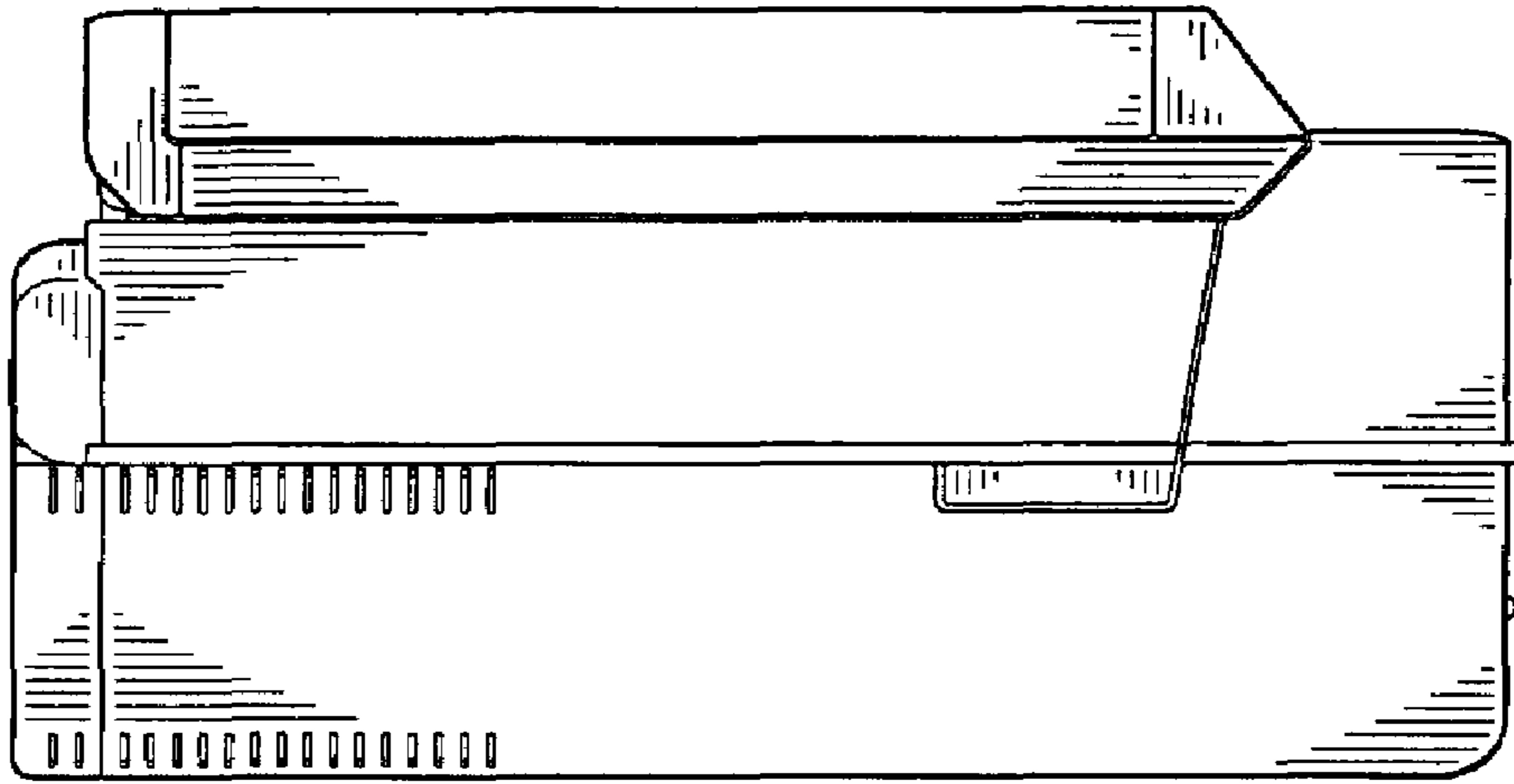


FIG. 4

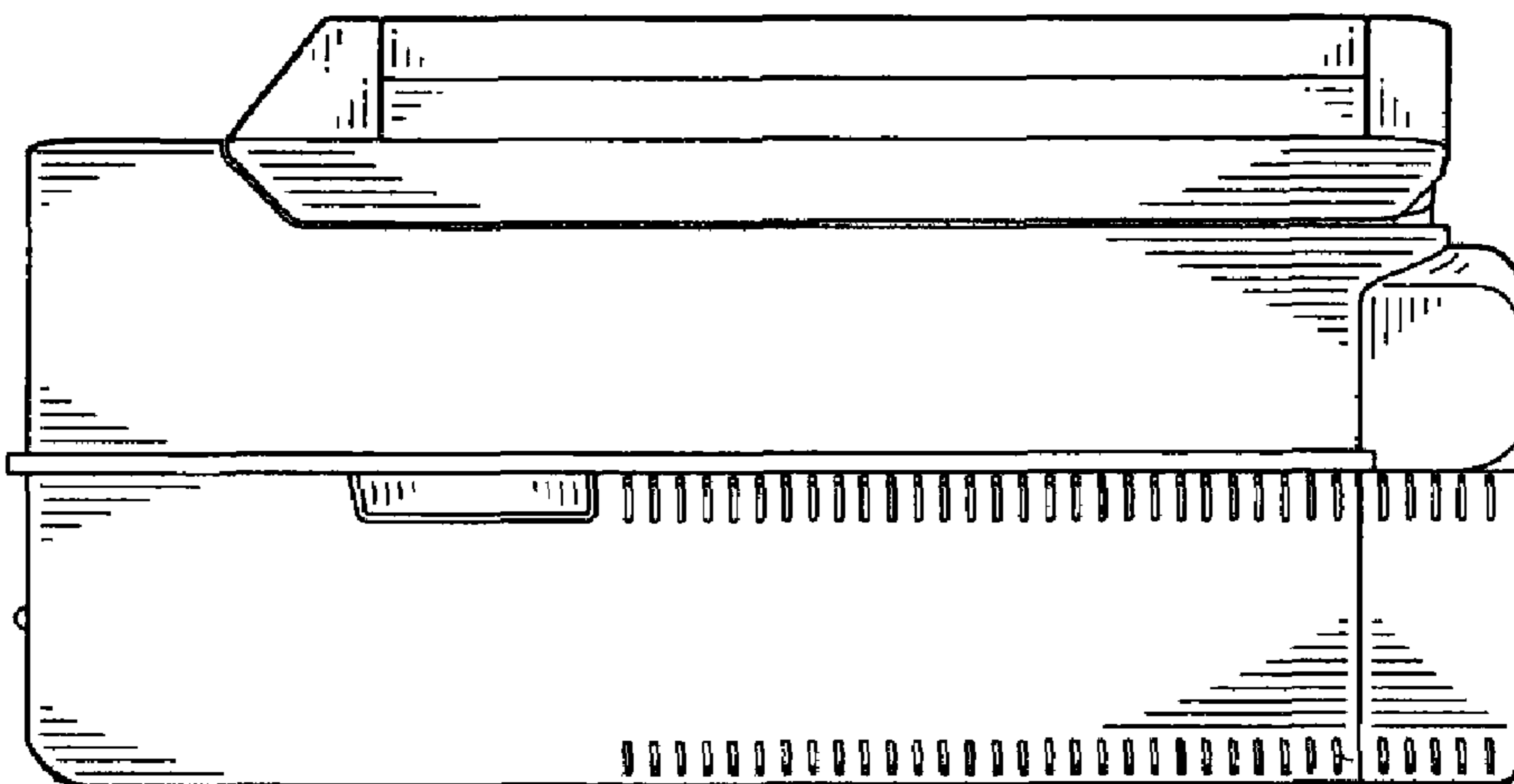


FIG. 5

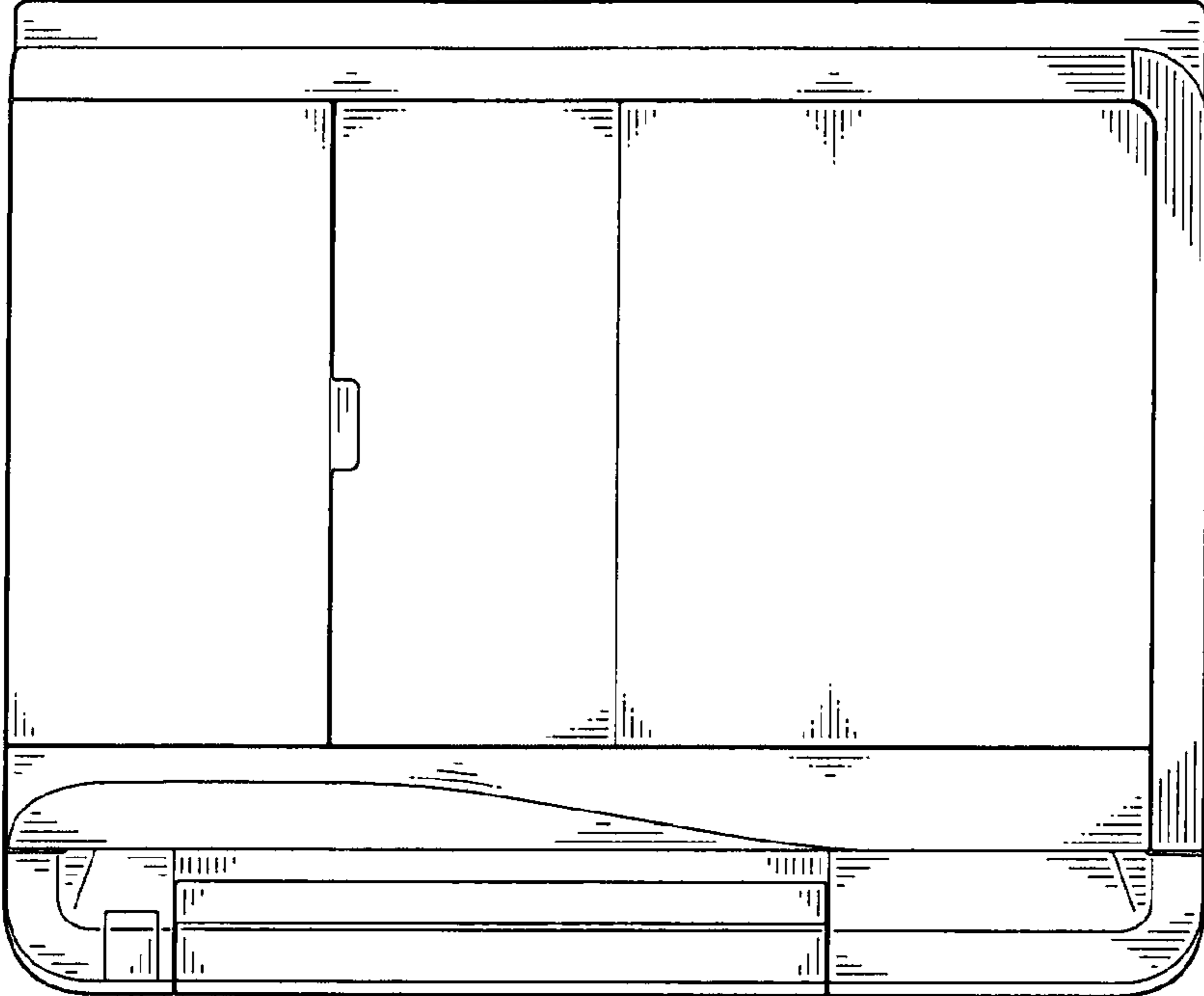


FIG. 6

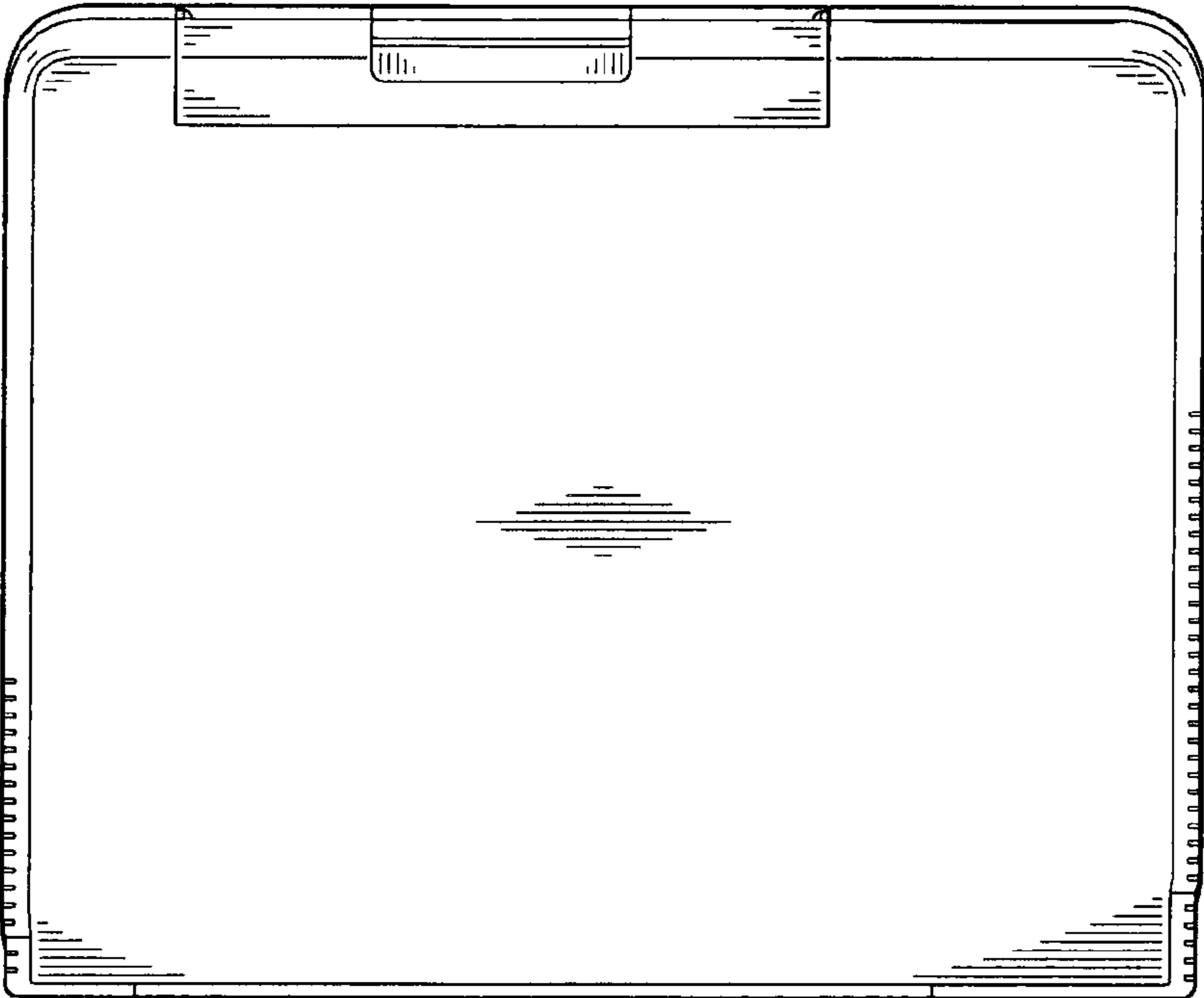


FIG. 7