



US00D613788S

(12) **United States Design Patent**
Friedman

(10) **Patent No.:** **US D613,788 S**

(45) **Date of Patent:** **** Apr. 13, 2010**

(54) **SUNGLASSES**

D596,221 S * 7/2009 Stables D16/321

(75) Inventor: **Sidney Friedman**, Oceanside, NY (US)

* cited by examiner

(73) Assignee: **Opsales, Inc.**, Island Park, NY (US)

Primary Examiner—Raphael Barkai

(74) *Attorney, Agent, or Firm*—Robert L. Epstein; Epstein Drangel Bazerman & James, LLP

(**) Term: **14 Years**

(21) Appl. No.: **29/310,316**

(57) **CLAIM**

(22) Filed: **Aug. 7, 2008**

The ornamental design for sunglasses, substantially as shown and described.

(51) **LOC (9) Cl.** **16-06**

(52) **U.S. Cl.** **D16/321**

(58) **Field of Classification Search** D16/101,
D16/300–342; D29/109–110; D24/110.2;
351/41, 44, 51–52, 62, 158, 92, 103–123,
351/140, 153, 45–46, 157; 2/426–432, 447–449,
2/441, 434–437, 13, 15; D21/483, 659–661
See application file for complete search history.

DESCRIPTION

FIG. 1 is a perspective view showing my design for sunglasses;

FIG. 2 is a front elevational view thereof;

FIG. 3 is rear elevational view thereof;

FIG. 4 is a side elevational view of one side of my design, the other side being the mirror image thereof;

FIG. 5 is a top plan view thereof; and,

FIG. 6 is bottom plan view thereof.

The broken lines shown in FIGS. 1 and 4 are for illustrative purposes only and form no part of the claimed design.

(56) **References Cited**

U.S. PATENT DOCUMENTS

D481,750 S *	11/2003	Stables	D16/321
D487,284 S *	3/2004	Lane	D16/326
D510,379 S *	10/2005	Lane	D16/326
D583,403 S *	12/2008	Lane et al.	D16/321
D590,006 S *	4/2009	Lane et al.	D16/321

1 Claim, 6 Drawing Sheets




FIG. 1




FIG. 2




FIG. 3

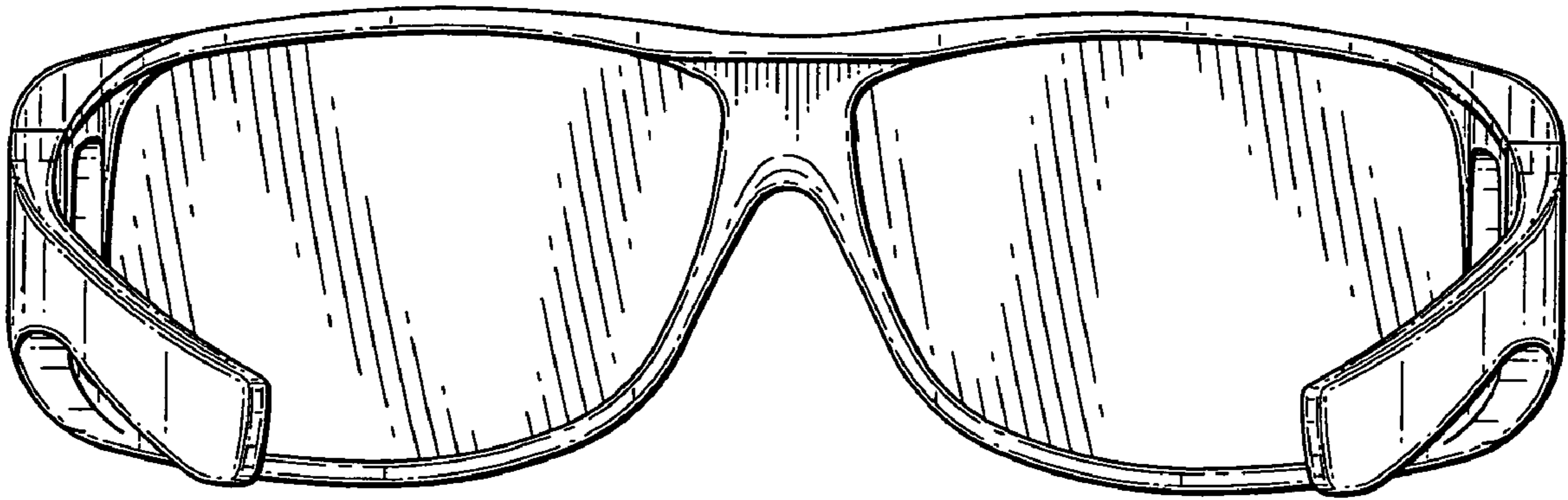


FIG. 4

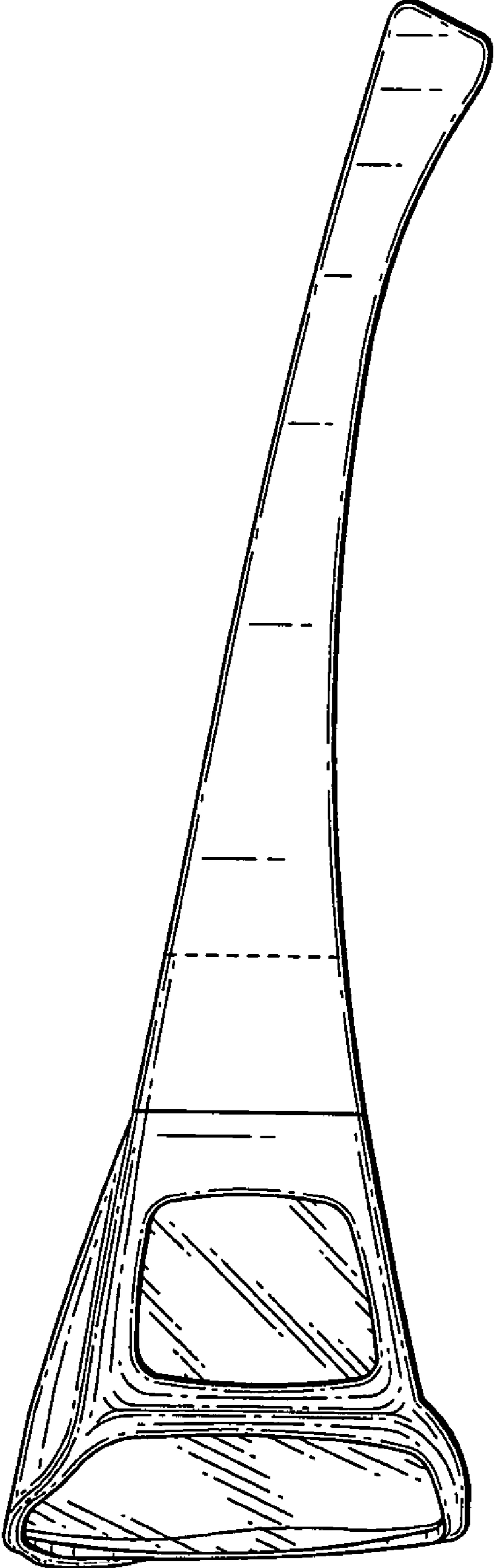


FIG. 5

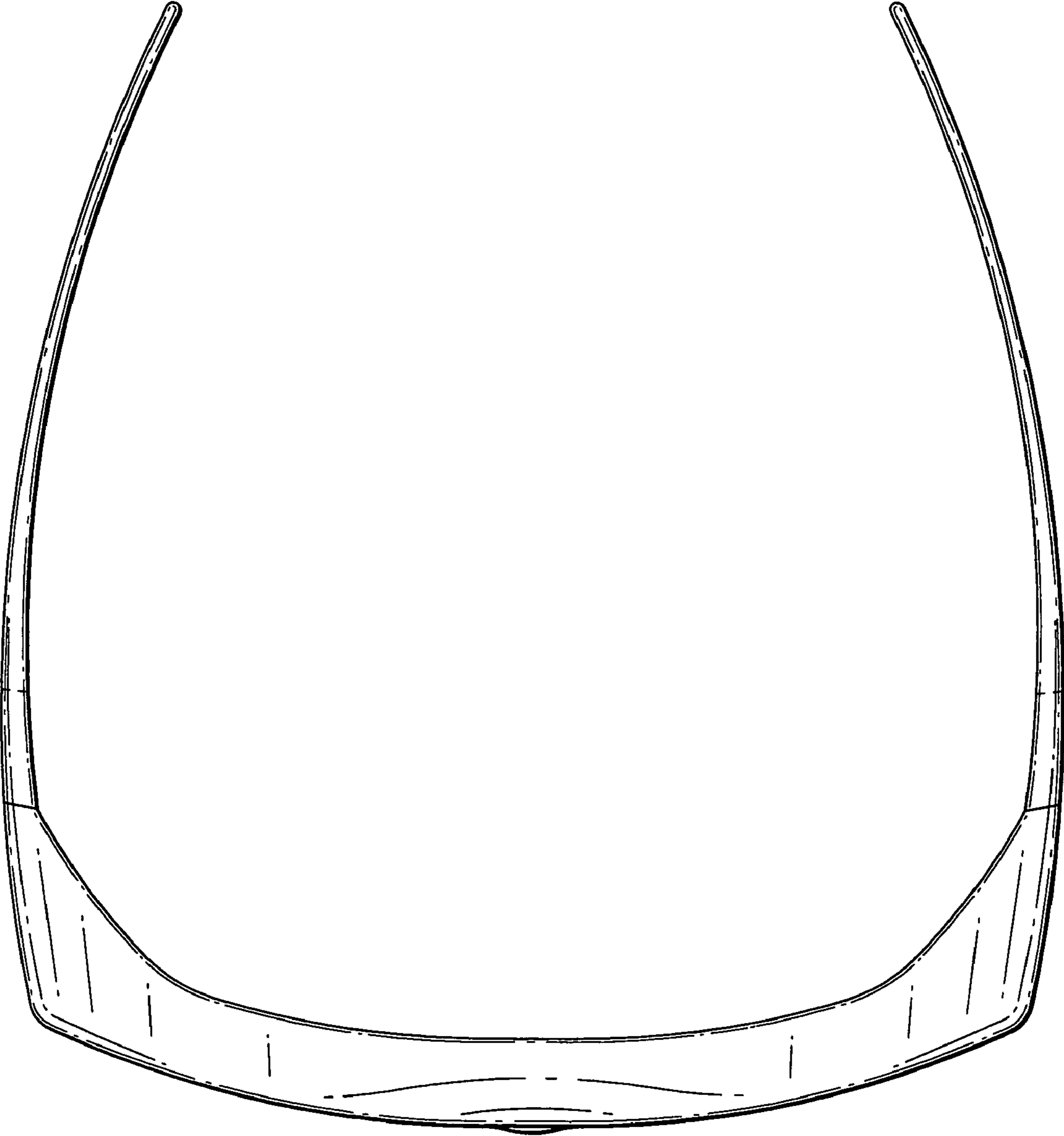


FIG. 6

