



US00D613762S

(12) **United States Design Patent**
Jones et al.

(10) **Patent No.:** **US D613,762 S**
(45) **Date of Patent:** **** *Apr. 13, 2010**

(54) **MEDIA PLAYER**

(75) Inventors: **Gregory G. Jones**, Seattle, WA (US);
Sung Ho Son, Redmond, WA (US);
Scott Andrew Dallmeyer, San
Francisco, CA (US); **Norio Fujikawa**,
San Francisco, CA (US)

(73) Assignee: **Microsoft Corporation**, Redmond, WA
(US)

(**) Term: **14 Years**

(21) Appl. No.: **29/335,246**

(22) Filed: **Apr. 10, 2009**

(51) **LOC (9) Cl.** **14-03**

(52) **U.S. Cl.** **D14/496; D14/203.7; D14/203.3**

(58) **Field of Classification Search** D14/496,
D14/401, 435, 474, 483, 217, 137, 138, 160,
D14/168, 356, 341, 203.1–203.7, 507; 345/156,
345/169, 173–179, 905; 715/727–729, 864;
710/1, 5, 8; 713/1, 600; 455/1.1, 1.7, 73,
455/344–347, 93, 95, 3.01–3.06, 550.1, 573.1;
370/342–344; 369/1, 2, 6–12; 463/43–47;
273/148 B

See application file for complete search history.

(56) **References Cited**

U.S. PATENT DOCUMENTS

5,825,408	A *	10/1998	Yuyama et al.	348/14.01
5,859,594	A *	1/1999	King et al.	340/7.55
D522,019	S *	5/2006	Peng	D14/203.7
D532,791	S *	11/2006	Kim	D14/203.7
7,203,529	B2 *	4/2007	Kim et al.	455/575.1
D556,211	S *	11/2007	Howard	D14/496
D560,231	S *	1/2008	Lee	D14/496
D566,725	S	4/2008	Kaneko et al.		
D566,726	S	4/2008	Kaneko et al.		

D566,727	S	4/2008	Kaneko et al.		
D571,376	S	6/2008	Kaneko et al.		
D571,823	S	6/2008	Ledbetter et al.		
D572,729	S	7/2008	Ledbetter et al.		
D581,922	S *	12/2008	Andre et al.	D14/341
D593,132	S *	5/2009	Kim	D14/496
D598,424	S *	8/2009	Andre et al.	D14/203.7
D598,426	S *	8/2009	Kim et al.	D14/203.7
D601,122	S *	9/2009	Hibino et al.	D14/203.7

OTHER PUBLICATIONS

<http://www.yankodesign.com/2007/05/15/samsung-sliq-cell-phone-by-mike-serafin/>, Samsung Sliq cell phone; 3 color sheets, May 15, 2007.

* cited by examiner

Primary Examiner—Prabhakar Deshmukh

(74) *Attorney, Agent, or Firm*—Banner & Witcoff, Ltd.

(57) **CLAIM**

The ornamental design for a media player, as shown and described.

DESCRIPTION

FIG. 1 is a front isometric view of a media player showing our new design;

FIG. 2 is a front elevational view thereof;

FIG. 3 is a right side elevational view thereof;

FIG. 4 is a left side elevational view thereof;

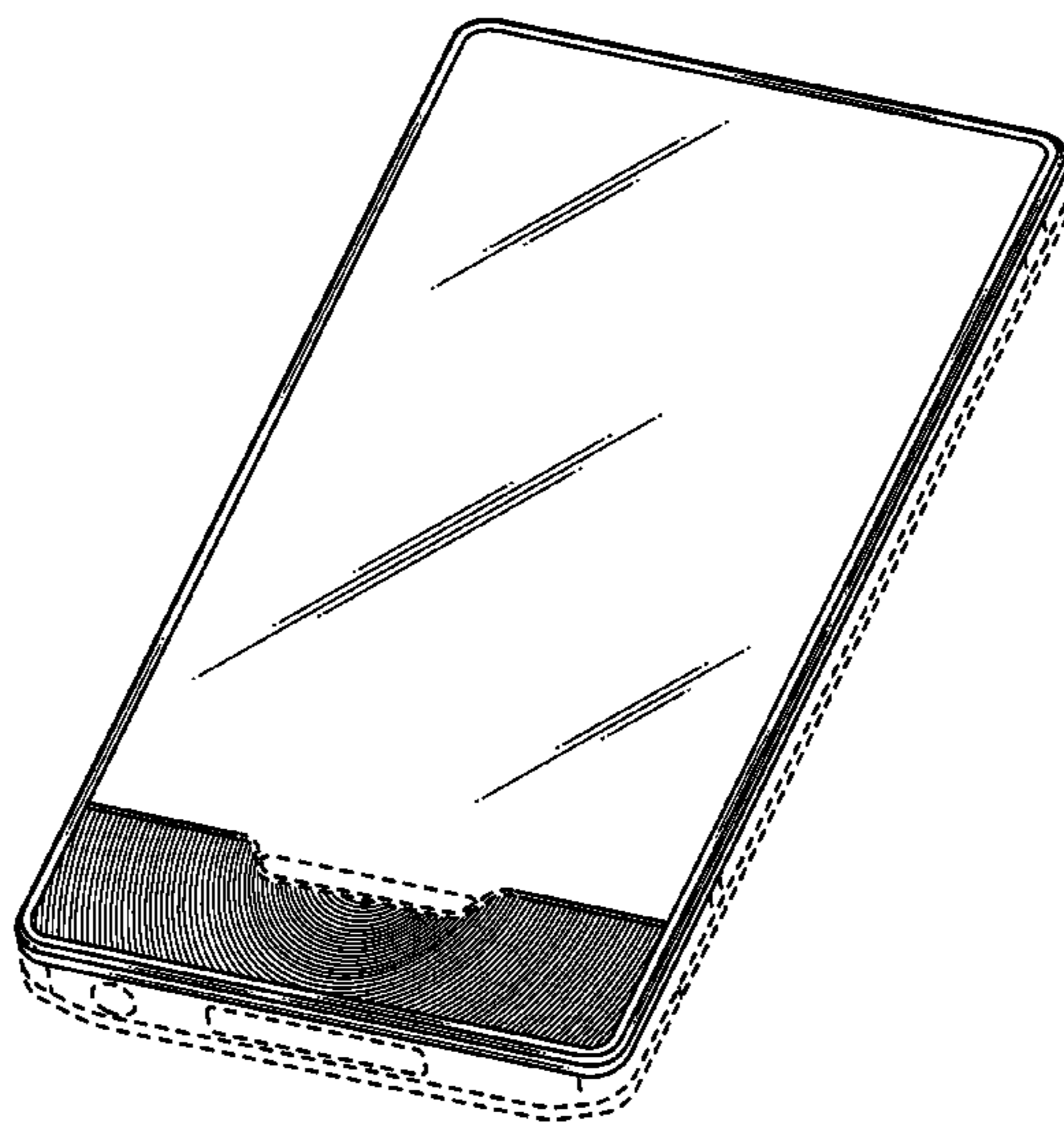
FIG. 5 is a top plan view thereof;

FIG. 6 is a bottom plan view thereof; and,

FIG. 7 is a rear elevational view thereof.

The broken line showing of the trapezoidal-shaped region inside of the claimed area and the broken line showing of the remainder of the media player is for environmental purposes only and forms no part of the claimed design.

1 Claim, 6 Drawing Sheets



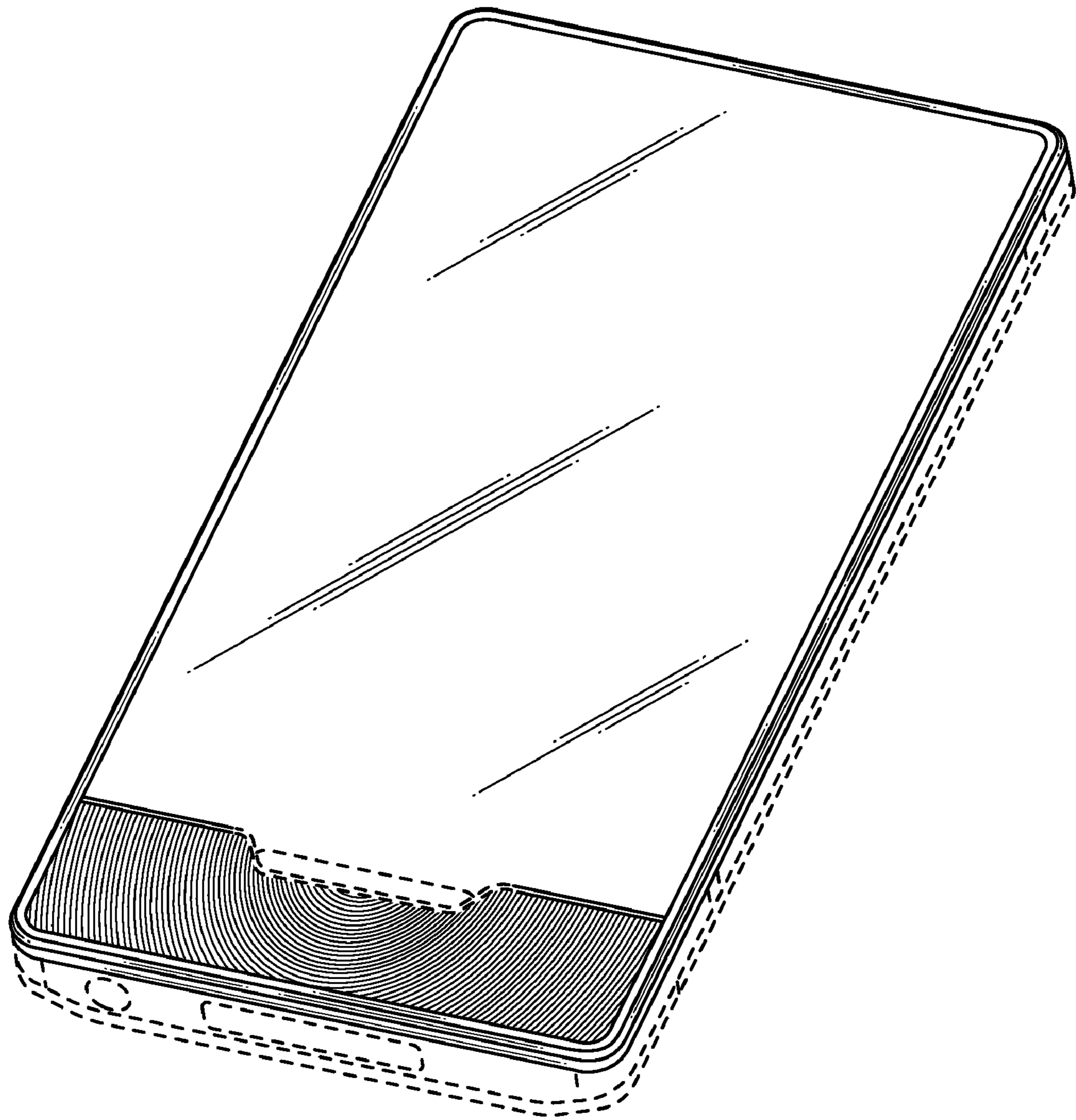


FIG. 1

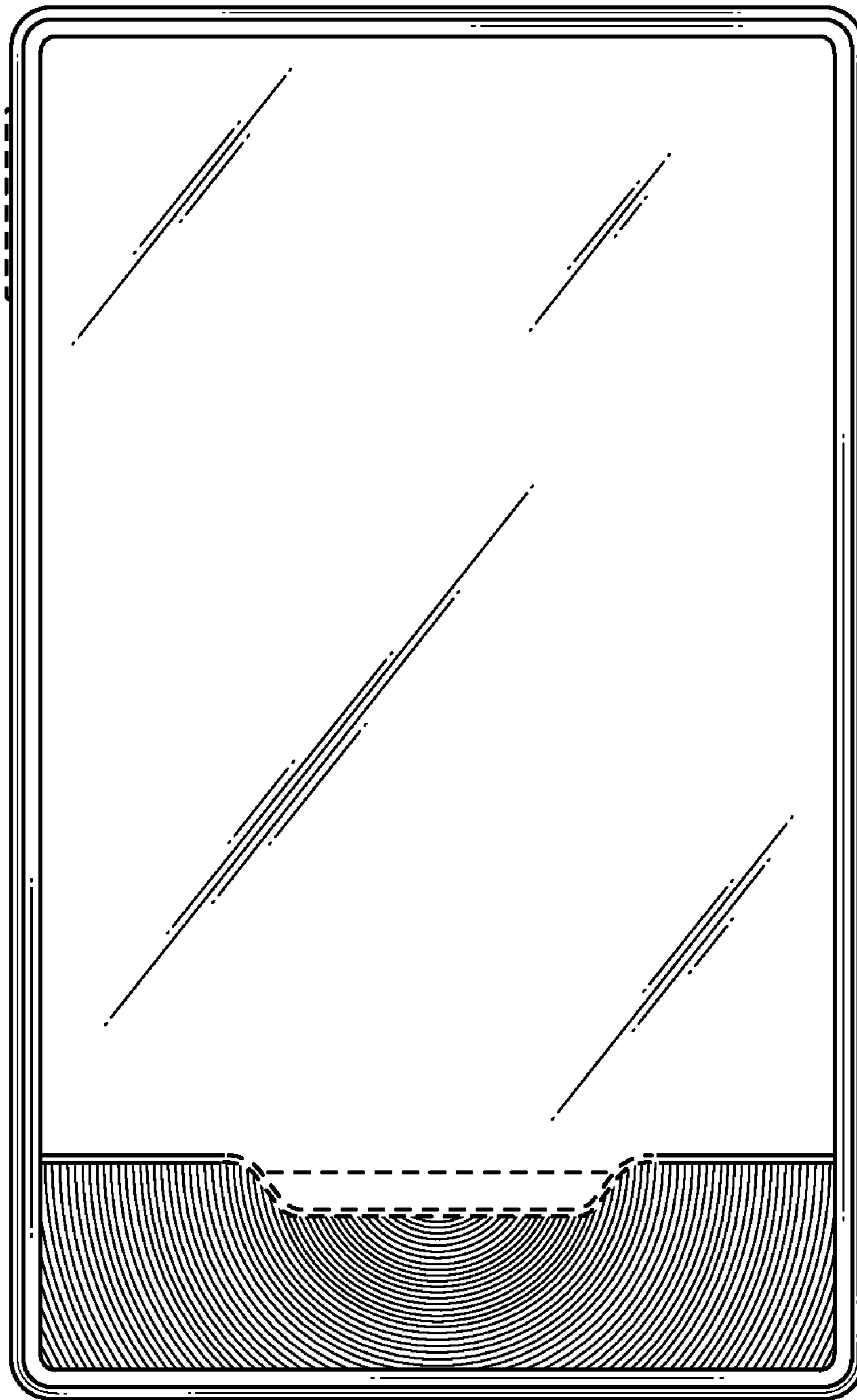


FIG. 2




FIG. 3



FIG. 4



FIG. 5




FIG. 6




FIG. 7