



US00D613761S

(12) **United States Design Patent**
Jones et al.

(10) **Patent No.:** **US D613,761 S**
(45) **Date of Patent:** **** Apr. 13, 2010**

(54) **MEDIA PLAYER**

(75) Inventors: **Gregory G. Jones**, Seattle, WA (US);
Sung Ho Son, Redmond, WA (US);
Scott Andrew Dallmeyer, San
Francisco, CA (US); **Norio Fujikawa**,
San Francisco, CA (US)

(73) Assignee: **Microsoft Corporation**, Redmond, WA
(US)

(**) Term: **14 Years**

(21) Appl. No.: **29/335,245**

(22) Filed: **Apr. 10, 2009**

(51) **LOC (9) Cl.** **14-03**

(52) **U.S. Cl.** **D14/496; D14/203.7; D14/203.3**

(58) **Field of Classification Search** D14/496,
D14/401, 435, 474, 483, 217, 137, 138, 160,
D14/168, 356, 341, 203.1-203.7, 507; 345/156,
345/169, 173-179, 905; 715/727-729, 864;
710/1, 5, 8; 713/1, 600; 455/1.1, 1.7, 73,
455/344-347, 93, 95, 3.01-3.06, 550.1, 573.1;
370/342-344; 369/1, 2, 6-12; 463/43-47;
273/148 B

See application file for complete search history.

(56) **References Cited**

U.S. PATENT DOCUMENTS

5,825,408 A * 10/1998 Yuyama et al. 348/14.01
5,859,594 A * 1/1999 King et al. 340/7.55
D522,019 S * 5/2006 Peng D14/203.7
D532,791 S * 11/2006 Kim D14/203.07
7,203,529 B2 * 4/2007 Kim et al. 455/575.1
D556,211 S * 11/2007 Howard D14/496
D560,231 S * 1/2008 Lee D14/496
D566,725 S 4/2008 Kaneko et al.
D566,726 S 4/2008 Kaneko et al.

D566,727 S 4/2008 Kaneko et al.
D571,376 S 6/2008 Kaneko et al.
D571,823 S 6/2008 Ledbetter et al.
D572,729 S 7/2008 Ledbetter et al.
D581,922 S * 12/2008 Andre et al. D14/341
D593,132 S * 5/2009 Kim D14/496
D598,424 S * 8/2009 Andre et al. D14/203.7
D598,426 S * 8/2009 Kim et al. D14/203.7
D601,122 S * 9/2009 Hibino et al. D14/203.7

OTHER PUBLICATIONS

<http://www.yankodesign.com/2007/05/15/samsung-sliq-cell-phone-by-mike-serafin/>, Samsung Sliq cell phone; 3 color sheets, May 15, 2007.

* cited by examiner

Primary Examiner—Prabhakar Deshmukh

(74) *Attorney, Agent, or Firm*—Banner & Witcoff, Ltd.

(57) **CLAIM**

The ornamental design for a media player, as shown and described.

DESCRIPTION

FIG. 1 is a front isometric view of a media player showing our new design;

FIG. 2 is a front elevational view thereof;

FIG. 3 is a right side elevational view thereof;

FIG. 4 is a left side elevational view thereof;


FIG. 5 is a top plan view thereof;

FIG. 6 is a bottom plan view thereof; and,

FIG. 7 is a rear elevational view thereof.

The broken line showing of the remainder of the media player is for environmental purposes only and forms no part of the claimed design.

1 Claim, 6 Drawing Sheets



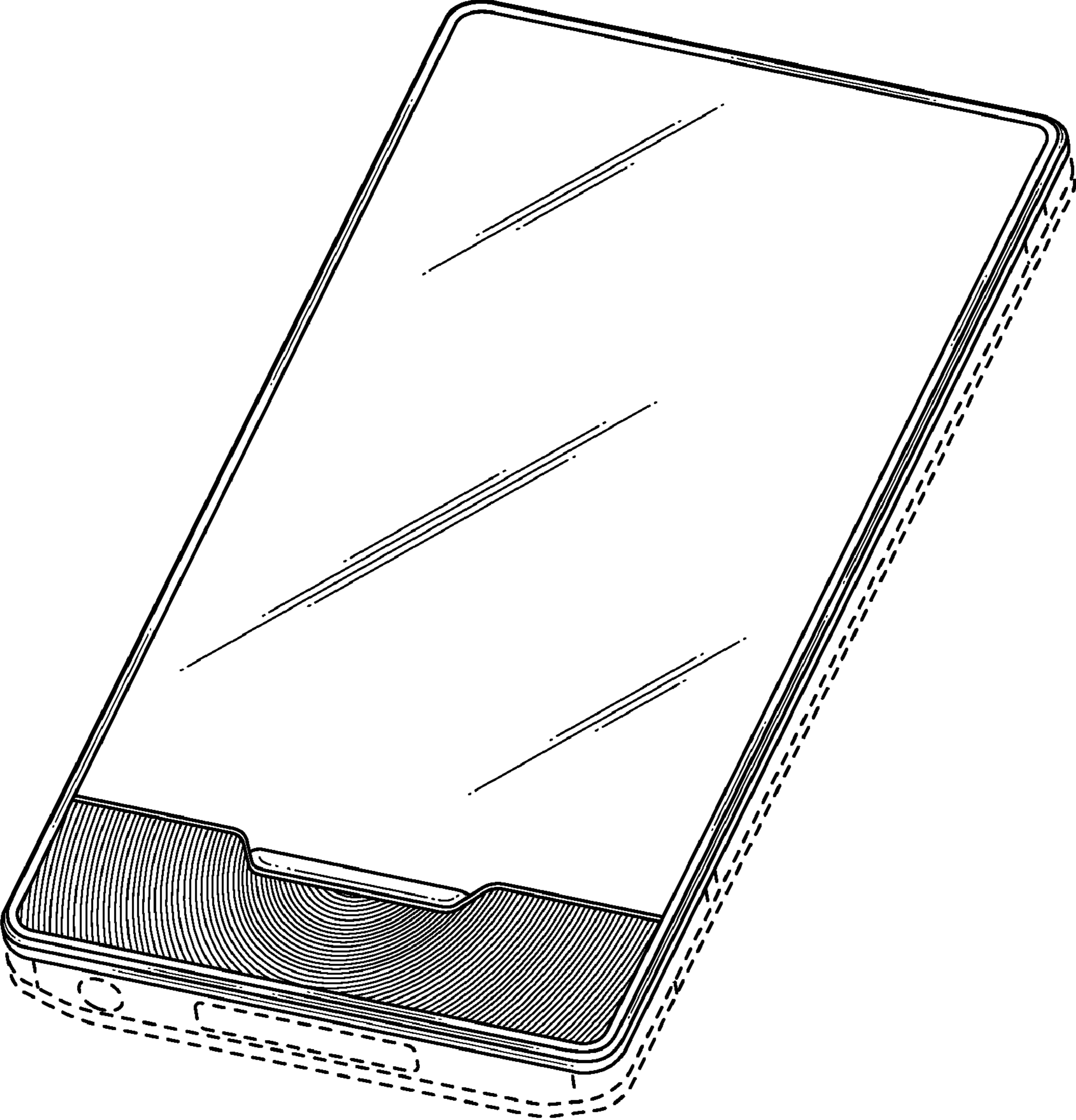


FIG. 1




FIG. 2




FIG. 3




FIG. 4

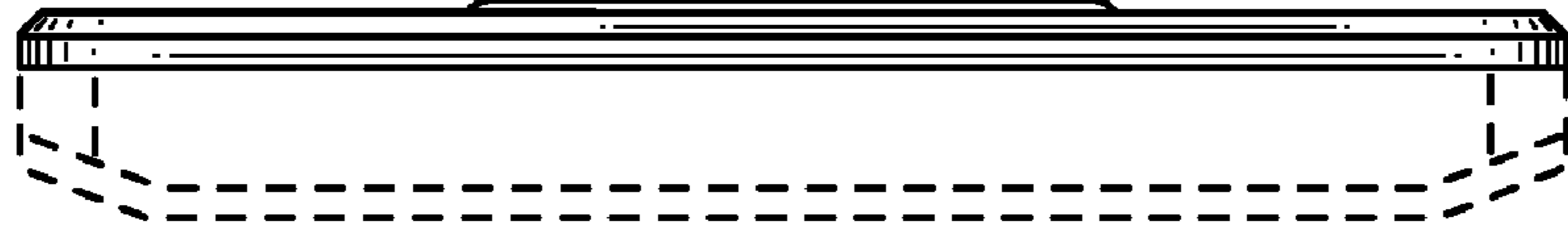


FIG. 5




FIG. 6




FIG. 7